

313 GC

HYDRAULIC EXCAVATOR



Engine Power

ISO 14396

55.4 kW (74 hp)

ISO 14396 (DIN)

75 hp (metric)

Operating Weight

13 800 kg (30,400 lbs)

Meets U.S. EPA Tier 4 Final, EU Stage V, and Japan 2014 emission standards.



THE NEW CAT[®] 313 GC

EASY TO OWN, OPERATE, MAINTAIN

The 313 GC Hydraulic Excavator matches its performance to your job. A new, larger cab with an ergonomic layout keeps you comfortable all shift long. Combined with fuel saving features, longer maintenance intervals, and simplified maintenance points, the 313 GC provides the reliability you expect at the low cost-per-hour you need.



NEXT GENERATION EXCAVATORS

Your business is more competitive than ever. Ready to help make your business stronger, Cat[®] next generation excavators give you new ways to get the most work done at a cost that fits your business.

- + MORE MODEL OPTIONS
- + MORE FUEL SAVING FEATURES
- + MORE WAYS TO BOOST EFFICIENCY



UP TO **25% LESS** MAINTENANCE COSTS



**LESS MAINTENANCE,
MORE PROFITABILITY**

NOTE: COMPARISON IS BASED ON THE 313 GC vs 313F.

LOWER FUEL CONSUMPTION BY UP TO 10% ¹

Two power modes – Power mode and Smart mode – help manage fuel consumption.

LOWER MAINTENANCE COSTS BY UP TO 25% ¹

Extended maintenance intervals increase uptime and reduce costs.

WORK IN COMFORT

A larger cab, wider seat, and easy-to-reach controls keep you comfortable all shift long.

¹ Compared to the 313F

CAT EQUIPMENT MANAGEMENT TECHNOLOGY TAKES THE GUESSWORK OUT OF MANAGING YOUR EQUIPMENT

Cat equipment management telematics technology helps take the complexity out of managing your jobsites by gathering data generated by your equipment, materials, and people and serving it up to you in customizable formats.



PRODUCT LINK™

Product Link™ collects data automatically and accurately from your assets – any type and any brand. Information such as location, hours, fuel usage, productivity, idle time, maintenance alerts, diagnostic codes, and machine health can be viewed online through web and mobile applications.



VISIONLINK®

Access information anytime, anywhere with VisionLink®. Use it to make informed decisions that boost productivity, lower costs, simplify maintenance, and improve safety and security on your jobsite. With different subscription level options, your Cat dealer can help you configure exactly what you need to connect your fleet and manage your business without paying for extras you don't want. Subscriptions are available with cellular or satellite reporting (or both).



**LOWER MAINTENANCE COSTS
UP TO 25%**

DO MORE. PAY LESS.

With extended and more synchronized maintenance intervals, you get more done at a low cost. Consolidated filter locations make service faster. Your machine's filter life and maintenance intervals are also trackable on the in-cab touchscreen monitor.

SERVICE REMINDERS MADE EASY

Boost productivity with proactive service reminders. The new integrated vehicle health management system alerts the operator with step-by-step service guidance, along with parts needed, so you don't experience any unnecessary downtime.

NEW LONGER LASTING FILTERS

The new hydraulic oil filter provides improved filtration performance, anti-drain valves to keep oil clean when the filter is replaced, and a 3,000-hour replacement interval – 50% longer than previous filter designs.

CAB TAKES THE HARD OUT OF WORK

Comfort and movement efficiency help keep operators productive and alert all shift long. Ergonomic control layout reduces twists and turns in the seat. The standard seat is wide and adjustable for operators of virtually any size.

ALL-AROUND VISIBILITY

Enlarged windows and improved machine layout increase visibility from the seat of the cab. Standard rearview and right-side-view cameras always keep operators aware of their surroundings. Powerful, long-lasting LED lights consume minimal power, keeping you safe while working in the dark.

CAB HELPS KEEP YOU SAFE

The ISO-certified rollover protective structure (ROPS) cab is sound suppressed and sealed. The large windows and lower front, right, and rear profile of the machine give outstanding visibility to the work area without the strain of constantly leaning forward.

EASY ACCESS, CONNECTIVITY, AND STORAGE

Several built-in convenience features make work more comfortable for operators.

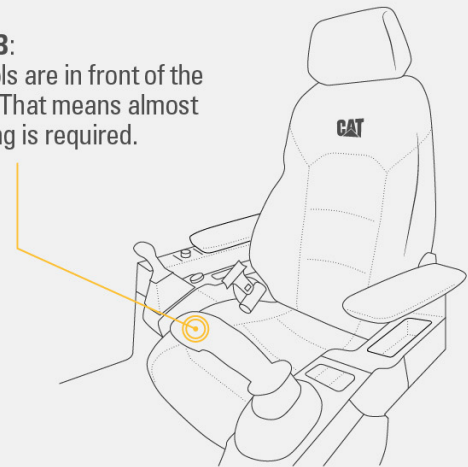
- + BLUETOOTH® INTEGRATED RADIO
- + USB PORTS FOR CHARGING AND PHONE CONNECTIVITY
- + 12V DC OUTLETS AND AUX PORT
- + STORAGE IN REAR, OVERHEAD, AND CONSOLE COMPARTMENTS
- + CUP AND BOTTLE HOLDERS

WE'VE GOT YOUR BACK.

BACK PAIN IS ONE OF THE MOST COMMON REASONS PEOPLE MISS WORK.*

NEW CAB:

All controls are in front of the operator. That means almost no twisting is required.



OLD CAB: 2,000+ twists a year to reach controls in back of cab that can strain your back.

ASSUME 1 TWIST PER HOUR
1 TWIST x 8-HOUR WORKDAY = 8 TWISTS PER DAY
8 TWISTS x 5 WORKDAYS PER WEEK = 40 TWISTS PER WEEK
40 TWISTS x 52 WEEKS PER YEAR = **2,080 TWISTS PER YEAR**

*SOURCE: [HTTPS://WWW.NINDS.NIH.GOV/DISORDERS/PATIENT-CAREGIVER-EDUCATION/FACT-SHEETS/LOW-BACK-PAIN-FACT-SHEET](https://www.ninds.nih.gov/disorders/patient-caregiver-education/fact-sheets/low-back-pain-fact-sheet)



NEW SMART MODE

The new Smart mode automatically adjusts engine and hydraulic power for the highest fuel efficiency – less power for tasks such as swinging and more power for digging.



KEYLESS PUSH TO START

The 313 GC uses a keyless push-button engine start. This adds security for the machine by using operator ID codes to limit and track machine access. Codes can be entered manually or via an optional Bluetooth key fob.



CUSTOMIZABLE JOYSTICKS

Joystick function can be customized through the monitor. Joystick pattern as well as response speed can be set to match operator preferences. All preferences are saved with the operator ID and restored at log in.



TOUCHSCREEN MONITOR

Most machine settings can be controlled through the high-resolution 203 mm/8-inch touchscreen monitor. It offers 42 languages and is easy to read from the seat.

LOOK OUT FOR YOUR PEOPLE AND EQUIPMENT

SAFETY FEATURES

GROUND-LEVEL DAILY MAINTENANCE

All daily maintenance checks can be performed from ground level, making maintenance faster, easier, and safer. Checkpoints include the engine oil dipstick, fuel water separator, fuel tank water and sediment drains, and cooling system coolant level check.

SECURE START

Use your PIN code on the monitor or the optional Bluetooth key fob to enable the push-button starting feature.

INSPECTION LIGHTING

Make service work easier and safer with optional inspection lighting. With the flip of a switch, lights will illuminate the engine, pump, battery, and radiator compartments to enhance visibility.

UPPER PLATFORM ACCESS

New right service platform design provides easy, safe, and quick access to upper service platform; the service platform steps use anti-skid punch plate to help prevent slipping.



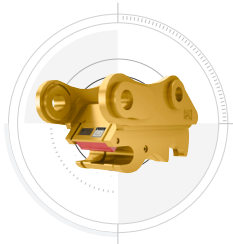
INCREASE YOUR PRODUCTIVITY AND PROFIT WITH CAT ATTACHMENTS

Easily expand the performance of your machine by using any of the variety of Cat attachments. Each Cat attachment is designed to fit the weight and horsepower of Cat excavators for improved performance, safety, and stability.

**CW-DEDICATED
COUPLERS**



**PIN GRABBER
COUPLERS**



HYDRAULIC HAMMERS




**PREVENT HAMMER
WEAR AND TEAR**

Protect your hammer tool from overheating and rapid wear. Auto hammer stop warns you after 15 seconds of continuous firing and then automatically shuts it off after 30 seconds – all to extend the tool's service life.

CAT LOCATOR

The Cat PL161 Attachment Locator is a Bluetooth device that makes finding your attachments and other gear quick and easy. The Cat app on your phone will locate the device automatically.



GRAPPLES



SHEARS



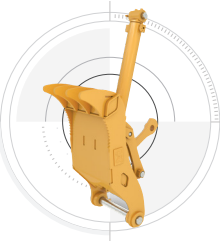
**VIBRATORY PLATE
COMPACTORS**



MULCHERS



THUMBS



**GENERAL DUTY
BUCKETS**



**HEAVY DUTY
BUCKETS**



**DITCH CLEANING
TILT BUCKETS**



TECHNICAL SPECIFICATIONS

See cat.com for complete specifications.

ENGINE		
Engine Model	Cat® C3.6	
Engine Power		
ISO 14396	55.4 kW	74 hp
ISO 14396 (DIN)	75 hp (metric)	
Net Power		
ISO 9249	54.3 kW	73 hp
ISO 9249 (DIN)	74 hp (metric)	
Bore	98 mm	4 in
Stroke	120 mm	5 in
Displacement	3.6 L	220 in ³

- Advertised power is tested per the specified standard in effect at the time of manufacture.
- Net power advertised is the power available at the flywheel when the engine is equipped with fan, air intake system, exhaust system and alternator.
- Engine speed at 2,400 rpm.

HYDRAULIC SYSTEM		
Main System – Maximum Flow	247 L/min	65 gal/min
Maximum Pressure – Equipment	35 000 kPa	5,075 psi
Maximum Pressure – Travel	35 000 kPa	5,075 psi
Maximum Pressure – Swing	26 000 kPa	3,770 psi

SWING MECHANISM		
Swing Speed	11.5 rpm	
Maximum Swing Torque	35 kN·m	25,888 lbf·ft

WEIGHTS		
Operating Weight	13 800 kg	30,400 lb
• Reach boom, R3.0 (9'10") stick, GD 0.53 m ³ (0.69 yd ³) bucket, 700 mm (28") triple grouser shoes, and 2470 kg (5,445 lb) counterweight.		

SERVICE REFILL CAPACITIES		
Fuel Tank	258 L	68.2 gal
Cooling System	15 L	4.0 gal
Engine Oil	8 L	2.1 gal
Final Drive	3 L	0.8 gal
Hydraulic System (including tank)	85 L	22.5 gal
Hydraulic Tank	70 L	18.5 gal

DIMENSIONS		
Boom	Reach 4.65 m (15'3")	
Stick	Reach R3.0 m (9'10")	
Bucket	GD 0.53 m ³ (0.69 yd ³)	
Shipping Height (top of cab)	2810 mm	9'2"
Handrail Height	2810 mm	9'2"
Shipping Length	7780 mm	25'6"
Shipping Length (with blade)	8050 mm	26'4"
Tail Swing Radius	2190 mm	7'2"
Counterweight Clearance	916 mm	3'0"
Ground Clearance	446 mm	1'5"
Track Length	3750 mm	12'3"
Length to Center of Rollers	3040 mm	9'11"
Track Gauge	1990 mm	6'6"
Transport Width – 500 mm (20") shoes	2490 mm	8'2"
Transport Width – 600 mm (24") shoes	2590 mm	8'6"
Transport Width (with steps) – 700 mm (28") shoes	2690 mm	8'10"

WORKING RANGES AND FORCES		
Boom	Reach 4.65 m (15'3")	
Stick	Reach R3.0 m (9'10")	
Bucket	GD 0.53 m ³ (0.69 yd ³)	
Maximum Digging Depth	6040 mm	19'9"
Maximum Reach at Ground Line	8660 mm	28'4"
Maximum Cutting Height	8830 mm	28'11"
Maximum Loading Height	6420 mm	21'0"
Minimum Loading Height	1600 mm	5'2"
Maximum Depth Cut for 2440 mm (8'0") Level Bottom	5860 mm	19'2"
Maximum Vertical Wall Digging Depth	5190 mm	17'0"
Minimum Working Equipment Radius	2570 mm	8'5"
Bucket Digging Force (ISO)	98.67 kN	22,180 lbf
Stick Digging Force (ISO)	59.29 kN	13,330 lbf

AIR CONDITIONING SYSTEM		
• The air conditioning system on this machine contains the fluorinated greenhouse gas refrigerant R134a (Global Warming Potential = 1430). The system contains 0.85 kg of refrigerant which has a CO ₂ equivalent of 1.216 metric tonnes.		

STANDARD & OPTIONAL EQUIPMENT

Standard and optional equipment may vary. Consult your Cat dealer for details.

BOOMS AND STICKS	STANDARD	OPTIONAL
4.65 m (15'3") Reach boom	●	
2.5 m (8'2") Reach stick		● ¹
2.8 m (9'2") Reach stick		● ²
2.8 m (9'2") Thumb Ready stick		● ²
3.0 m (9'10") Reach stick		●
CAB	STANDARD	OPTIONAL
Rollover protective structure (ROPS)	●	
Comfort cab: mechanical suspension seat, 203 mm (8") touchscreen monitor	●	
CAT TECHNOLOGIES	STANDARD	OPTIONAL
Cat® Product Link™	●	
Remote Flash	●	
Remote Troubleshoot	●	
Auto hammer stop	●	
ELECTRICAL SYSTEM	STANDARD	OPTIONAL
Maintenance-free battery	●	
LED chassis light, left-side boom light, cab lights	●	
LED right-side boom light		●
Programmable time-delay LED working lights	●	
360° lighting		●
ENGINE	STANDARD	OPTIONAL
Cat C3.6 single turbo diesel engine	●	
Automatic engine speed control	●	
Auto engine shutdown	●	
52°C (125°F) high-ambient cooling capacity without derate	●	
-18°C (0°F) cold start capability	●	
Electric fuel priming pump	●	
Variable speed fan	●	
Single fuel filtration system	●	
Double element air filter with integrated precleaner	●	

HYDRAULIC SYSTEM	STANDARD	OPTIONAL
Boom and stick regeneration circuits	●	
Auto hydraulic warmup	●	
Auto two-speed travel	●	
Electric main control valve	●	
Boom and stick drift reduction valve	●	
Boom and stick lowering check valves		●
Medium-pressure line		●
High-pressure line		●
Quick coupler line		●
SAFETY AND SECURITY	STANDARD	OPTIONAL
Rear- and right-side-view cameras	●	
Hydraulic lockout lever	●	
Ground-level engine shutoff switch	●	
Service platform with anti-skid plate and countersunk bolts	●	
Swing alarm		●
Signaling/warning horn	●	
Inspection lighting		●
SERVICE AND MAINTENANCE	STANDARD	OPTIONAL
Integrated vehicle health management system		●
Grouped engine oil and fuel filters	●	
Side entry to service platform	●	
Ground-level engine oil dipstick	●	
Scheduled Oil Sampling (S•O•S SM) sampling ports	●	
UNDERCARRIAGE AND STRUCTURES	STANDARD	OPTIONAL
Grease lubricated track link	●	
ISO 15818 tie-down points on base frame	●	
500 mm (20") triple grouser shoes		●
500 mm (20") triple grouser shoes with rubber pad		●
600 mm (24") rubber shoes		●
600 mm (24") triple grouser shoes		●
700 mm (28") triple grouser shoes		●
770 (30") triple grouser shoes		● ³
2470 kg (5,445 lb) counterweight	●	
2500 mm (8'2") blade		●
2600 mm (8'6") blade		●
2700 mm (8'10") blade		●
¹ All regions except North America ² North America only ³ Europe only		

Not all features are available in all regions. Please check with your local Cat dealer for specific offering availability in your area.
 For additional information, refer to the Technical Specifications brochures for the 313 GC available at www.cat.com or your Cat dealer.

For more complete information on Cat products, dealer services and industry solutions, visit us on the web at www.cat.com.

VisionLink is a trademark of Caterpillar Inc., registered in the United States and in other countries.

Materials and specifications are subject to change without notice. Featured machines in photos may include additional equipment. See your Cat dealer for available options.

© 2022 Caterpillar. All Rights Reserved. CAT, CATERPILLAR, LET'S DO THE WORK, their respective logos, Product Link, S•O•S, "Caterpillar Corporate Yellow", the "Power Edge" and Cat "Modern Hex" trade dress as well as corporate and product identity used herein, are trademarks of Caterpillar and may not be used without permission.

www.cat.com www.caterpillar.com

PEDJ0468-02
Replaces PEDJ0468-01
Build Number: 07D
(N Am, Eur, Kingdom of
Saudi Arabia, Turkey)

