



M318

Wheeled Excavator

Technical Specifications

Configurations and features may vary by region. Please consult your Cat® dealer for availability in your area.

Table of Contents

Specifications	2
Engine	2
Transmission	2
Service Refill Capacities	2
Swing Mechanism	2
Undercarriage	2
Operating Weights	2
Major Component Weights	3
Hydraulic System	3
Tires	3
Dozer Blade	4
Emissions and Safety	4
Standards	4
Sound Performance	4
Air Conditioning System	4
Dimensions	5
Undercarriage Dimensions	7
Working Ranges	8
Lift Capacities:	
Variable Adjustable Boom	10
One-Piece Boom	22
Bucket Specifications and Compatibility:	
North America	34
Europe	40
Australia and New Zealand	54
South Korea	56
Attachments Offering Guide:	
North America	58
Europe	70
Australia and New Zealand	142
South Korea	158
Dealer Installed Kits and Attachments	160
Cab Options	161
Standard and Optional Equipment	162
M318 Environmental Declaration	165

M318 Wheeled Excavator Specifications

Engine

Engine Model	Cat® C4.4	
Maximum Gross Power		
ISO 14396	129 kW	174 hp
ISO 14396 (metric)	176 hp (PS)	
Maximum Net Power		
ISO 9249	128 kW	171 hp
ISO 9249 (metric)	174 hp (PS)	
Bore	105 mm	4.1 in
Stroke	127 mm	5 in
Displacement	4.4 L	268.5 in ³
Biodiesel Capability	Up to B20 ⁽¹⁾	
Number of Cylinders	4	

- Meets U.S. EPA Tier 4 Final, EU Stage V, and Korea Tier 5 emission standards.
- Net power advertised is the power available at the flywheel when engine is equipped with fan, air cleaner, CEM exhaust gas aftertreatment, alternator, and cooling fan running at intermediate speed.
- Recommended for use up to 3000 m (9,843 ft) altitude with engine power derate above 3000 m (9,843 ft).
- Rated speed at 2,200 rpm.

⁽¹⁾Cat diesel engines are required to use ULSD (ultra-low sulfur diesel fuel with 15 ppm of sulfur or less) or ULSD blended with the following lower-carbon intensity fuels up to:

- ✓ 20% biodiesel FAME (fatty acid methyl ester)*
- ✓ 100% renewable diesel, HVO (hydrogenated vegetable oil) and GTL (gas-to-liquid) fuels

Refer to guidelines for successful application. Please consult your Cat dealer or “Caterpillar Machine Fluids Recommendations” (SEBU6250) for details.

*Engines with no aftertreatment devices can use higher blends, up to 100% biodiesel.

Transmission

Forward/Reverse		
1st Gear	10 km/h	6.2 mph
2nd Gear	35 km/h	21.7 mph
Creeper Speed		
1st Gear	5.5 km/h	3.4 mph
2nd Gear	15 km/h	9.3 mph
Drawbar Pull	104 kN	23,380 lbf
Maximum Gradeability at (18 500 kg/40,785 lb)	65.0%	

Service Refill Capacities

Fuel Tank (total capacity)	350 L	92.5 gal
Diesel Exhaust Fluid Tank	20 L	5.3 gal
Cooling System	32 L	8.5 gal
Engine Oil	11 L	2.9 gal
Hydraulic Tank (mid oil gauge)	120 L	31.7 gal
Hydraulic System (including tank)	260 L	68.7 gal
Rear Axle Housing (differential)	14 L	4 gal
Front Steering Axle (differential)	10.5 L	2.8 gal
Final Drive (each)	2.5 L	0.7 gal
Powershift Transmission	2.5 L	0.7 gal

Swing Mechanism

Maximum Swing Speed	9.4 rpm	
Maximum Swing Torque	47.1 kN·m	34,739 lbf-ft

Undercarriage

Ground Clearance	360 mm	14.2 in
Maximum Steering Angle	35°	
Oscillation Axle Angle	± 8.5°	
Minimum Turning Radius		
Outside of Tire	6550 mm	21'5"
Outside of Tire (plastic fender)	7900 mm	25'9"
End of VA Boom	7100 mm	23'3"
End of One-Piece Boom	8400 mm	27'7"

Operating Weights*

Minimum	17 100 kg	37,700 lb
Maximum	19 950 kg	43,980 lb

Typical configurations:

Variable Adjustable Boom**		
Rear Blade Only	17 950 kg	39,570 lb
Blade and Outriggers	19 000 kg	41,890 lb
Front and Rear Outriggers	19 200 kg	42,330 lb
One-Piece Boom**		
Blade and Outriggers	18 600 kg	41,010 lb
Front and Rear Outriggers	18 800 kg	41,450 lb

*Operating weight includes full fuel tank, operator, bucket 610 kg (1,340 lb) and dual pneumatic tires. Weight varies depending on configuration.

**Typical configurations include medium stick and 3700 kg (8,157 lb) counterweight.

M318 Wheeled Excavator Specifications

Major Component Weights

Boom (including VA and stick cylinder, pins and standard hydraulic lines):

Variable Adjustable Boom 5205 mm (17'1")	2200 kg	4,850 lb
One-Piece Boom 5100 mm (16'9")	1810 kg	3,990 lb

Sticks (including cylinder, bucket linkage, pins and standard hydraulic lines):

Stick 2200 mm (7'3")	790 kg	1,740 lb
Stick 2500 mm (8'2")	810 kg	1,790 lb
Stick 2900 mm (9'6")	860 kg	1,900 lb

Counterweights:

Standard	3700 kg	8,157 lb
Optional	4200 kg	9,259 lb

Undercarriage (including axles, standard tires and steps):

Rear Blade	4950 kg	10,910 lb
Rear Blade/Front Outrigger	6000 kg	13,230 lb
Rear Blade Parallel	4960 kg	10,934 lb
Rear Blade Parallel with Trailer	5025 kg	11,078 lb
Front Blade/Rear Outrigger	5965 kg	13,150 lb
Front Blade/Rear Outrigger with Trailer	6030 kg	13,294 lb
Rear Outrigger/Front Blade	6000 kg	13,230 lb
Rear Outrigger/Front Outrigger	6200 kg	13,670 lb

Buckets (without linkage):

CW Bucket GD 1200 mm (47"), 0.91 m ³ (1.19 yd ³)	610 kg	1,340 lb
Pin-On Bucket GD 1200 mm (47"), 0.91 m ³ (1.19 yd ³)	650 kg	1,430 lb

Quick Couplers:

CW30	220 kg	490 lb
Pin Grabber	300 kg	660 lb

Hydraulic System

Maximum Pressure – Implement Circuit

Normal	35 000 kPa	5,076 psi
Heavy Lift	37 000 kPa	5,366 psi
Travel Circuit	35 000 kPa	5,076 psi

Maximum Pressure – Auxiliary Circuit

High Pressure	35 000 kPa	5,076 psi
Medium Pressure	17 000 kPa	2,466 psi
Swing Mechanism	35 500 kPa	5,149 psi

Maximum Flow

Implements	254 L/min	67 gal/min
Travel Circuit	210 L/min	56 gal/min

Auxiliary Circuit

High Pressure	250 L/min	66 gal/min
Medium Pressure	55 L/min	14.5 gal/min
Swing Mechanism	98 L/min	25.9 gal/min

Cylinders

Boom Cylinder (VA) – Bore	120 mm	0'5"
Boom Cylinder (VA) – Stroke	916 mm	3'0"
VA cylinder – Bore	140 mm	0'6"
VA cylinder – Stroke	743 mm	2'5"
Boom Cylinder (1 PC) – Bore	120 mm	0'5"
Boom Cylinder (1 PC) – Stroke	903 mm	2'12"
Stick Cylinder – Bore	120 mm	0'5"
Stick Cylinder – Stroke	1147 mm	3'9"
Bucket Cylinder – Bore	100 mm	0'4"
Bucket Cylinder – Stroke	1055 mm	3'6"

Tires

Standard	10.00 – 20 (dual pneumatic)
Optional	11.00 – 20 (dual pneumatic) 315/70R22.5 (dual pneumatic without spacer) 445/70/R19.5 TL XF (single pneumatic)

M318 Wheeled Excavator Specifications

Dozer Blade

Blade Type	Parallel	
Width	2540 mm	8'4"
Blade Roll-Over Height	570 mm	1'10"
Blade Total Height	610 mm	2'0"
Maximum Lowering Depth From Ground	130 mm	0'5"
Maximum Raising Height Above Ground	495 mm	1'7"

Emissions and Safety

Engine Emissions	Tier 4 Final and Stage V	
Fluids		
Cat Bio HYDO™ Advanced	Readily biodegradable EU Flower eco-label certified	
Biodiesel up to B20	Meets EN 14214 or ASTM D6751 with EN590 or ASTM D975 Standard Mineral diesel fuels	
Diesel Exhaust Fluid	Must meet ISO 22241	
Vibration Levels		
Maximum Hand/Arm (ISO 5349-2001)	<2.5 m/s ²	<8.2
Maximum Whole Body (ISO/TR 25398:2006)	<0.5 m/s ²	<1.6
Seat Transmissibility Factor (ISO 7096:2000-spectral class EM5)	<0.7	

Standards

Brakes	ISO 3450:2011
Cab (ROPS)	ISO 12117-2:2008
FOPS (Falling Object Protective Structure) (optional top/front guards)	ISO 10262:1998 Level II
Cab/Sound Levels	Meets appropriate standards as listed below

Sound Performance

Operator Sound	
2000/14/EC	69 dB(A)
Spectator Sound	
2000/14/EC	99 dB(A)

- Operator Sound – The operator sound level is measured according to the procedures specified in 2000/14/EC, for a cab offered by Caterpillar, when properly installed and maintained and tested with the door and windows closed.
- Exterior Sound – The labeled spectator sound power level is measured according to the test procedures and conditions specified in 2000/14/EC.
- Hearing protection may be needed when operating with an open operator station and cab (when not properly maintained for doors/windows open) for extended periods or in noisy environment(s).
- Blue Angel certified.

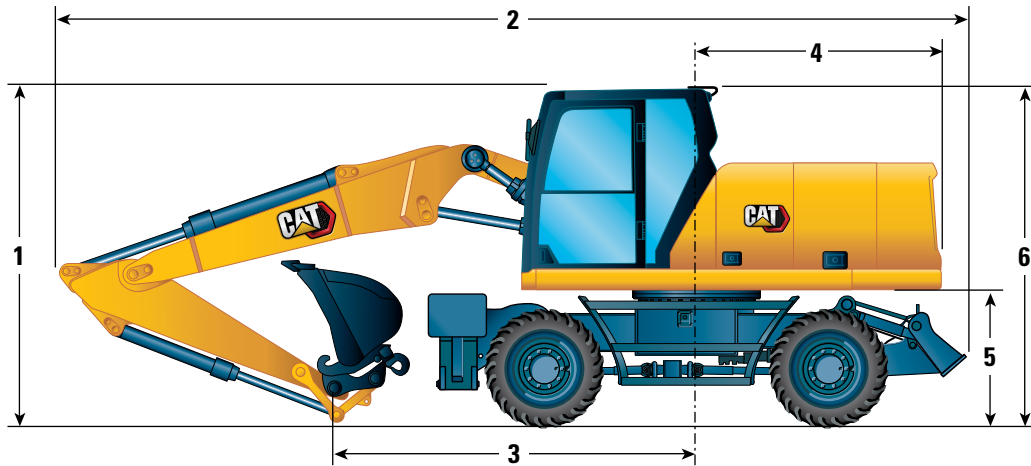
Air Conditioning System

The air conditioning system on this machine contains the fluorinated greenhouse gas refrigerant R134a (Global Warming Potential = 1430). The system contains 0.85 kg of refrigerant which has a CO₂ equivalent of 1.216 metric tonnes.

M318 Wheeled Excavator Specifications

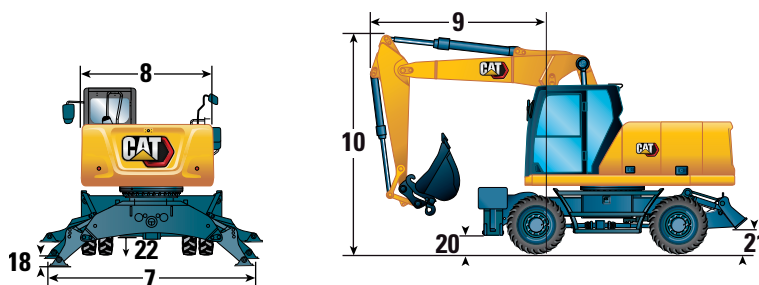
Dimensions

All Dimensions are approximate. Values are with 10.00-20 Dual Pneumatic Tires.



Boom Option	Variable Adjustable Boom 5205 mm (17'1")		
Stick Options	Bucket Linkage 2200 mm (7'3")	Bucket Linkage 2500 mm (8'2")	Bucket Linkage 2900 mm (9'6")
1 Shipping Height			
With Falling Object Guard (highest point between boom and cab)	3360 mm (11'0")	3360 mm (11'0")	3360 mm (11'0")
Without Falling Object Guard	3200 mm (10'6")	3220 mm (10'7")	3350 mm (10'12")
2 Shipping Length	8470 mm (27'9")	8470 mm (27'9")	8440 mm (27'8")
3 Support Point	3860 mm (12'8")	3520 mm (11'7")	3340 mm (10'11")
4 Tail Swing Radius	2350 mm (7'9")	2350 mm (7'9")	2350 mm (7'9")
5 Counterweight Clearance	1300 mm (4'3")	1300 mm (4'3")	1300 mm (4'3")
6 Cab Height			
No Falling Object Guard	3200 mm (10'6")	3200 mm (10'6")	3200 mm (10'6")
With Falling Object Guard	3360 mm (11'0")	3360 mm (11'0")	3360 mm (11'0")
Overall Machine Width			
Width with Outriggers on Ground	3820 mm (12'6")	3820 mm (12'6")	3820 mm (12'6")
Width with Outriggers Up	2540 mm (8'4")	2540 mm (8'4")	2540 mm (8'4")
Width with Blade	2540 mm (8'4")	2540 mm (8'4")	2540 mm (8'4")
Width with Blade (wide axles)	2750 mm (9'0")	2750 mm (9'0")	2750 mm (9'0")
7 Width with Outriggers Fully Down	3650 mm (12'0")	3650 mm (12'0")	3650 mm (12'0")
Enclosure Height (doors)	2500 mm (8'2")	2500 mm (8'2")	2500 mm (8'2")
8 Upperframe Width	2540 mm (8'4")	2540 mm (8'4")	2540 mm (8'4")
Roading Position			
9 Steering Wheel to Linkage in Roding Position	2880 mm (9'5")	2870 mm (9'5")	—
10 Height in Roding Position	3960 mm (12'12")	3970 mm (13'0")	—

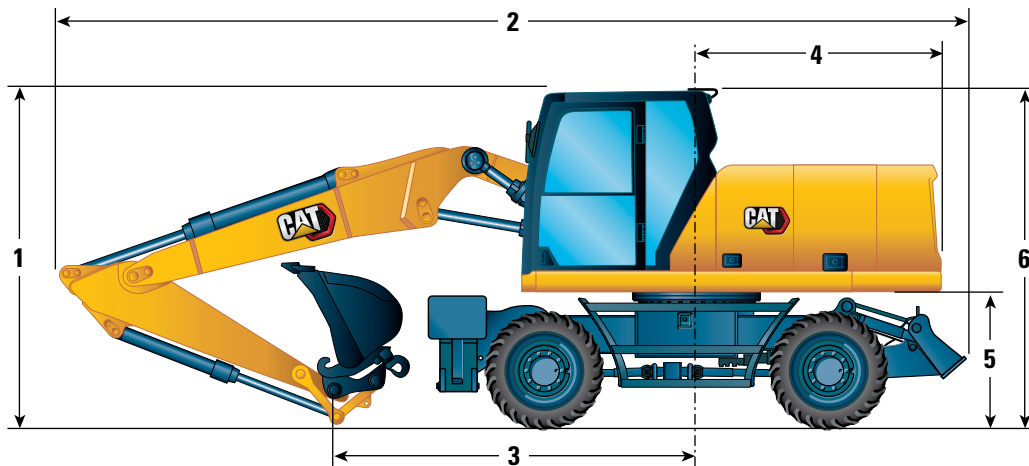
*Without bucket linkage.



M318 Wheeled Excavator Specifications

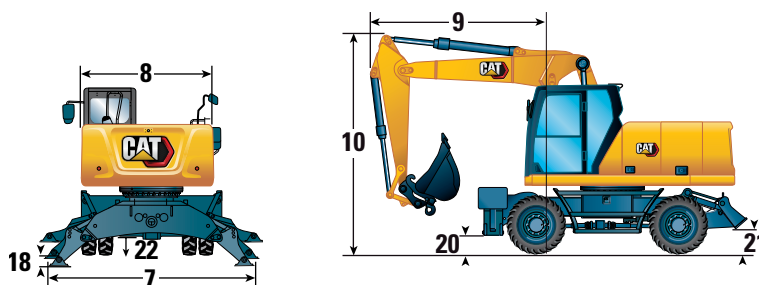
Dimensions

All Dimensions are approximate. Values are with 10.00-20 Dual Pneumatic Tires.



Boom Option	One-Piece Boom 5100 mm (16'9")		
Stick Options	Bucket Linkage 2200 mm (7'3")	Bucket Linkage 2500 mm (8'2")	Bucket Linkage 2900 mm (9'6")
1 Shipping Height			
With Falling Object Guard (highest point between boom and cab)	3360 mm (11'0")	3360 mm (11'0")	3360 mm (11'0")
Without Falling Object Guard	3110 mm (10'2")	3090 mm (10'2")	3220 mm (10'7")
2 Shipping Length	8360 mm (27'5")	8360 mm (27'5")	8380 mm (27'6")
3 Support Point	3470 mm (11'5")	3090 mm (10'2")	2830 mm (9'3")
4 Tail Swing Radius	2350 mm (7'9")	2350 mm (7'9")	2350 mm (7'9")
5 Counterweight Clearance	1300 mm (4'3")	1300 mm (4'3")	1300 mm (4'3")
6 Cab Height			
No Falling Object Guard	3200 mm (10'6")	3200 mm (10'6")	3200 mm (10'6")
With Falling Object Guard	3360 mm (11'0")	3360 mm (11'0")	3360 mm (11'0")
Overall Machine Width			
Width with Outriggers on Ground	3820 mm (12'6")	3820 mm (12'6")	3820 mm (12'6")
Width with Outriggers Up	2540 mm (8'4")	2540 mm (8'4")	2540 mm (8'4")
Width with Blade	2540 mm (8'4")	2540 mm (8'4")	2540 mm (8'4")
Width with Blade (wide axles)	2750 mm (9'0")	2750 mm (9'0")	2750 mm (9'0")
7 Width with Outriggers Fully Down	3650 mm (12'0")	3650 mm (12'0")	3650 mm (12'0")
Enclosure Height (doors)	2500 mm (8'2")	2500 mm (8'2")	2500 mm (8'2")
8 Upperframe Width	2540 mm (8'4")	2540 mm (8'4")	2540 mm (8'4")
Roading Position			
9 Steering Wheel to Linkage in Roding Position	—	—	—
10 Height in Roding Position	—	—	—

*Without bucket linkage.



M318 Wheeled Excavator Specifications

Undercarriage Dimensions

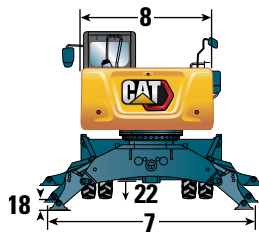
All Dimensions are approximate. Values are with 10.00-20 Dual Pneumatic Tires.

Undercarriage	Rear Blade	Rear Blade/ Front Outrigger	Rear Outrigger/ Front Blade	Rear Outrigger/ Front Outrigger
11 Overall Undercarriage Length	4440 mm (14'7")	5050 mm (16'7")	5050 mm (16'7")	4955 mm (16'3")
12 Wheel Base	2700 mm (8'10")	2700 mm (8'10")	2700 mm (8'10")	2700 mm (8'10")
13 Swing to Rear Axle	1250 mm (4'1")	1250 mm (4'1")	1250 mm (4'1")	1250 mm (4'1")
14 Swing to Front Axle	1450 mm (4'9")	1450 mm (4'9")	1450 mm (4'9")	1450 mm (4'9")
15 Rear Axle to Rear Outrigger (mid)	—	—	875 mm (2'10")	875 mm (2'10")
16 Front Axle to Front Outrigger (mid)	—	875 mm (2'10")	—	875 mm (2'10")
17 Rear Axle to Blade (end)	1200 mm (3'11")	1200 mm (3'11")	—	—
Front Axle to Blade (end)	—	—	1245 mm (4'1")	—
18 Maximum Outrigger Depth below Ground	—	120 mm (0'5")	120 mm (0'5")	120 mm (0'5")
19 Blade Width	2750 mm (9'0")	—	—	—
Maximum Blade Depth below Ground	130 mm (0'5")	130 mm (0'5")	130 mm (0'5")	—
Ground Clearance				
Lowest Step Clearance	420 mm (1'5")	420 mm (1'5")	420 mm (1'5")	420 mm (1'5")
20 Outrigger Clearance	325 mm (1'1")	325 mm (1'1")	325 mm (1'1")	325 mm (1'1")
21 Blade Clearance (parallel)	495 mm (1'7")	495 mm (1'7")	495 mm (1'7")	495 mm (1'7")
22 Axle Clearance	360 mm (1'2")	360 mm (1'2")	360 mm (1'2")	360 mm (1'2")

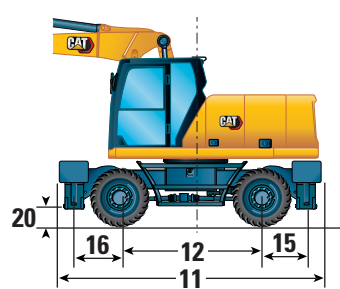
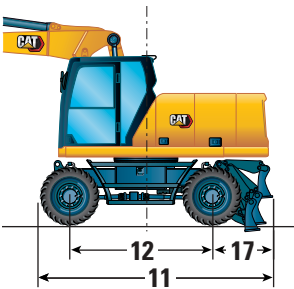
*Maximum tire clearance with outrigger fully down



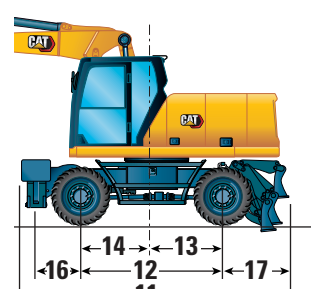
Undercarriage with dozer only



Undercarriage with 2 sets of outriggers



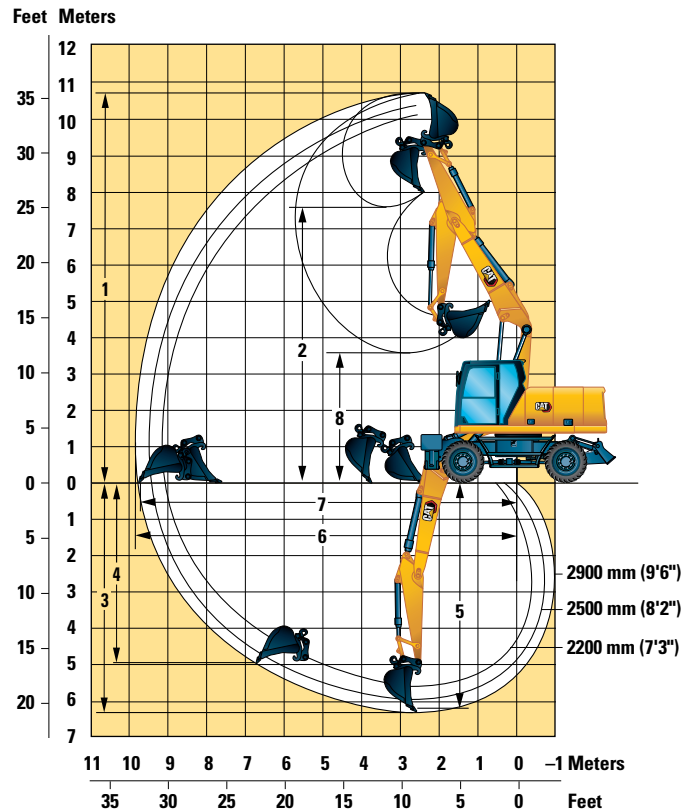
Undercarriage with 1 set of outriggers and dozer



M318 Wheeled Excavator Specifications

Working Ranges

All Dimensions are approximate. Values are with 10.00-20 Dual Pneumatic Tires.



Boom Option	Variable Adjustable Boom		
	5205 mm (17'1")	5205 mm (17'1")	5205 mm (17'1")
Stick Options	Bucket Linkage 2200 mm (7'3")	Bucket Linkage 2500 mm (8'2")	Bucket Linkage 2900 mm (9'6")
1 Maximum Cutting Height	10 130 mm (33'3")	10 260 mm (33'8")	10 580 mm (34'9")
2 Maximum Loading Height	7170 mm (23'6")	7300 mm (23'11")	7620 mm (25'0")
3 Maximum Digging Depth	5600 mm (18'4")	5890 mm (19'4")	6290 mm (20'8")
4 Maximum Vertical Wall Digging Depth	4380 mm (14'4")	4600 mm (15'1")	4980 mm (16'4")
5 Maximum Depth Cut for 2440 mm (8'0") Level Bottom	5500 mm (18'1")	5790 mm (19'0")	6190 mm (20'4")
6 Maximum Reach	9140 mm (30'0")	9390 mm (30'10")	9770 mm (32'1")
7 Maximum Reach at Ground Line	8960 mm (29'5")	9210 mm (30'3")	9610 mm (31'6")
8 Minimum Loading Height	3310 mm (10'10")	2970 mm (9'9")	2590 mm (8'6")
9 Minimum Front Swing Radius	2950 mm (9'8")	2900 mm (9'6")	3030 mm (9'11")
Bucket Forces (ISO)	119 kN (26,752 lbf)	119 kN (26,752 lbf)	119 kN (26,752 lbf)
Stick Forces (ISO)	81 kN (18,210 lbf)	75 kN (16,861 lbf)	67 kN (15,062 lbf)
Bucket Type	GD	GD	GD
Bucket Capacity	0.91 m ³ (1.19 yd ³)	0.91 m ³ (1.19 yd ³)	0.91 m ³ (1.19 yd ³)
Bucket Tip Radius (Pin-On)	1378 mm (4'6")	1378 mm (4'6")	1378 mm (4'6")
Bucket Tip Radius (QC)	1484 mm (4'10")	1484 mm (4'10")	1484 mm (4'10")

Range values are with dual pneumatic tires (10.00-20).

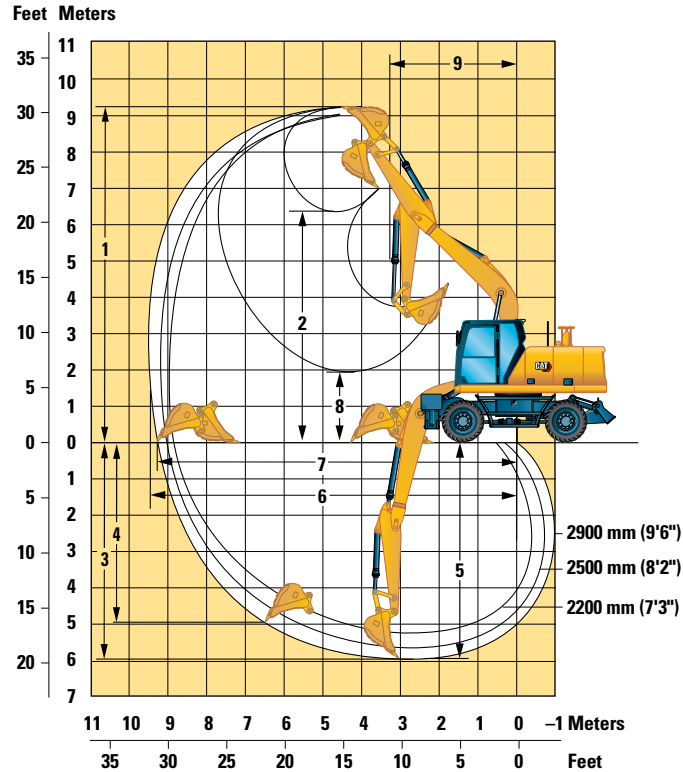
Range values are calculated with a GD bucket (CW) and CW-30 quick coupler with a tip radius of 1484 mm (4'10").

Force values are calculated with heavy lift on, a GD bucket (pin-on) and a tip radius of 1378 mm (4'6").

M318 Wheeled Excavator Specifications

Working Ranges

All Dimensions are approximate. Values are with 10.00-20 Dual Pneumatic Tires.



Boom Option

One-Piece Boom 5100 mm (16'9'')

Stick Options

Bucket Linkage 2200 mm (7'3'')

Bucket Linkage 2500 mm (8'2'')

Bucket Linkage 2900 mm (9'6'')

	2200 mm (7'3'')	2500 mm (8'2'')	2900 mm (9'6'')
1 Maximum Cutting Height	9070 mm (29'9'')	9060 mm (29'9'')	9280 mm (30'5'')
2 Maximum Loading Height	6200 mm (20'4'')	6220 mm (20'5'')	6440 mm (21'2'')
3 Maximum Digging Depth	5280 mm (17'4'')	5580 mm (18'4'')	5980 mm (19'7'')
4 Maximum Vertical Wall Digging Depth	4420 mm (14'6'')	4520 mm (14'10'')	4920 mm (16'2'')
5 Maximum Depth Cut for 2440 mm (8'0'') Level Bottom	5060 mm (16'7'')	5380 mm (17'8'')	5800 mm (19'0'')
6 Maximum Reach	8970 mm (29'5'')	9190 mm (30'2'')	9570 mm (31'5'')
7 Maximum Reach at Ground Line	8790 mm (28'10'')	9010 mm (29'7'')	9400 mm (30'10'')
8 Minimum Loading Height	2640 mm (8'8'')	2330 mm (7'8'')	1930 mm (6'4'')
9 Minimum Front Swing Radius	3380 mm (11'1'')	3350 mm (11'0'')	3320 mm (10'11'')
Bucket Forces (ISO)	119 kN (26,752 lbf)	119 kN (26,752 lbf)	119 kN (26,752 lbf)
Stick Forces (ISO)	81 kN (18,210 lbf)	75 kN (16,861 lbf)	67 kN (15,062 lbf)
Bucket Type	GD	GD	GD
Bucket Capacity	0.91 m ³ (1.19 yd ³)	0.91 m ³ (1.19 yd ³)	0.91 m ³ (1.19 yd ³)
Bucket Tip Radius (Pin-On)	1378 mm (4'6'')	1378 mm (4'6'')	1378 mm (4'6'')
Bucket Tip Radius (QC)	1484 mm (4'10'')	1484 mm (4'10'')	1484 mm (4'10'')

Range values are with dual pneumatic tires (10.00-20).

Range values are calculated with a GD bucket (CW) and CW-30 quick coupler with a tip radius of 1484 mm (4'10'').

Force values are calculated with heavy lift on, a GD bucket (pin-on) and a tip radius of 1378 mm (4'6'').

M318 Wheeled Excavator Specifications

Lift Capacities – Variable Adjustable Boom (5205 mm), 2.2 m Stick

All values are in kg, work tool: none, bucket cylinder and bucket linkage installed, counterweight: 3700 kg, heavy lift function on.

		Load at maximum reach (sticknose/bucket pin)			Load over front			Load over rear			Load over side			Load point height					
	Undercarriage configuration	3000 mm			4500 mm			6000 mm			7500 mm								
																	mm		
7500 mm	Front empty – rear parallel dozer – raised				*5900	*5900	4700										*4450	*4450	4000
	Front empty – rear parallel dozer – lowered				*5900	*5900	5250										*4450	*4450	4450
	Front parallel dozer – rear stabilizer – lowered				*5900	*5900	*5900										*4450	*4450	*4450
	Front stabilizer – rear stabilizer – lowered				*5900	*5900	*5900										*4450	*4450	*4450
	Wide axle – front empty – rear parallel dozer – lowered				*5900	*5900	5150										*4450	*4450	4400
6000 mm	Front empty – rear parallel dozer – raised				*5850	*5850	4750	4850	3650	2950							*3700	3300	2650
	Front empty – rear parallel dozer – lowered				*5850	*5850	5250	4800	*4900	3250							*3700	*3700	2950
	Front parallel dozer – rear stabilizer – lowered				*5850	*5850	*5850	*4900	*4900	4900							*3700	*3700	*3700
	Front stabilizer – rear stabilizer – lowered				*5850	*5850	*5850	*4900	*4900	*4900							*3700	*3700	*3700
	Wide axle – front empty – rear parallel dozer – lowered				*5850	*5850	5200	4850	3700	3250							*3700	3300	2900
4500 mm	Front empty – rear parallel dozer – raised				*6450	5700	4500	4800	3600	2900							*3450	2700	2150
	Front empty – rear parallel dozer – lowered				*6450	*6450	5000	4750	*5000	3200							*3450	*3450	2400
	Front parallel dozer – rear stabilizer – lowered				*6450	*6450	*6450	*5000	*5000	4800							*3450	*3450	*3450
	Front stabilizer – rear stabilizer – lowered				*6450	*6450	*6450	*5000	*5000	*5000							*3450	*3450	*3450
	Wide axle – front empty – rear parallel dozer – lowered				*6450	5700	4950	4800	3600	3150							*3450	2700	2350
3000 mm	Front empty – rear parallel dozer – raised				7150	5300	4100	4600	3450	2750	3250	2450	1900				3200	2400	1900
	Front empty – rear parallel dozer – lowered				7100	*7400	4600	4600	*5300	3050	3250	*4050	2150				3200	*3350	2100
	Front parallel dozer – rear stabilizer – lowered				*7400	*7400	7200	*5300	*5300	4650	*4050	*4050	3300				*3350	*3350	3250
	Front stabilizer – rear stabilizer – lowered				*7400	*7400	*7400	*5300	*5300	*5300	*4050	*4050	3950				*3350	*3350	*3350
	Wide axle – front empty – rear parallel dozer – lowered				7200	5300	4550	4650	3450	3000	3300	2450	2150				3250	2400	2100
1500 mm	Front empty – rear parallel dozer – raised				6750	4950	3800	4450	3300	2600	3200	2400	1850				3100	2300	1800
	Front empty – rear parallel dozer – lowered				6750	*8600	4300	4400	*5750	2900	3200	*4450	2100				3100	*3450	2050
	Front parallel dozer – rear stabilizer – lowered				*8600	*8600	6850	*5750	4500	*4450	*4450	3250	3450				*3450	*3450	3150
	Front stabilizer – rear stabilizer – lowered				*8600	*8600	8400	*5750	*5750	5400	*4450	*4450	3900				*3450	*3450	*3450
	Wide axle – front empty – rear parallel dozer – lowered				6800	4950	4250	4450	3300	2850	3250	2400	2100				3150	2300	2000
0 mm	Front empty – rear parallel dozer – raised				6600	4750	3650	4350	3200	2500							3200	2350	1850
	Front empty – rear parallel dozer – lowered				6550	*8400	4150	4300	*6150	2800							3200	*3750	2100
	Front parallel dozer – rear stabilizer – lowered				*8400	*8400	6650	*6150	*6150	4400							*3750	*3750	3250
	Front stabilizer – rear stabilizer – lowered				*8400	*8400	8200	*6150	*6150	5300							*3750	*3750	*3750
	Wide axle – front empty – rear parallel dozer – lowered				6600	4800	4050	4350	3200	2750							3250	2400	2050
-1500 mm	Front empty – rear parallel dozer – raised	*6700	*6700	6650	6550	4750	3600	4300	3150	2450							3600	2650	2100
	Front empty – rear parallel dozer – lowered	*6700	*6700	*6700	6550	*7350	4100	4300	*5400	2800							3600	*4050	2350
	Front parallel dozer – rear stabilizer – lowered	*6700	*6700	*6700	*7350	*7350	6650	*5400	*5400	4350							*4050	*4050	3650
	Front stabilizer – rear stabilizer – lowered	*6700	*6700	*6700	*7350	*7350	*7350	*5400	*5400	5250							*4050	*4050	*4050
	Wide axle – front empty – rear parallel dozer – lowered	*6700	*6700	*6700	6600	4750	4050	4350	3150	2750							3600	2650	2300
-3000 mm	Front empty – rear parallel dozer – raised				*5300	4850	3700												
	Front empty – rear parallel dozer – lowered				*5300	*5300	4200												
	Front parallel dozer – rear stabilizer – lowered				*5300	*5300	*5300												
	Front stabilizer – rear stabilizer – lowered				*5300	*5300	*5300												
	Wide axle – front empty – rear parallel dozer – lowered				*5300	4850	4150												

*Limited by hydraulic rather than tipping load.

Oscillating axle needs to be locked. Weight of all lifting accessories must be subtracted from the lifting capacities. All lift capacities calculated and rated per ISO 10567:2007. Rated loads do not exceed 87% of hydraulic lift capacity or 75% of tipping load. Heavy Lift Function ON. Lifting capacities are based on the machine standing on a firm uniform supporting surface. The load point is the center line of the bucket pivot mounting pin on the stick. Lift capacity is calculated with VA cylinder completely extracted. The use of a work tool attachment point to handle/lift objects, could affect the machine lift performance.

Always refer to the appropriate Operation and Maintenance Manual for specific product information.

M318 Wheeled Excavator Specifications

Lift Capacities – Variable Adjustable Boom (17'1"), 7'3" Stick

All values are in lb, work tool: none, bucket cylinder and bucket linkage installed, counterweight: 8,160 lb, heavy lift function on.

		Load at maximum reach (sticknose/bucket pin)			Load over front			Load over rear			Load over side			Load point height					
	Undercarriage configuration	10 ft			15 ft			20 ft			25 ft								
																	ft		
25 ft	Front empty – rear parallel dozer – raised				*12,100	*12,100	10,000										*10,100	*10,100	9,300
	Front empty – rear parallel dozer – lowered				*12,100	*12,100	11,200										*10,100	*10,100	*10,100
	Front parallel dozer – rear stabilizer – lowered				*12,100	*12,100	*12,100										*10,100	*10,100	*10,100
	Front stabilizer – rear stabilizer – lowered				*12,100	*12,100	*12,100										*10,100	*10,100	*10,100
	Wide axle – front empty – rear parallel dozer – lowered				*12,100	*12,100	11,000										*10,100	*10,100	*10,100
20 ft	Front empty – rear parallel dozer – raised				*12,900	12,800	10,200	10,400	7,800	6,300							*8,200	7,400	5,900
	Front empty – rear parallel dozer – lowered				*12,900	*12,900	11,300	10,300	*10,600	7,000							*8,200	*8,200	6,600
	Front parallel dozer – rear stabilizer – lowered				*12,900	*12,900	*12,900	*10,600	*10,600	10,500							*8,200	*8,200	*8,200
	Front stabilizer – rear stabilizer – lowered				*12,900	*12,900	*12,900	*10,600	*10,600	*10,600							*8,200	*8,200	*8,200
	Wide axle – front empty – rear parallel dozer – lowered				*12,900	12,800	11,200	10,400	7,900	6,900							*8,200	7,500	6,500
15 ft	Front empty – rear parallel dozer – raised				*14,000	12,300	9,700	10,300	7,800	6,200							*7,600	5,900	4,700
	Front empty – rear parallel dozer – lowered				*14,000	*14,000	10,800	10,200	*10,800	6,900							*7,600	*7,600	5,300
	Front parallel dozer – rear stabilizer – lowered				*14,000	*14,000	*14,000	*10,800	*10,800	10,400							*7,600	*7,600	*7,600
	Front stabilizer – rear stabilizer – lowered				*14,000	*14,000	*14,000	*10,800	*10,800	*10,800							*7,600	*7,600	*7,600
	Wide axle – front empty – rear parallel dozer – lowered				*14,000	12,300	10,700	10,300	7,800	6,800							*7,600	6,000	5,200
10 ft	Front empty – rear parallel dozer – raised				15,400	11,400	8,900	9,900	7,400	5,900							7,100	5,300	4,200
	Front empty – rear parallel dozer – lowered				15,300	*15,900	10,000	9,900	*11,400	6,600							7,100	*7,400	4,700
	Front parallel dozer – rear stabilizer – lowered				*15,900	*15,900	15,600	*11,400	*11,400	10,000							*7,400	*7,400	7,200
	Front stabilizer – rear stabilizer – lowered				*15,900	*15,900	*15,900	*11,400	*11,400	*11,400							*7,400	*7,400	*7,400
	Wide axle – front empty – rear parallel dozer – lowered				15,500	11,400	9,900	10,000	7,500	6,500							7,200	5,300	4,600
5 ft	Front empty – rear parallel dozer – raised				14,600	10,600	8,200	9,600	7,100	5,600	6,900	5,100	4,000	6,900	5,100	4,000	6,900	5,100	4,000
	Front empty – rear parallel dozer – lowered				14,500	*18,600	9,300	9,500	*12,400	6,300	6,900	*8,800	4,500	6,800	*7,600	4,500	6,800	*7,600	4,500
	Front parallel dozer – rear stabilizer – lowered				*18,600	*18,600	14,700	*12,400	*12,400	9,700	*8,800	*8,800	7,000	*7,600	*7,600	6,900	*7,600	*7,600	6,900
	Front stabilizer – rear stabilizer – lowered				*18,600	*18,600	18,000	*12,400	*12,400	11,600	*8,800	*8,800	8,400	*7,600	*7,600	*7,600	*7,600	*7,600	*7,600
	Wide axle – front empty – rear parallel dozer – lowered				14,700	10,700	9,100	9,600	7,100	6,200	7,000	5,100	4,500	6,900	5,100	4,400	6,900	5,100	4,400
0 ft	Front empty – rear parallel dozer – raised				14,200	10,300	7,900	9,300	6,900	5,400							7,100	5,200	4,100
	Front empty – rear parallel dozer – lowered				14,100	*18,200	8,900	9,300	*13,300	6,000							7,100	*8,300	4,600
	Front parallel dozer – rear stabilizer – lowered				*18,200	*18,200	14,300	*13,300	*13,300	9,400				*8,300	*8,300	7,200	*8,300	*8,300	*8,300
	Front stabilizer – rear stabilizer – lowered				*18,200	*18,200	17,600	*13,300	*13,300	11,400				*8,300	*8,300	*8,300	*8,300	*8,300	*8,300
	Wide axle – front empty – rear parallel dozer – lowered				14,300	10,300	8,800	9,400	6,900	6,000				7,100	5,200	4,600	7,100	5,200	4,600
-5 ft	Front empty – rear parallel dozer – raised	*15,400	*15,400	14,300	14,100	10,200	7,800	9,300	6,800	5,300							7,900	5,900	4,600
	Front empty – rear parallel dozer – lowered	*15,400	*15,400	*15,400	14,100	*16,000	8,900	9,200	*11,600	6,000							7,900	*8,900	5,200
	Front parallel dozer – rear stabilizer – lowered	*15,400	*15,400	*15,400	*16,000	*16,000	14,300	*11,600	*11,600	9,400				*8,900	*8,900	8,000	*8,900	*8,900	8,000
	Front stabilizer – rear stabilizer – lowered	*15,400	*15,400	*15,400	*16,000	*16,000	*16,000	*11,600	*11,600	11,300				*8,900	*8,900	*8,900	*8,900	*8,900	*8,900
	Wide axle – front empty – rear parallel dozer – lowered	*15,400	*15,400	*15,400	14,200	10,300	8,700	9,400	6,800	5,900				8,000	5,900	5,100	8,000	5,900	5,100
-10 ft	Front empty – rear parallel dozer – raised				*11,300	10,500	8,000										*11,300	*11,300	9,100
	Front empty – rear parallel dozer – lowered				*11,300	*11,300	9,100										*11,300	*11,300	9,100
	Front parallel dozer – rear stabilizer – lowered				*11,300	*11,300	*11,300										*11,300	*11,300	*11,300
	Front stabilizer – rear stabilizer – lowered				*11,300	*11,300	*11,300										*11,300	*11,300	*11,300
	Wide axle – front empty – rear parallel dozer – lowered				*11,300	10,500	9,000										*11,300	10,500	9,000

*Limited by hydraulic rather than tipping load.

Oscillating axle needs to be locked. Weight of all lifting accessories must be subtracted from the lifting capacities. All lift capacities calculated and rated per ISO 10567:2007. Rated loads do not exceed 87% of hydraulic lift capacity or 75% of tipping load. Heavy Lift Function ON. Lifting capacities are based on the machine standing on a firm uniform supporting surface. The load point is the center line of the bucket pivot mounting pin on the stick. Lift capacity is calculated with VA cylinder completely extracted. The use of a work tool attachment point to handle/lift objects, could affect the machine lift performance.

Always refer to the appropriate Operation and Maintenance Manual for specific product information.

M318 Wheeled Excavator Specifications

Lift Capacities – Variable Adjustable Boom (5205 mm), 2.2 m Stick

All values are in kg, work tool: none, bucket cylinder and bucket linkage installed, counterweight: 4200 kg, heavy lift function on.

		Load at maximum reach (sticknose/bucket pin)			Load over front			Load over rear			Load over side			Load point height			
	Undercarriage configuration	3000 mm			4500 mm			6000 mm			7500 mm						
																	mm
7500 mm	Front empty – rear parallel dozer – raised				*5900	*5900	5050							*4450	*4450	4300	4920
	Front empty – rear parallel dozer – lowered				*5900	*5900	5550							*4450	*4450	*4450	
	Front parallel dozer – rear stabilizer – lowered				*5900	*5900	*5900							*4450	*4450	*4450	
	Front stabilizer – rear stabilizer – lowered				*5900	*5900	*5900							*4450	*4450	*4450	
	Wide axle – front empty – rear parallel dozer – lowered				*5900	*5900	5500							*4450	*4450	*4450	
6000 mm	Front empty – rear parallel dozer – raised				*5850	*5850	5050	*4900	3950	3150				*3700	3550	2850	6330
	Front empty – rear parallel dozer – lowered				*5850	*5850	5600	*4900	*4900	3500				*3700	*3700	3150	
	Front parallel dozer – rear stabilizer – lowered				*5850	*5850	*5850	*4900	*4900	*4900				*3700	*3700	*3700	
	Front stabilizer – rear stabilizer – lowered				*5850	*5850	*5850	*4900	*4900	*4900				*3700	*3700	*3700	
	Wide axle – front empty – rear parallel dozer – lowered				*5850	*5850	5550	*4900	3950	3450				*3700	3550	3150	
4500 mm	Front empty – rear parallel dozer – raised				*6450	6050	4800	*5000	3850	3100				*3450	2900	2300	7140
	Front empty – rear parallel dozer – lowered				*6450	*6450	5350	*5000	*5000	3450				*3450	*3450	2550	
	Front parallel dozer – rear stabilizer – lowered				*6450	*6450	*6450	*5000	*5000	*5000				*3450	*3450	*3450	
	Front stabilizer – rear stabilizer – lowered				*6450	*6450	*6450	*5000	*5000	*5000				*3450	*3450	*3450	
	Wide axle – front empty – rear parallel dozer – lowered				*6450	6100	5300	*5000	3850	3400				*3450	2900	2550	
3000 mm	Front empty – rear parallel dozer – raised				*7400	5650	4450	4900	3700	2950	3500	2600	2100	*3350	2600	2050	7560
	Front empty – rear parallel dozer – lowered				*7400	*7400	4950	*5300	3300	3450	*4050	2350	3350	*3350	*3350	2300	
	Front parallel dozer – rear stabilizer – lowered				*7400	*7400	*7400	*5300	*5300	4950	*4050	*4050	3500	*3350	*3350	*3350	
	Front stabilizer – rear stabilizer – lowered				*7400	*7400	*7400	*5300	*5300	*5300	*4050	*4050	*4050	*3350	*3350	*3350	
	Wide axle – front empty – rear parallel dozer – lowered				*7400	5650	4900	4900	3700	3250	3500	2650	2300	*3350	2600	2250	
1500 mm	Front empty – rear parallel dozer – raised				7200	5300	4100	4700	3550	2800	3450	2550	2050	3300	2500	2000	7660
	Front empty – rear parallel dozer – lowered				7150	*8600	4600	4700	*5750	3150	3400	*4450	2300	3300	*3450	2200	
	Front parallel dozer – rear stabilizer – lowered				*8600	*8600	7250	*5750	4750	*4450	*4450	3450	*3450	*3450	*3450	3350	
	Front stabilizer – rear stabilizer – lowered				*8600	*8600	*8600	*5750	*5750	5700	*4450	*4450	4100	*3450	*3450	*3450	
	Wide axle – front empty – rear parallel dozer – lowered				7200	5300	4550	4750	3550	3100	3450	2600	2250	3350	2500	2200	
0 mm	Front empty – rear parallel dozer – raised				7000	5150	3950	4600	3450	2700				3450	2550	2050	7440
	Front empty – rear parallel dozer – lowered				6950	*8400	4450	4600	*6150	3050				3400	*3750	2250	
	Front parallel dozer – rear stabilizer – lowered				*8400	*8400	7100	*6150	*6150	4650				*3750	*3750	3450	
	Front stabilizer – rear stabilizer – lowered				*8400	*8400	*8400	*6150	*6150	5600				*3750	*3750	*3750	
	Wide axle – front empty – rear parallel dozer – lowered				7050	5150	4400	4650	3450	3000				3450	2550	2250	
-1500 mm	Front empty – rear parallel dozer – raised	*6700	*6700	*6700	7000	5100	3950	4600	3400	2700				3850	2850	2250	6890
	Front empty – rear parallel dozer – lowered	*6700	*6700	*6700	6950	*7350	4450	4550	*5400	3000				3800	*4050	2550	
	Front parallel dozer – rear stabilizer – lowered	*6700	*6700	*6700	*7350	*7350	7050	*5400	*5400	4650				*4050	*4050	3850	
	Front stabilizer – rear stabilizer – lowered	*6700	*6700	*6700	*7350	*7350	*7350	*5400	*5400	*5400				*4050	*4050	*4050	
	Wide axle – front empty – rear parallel dozer – lowered	*6700	*6700	*6700	7050	5150	4400	4600	3450	2950				3850	2900	2500	
-3000 mm	Front empty – rear parallel dozer – raised				*5300	5250	4050										
	Front empty – rear parallel dozer – lowered				*5300	*5300	4550										
	Front parallel dozer – rear stabilizer – lowered				*5300	*5300	*5300										
	Front stabilizer – rear stabilizer – lowered				*5300	*5300	*5300										
	Wide axle – front empty – rear parallel dozer – lowered				*5300	5250	4500										

*Limited by hydraulic rather than tipping load.

Oscillating axle needs to be locked. Weight of all lifting accessories must be subtracted from the lifting capacities. All lift capacities calculated and rated per ISO 10567:2007. Rated loads do not exceed 87% of hydraulic lift capacity or 75% of tipping load. Heavy Lift Function ON. Lifting capacities are based on the machine standing on a firm uniform supporting surface. The load point is the center line of the bucket pivot mounting pin on the stick. Lift capacity is calculated with VA cylinder completely extracted. The use of a work tool attachment point to handle/lift objects, could affect the machine lift performance.

Always refer to the appropriate Operation and Maintenance Manual for specific product information.

M318 Wheeled Excavator Specifications

Lift Capacities – Variable Adjustable Boom (17'1"), 7'3" Stick

All values are in lb, work tool: none, bucket cylinder and bucket linkage installed, counterweight: 9,260 lb, heavy lift function on.

		Load at maximum reach (sticknose/bucket pin)			Load over front			Load over rear			Load over side			Load point height					
	Undercarriage configuration	10 ft			15 ft			20 ft			25 ft								
																	ft		
25 ft	Front empty – rear parallel dozer – raised				*12,100	*12,100	10,700										*10,100	*10,100	9,900
	Front empty – rear parallel dozer – lowered				*12,100	*12,100	11,900										*10,100	*10,100	*10,100
	Front parallel dozer – rear stabilizer – lowered				*12,100	*12,100	*12,100										*10,100	*10,100	*10,100
	Front stabilizer – rear stabilizer – lowered				*12,100	*12,100	*12,100										*10,100	*10,100	*10,100
	Wide axle – front empty – rear parallel dozer – lowered				*12,100	*12,100	11,700										*10,100	*10,100	*10,100
20 ft	Front empty – rear parallel dozer – raised				*12,900	*12,900	10,900	*10,600	8,400	6,800							*8,200	8,000	6,400
	Front empty – rear parallel dozer – lowered				*12,900	*12,900	12,000	*10,600	*10,600	7,500							*8,200	*8,200	7,100
	Front parallel dozer – rear stabilizer – lowered				*12,900	*12,900	*12,900	*10,600	*10,600	*10,600							*8,200	*8,200	*8,200
	Front stabilizer – rear stabilizer – lowered				*12,900	*12,900	*12,900	*10,600	*10,600	*10,600							*8,200	*8,200	*8,200
	Wide axle – front empty – rear parallel dozer – lowered				*12,900	*12,900	11,900	*10,600	8,400	7,400							*8,200	8,000	7,000
15 ft	Front empty – rear parallel dozer – raised				*14,000	13,100	10,400	*10,800	8,300	6,700							*7,600	6,400	5,100
	Front empty – rear parallel dozer – lowered				*14,000	*14,000	11,500	*10,800	*10,800	7,400							*7,600	*7,600	5,700
	Front parallel dozer – rear stabilizer – lowered				*14,000	*14,000	*14,000	*10,800	*10,800	*10,800							*7,600	*7,600	*7,600
	Front stabilizer – rear stabilizer – lowered				*14,000	*14,000	*14,000	*10,800	*10,800	*10,800							*7,600	*7,600	*7,600
	Wide axle – front empty – rear parallel dozer – lowered				*14,000	13,100	11,400	*10,800	8,300	7,300							*7,600	6,400	5,600
10 ft	Front empty – rear parallel dozer – raised				*15,900	12,200	9,600	10,600	8,000	6,400							*7,400	5,700	4,600
	Front empty – rear parallel dozer – lowered				*15,900	*15,900	10,700	10,500	*11,400	7,100							*7,400	*7,400	5,100
	Front parallel dozer – rear stabilizer – lowered				*15,900	*15,900	*15,900	*11,400	*11,400	10,700							*7,400	*7,400	*7,400
	Front stabilizer – rear stabilizer – lowered				*15,900	*15,900	*15,900	*11,400	*11,400	*11,400							*7,400	*7,400	*7,400
	Wide axle – front empty – rear parallel dozer – lowered				*15,900	12,300	10,600	10,600	8,000	7,000							*7,400	5,700	5,000
5 ft	Front empty – rear parallel dozer – raised				15,500	11,400	8,900	10,200	7,600	6,000	7,400	5,500	4,400	7,300	5,500	4,400	7,600	5,700	4,500
	Front empty – rear parallel dozer – lowered				15,400	*18,600	10,000	10,100	*12,400	6,800	7,300	*8,800	4,900	7,300	*7,600	4,900	7,500	*8,300	5,000
	Front parallel dozer – rear stabilizer – lowered				*18,600	*18,600	15,600	*12,400	*12,400	10,300	*8,800	*8,800	7,500	*7,600	*7,600	7,400	*7,600	*7,600	*7,600
	Front stabilizer – rear stabilizer – lowered				*18,600	*18,600	*18,600	*12,400	*12,400	12,300	*8,800	*8,800	*8,800	*7,600	*7,600	*7,600	*7,600	*7,600	*7,600
	Wide axle – front empty – rear parallel dozer – lowered				15,600	11,500	9,800	10,200	7,700	6,700	7,400	5,500	4,900	7,400	5,500	4,800	7,600	5,700	4,800
0 ft	Front empty – rear parallel dozer – raised				15,100	11,100	8,500	9,900	7,400	5,800							7,600	5,700	4,500
	Front empty – rear parallel dozer – lowered				15,000	*18,200	9,600	9,900	*13,300	6,500							7,500	*8,300	5,000
	Front parallel dozer – rear stabilizer – lowered				*18,200	*18,200	15,300	*13,300	*13,300	10,000							*8,300	*8,300	7,600
	Front stabilizer – rear stabilizer – lowered				*18,200	*18,200	*18,200	*13,300	*13,300	12,100							*8,300	*8,300	*8,300
	Wide axle – front empty – rear parallel dozer – lowered				15,200	11,100	9,500	10,000	7,400	6,500							7,600	5,700	5,000
-5 ft	Front empty – rear parallel dozer – raised	*15,400	*15,400	*15,400	15,000	11,000	8,500	9,900	7,400	5,800							8,500	6,300	5,000
	Front empty – rear parallel dozer – lowered	*15,400	*15,400	*15,400	15,000	*16,000	9,600	9,900	*11,600	6,500							8,400	*8,900	5,600
	Front parallel dozer – rear stabilizer – lowered	*15,400	*15,400	*15,400	*16,000	*16,000	15,200	*11,600	*11,600	10,000							*8,900	*8,900	8,600
	Front stabilizer – rear stabilizer – lowered	*15,400	*15,400	*15,400	*16,000	*16,000	*16,000	*11,600	*11,600	*11,600							*8,900	*8,900	*8,900
	Wide axle – front empty – rear parallel dozer – lowered	*15,400	*15,400	*15,400	15,100	11,100	9,500	10,000	7,400	6,400							8,500	6,400	5,500
-10 ft	Front empty – rear parallel dozer – raised				*11,300	11,300	8,700												
	Front empty – rear parallel dozer – lowered				*11,300	*11,300	9,800												
	Front parallel dozer – rear stabilizer – lowered				*11,300	*11,300	*11,300												
	Front stabilizer – rear stabilizer – lowered				*11,300	*11,300	*11,300												
	Wide axle – front empty – rear parallel dozer – lowered				*11,300	11,300	9,700												

*Limited by hydraulic rather than tipping load.

Oscillating axle needs to be locked. Weight of all lifting accessories must be subtracted from the lifting capacities. All lift capacities calculated and rated per ISO 10567:2007. Rated loads do not exceed 87% of hydraulic lift capacity or 75% of tipping load. Heavy Lift Function ON. Lifting capacities are based on the machine standing on a firm uniform supporting surface. The load point is the center line of the bucket pivot mounting pin on the stick. Lift capacity is calculated with VA cylinder completely extracted. The use of a work tool attachment point to handle/lift objects, could affect the machine lift performance.

Always refer to the appropriate Operation and Maintenance Manual for specific product information.

M318 Wheeled Excavator Specifications

Lift Capacities – Variable Adjustable Boom (5205 mm), 2.5 m Stick

All values are in kg, work tool: none, bucket cylinder and bucket linkage installed, counterweight: 3700 kg, heavy lift function on.

Stick height	Undercarriage configuration	Load at maximum reach (sticknose/bucket pin)			Load over front			Load over rear			Load over side			Load point height			mm
		3000 mm	4500 mm	6000 mm	7500 mm	3000 mm	4500 mm	6000 mm	7500 mm	3000 mm	4500 mm	6000 mm	7500 mm	3000 mm	4500 mm	6000 mm	
7500 mm	Front empty – rear parallel dozer – raised				*5150	*5150	4800								*3600	*3600	3600
	Front empty – rear parallel dozer – lowered				*5150	*5150	*5150								*3600	*3600	*3600
	Front parallel dozer – rear stabilizer – lowered				*5150	*5150	*5150								*3600	*3600	*3600
	Front stabilizer – rear stabilizer – lowered				*5150	*5150	*5150								*3600	*3600	*3600
	Wide axle – front empty – rear parallel dozer – lowered				*5150	*5150	*5150								*3600	*3600	*3600
6000 mm	Front empty – rear parallel dozer – raised				*5100	*5100	4800	*4750	3700	3000					*3100	*3100	2500
	Front empty – rear parallel dozer – lowered				*5100	*5100	*5100	*4750	*4750	3300					*3100	*3100	2750
	Front parallel dozer – rear stabilizer – lowered				*5100	*5100	*5100	*4750	*4750	*4750					*3100	*3100	*3100
	Front stabilizer – rear stabilizer – lowered				*5100	*5100	*5100	*4750	*4750	*4750					*3100	*3100	*3100
	Wide axle – front empty – rear parallel dozer – lowered				*5100	*5100	*5100	*4750	3750	3300					*3100	*3100	2750
4500 mm	Front empty – rear parallel dozer – raised				*6150	5750	4550	4800	3650	2900					*2950	2550	2000
	Front empty – rear parallel dozer – lowered				*6150	*6150	5100	4800	*4850	3250					*2950	*2950	2250
	Front parallel dozer – rear stabilizer – lowered				*6150	*6150	*6150	*4850	*4850	*4850					*2950	*2950	*2950
	Front stabilizer – rear stabilizer – lowered				*6150	*6150	*6150	*4850	*4850	*4850					*2950	*2950	*2950
	Wide axle – front empty – rear parallel dozer – lowered				*6150	5800	5000	4850	3650	3200					*2950	2550	2250
3000 mm	Front empty – rear parallel dozer – raised				*7150	5350	4200	4650	3500	2750	3300	2450	1950		*2900	2300	1800
	Front empty – rear parallel dozer – lowered				*7150	*7150	4700	4600	*5150	3100	3300	*4150	2150		*2900	*2900	2050
	Front parallel dozer – rear stabilizer – lowered				*7150	*7150	*7150	*5150	*5150	4700	*4150	*4150	3300		*2900	*2900	*2900
	Front stabilizer – rear stabilizer – lowered				*7150	*7150	*7150	*5150	*5150	*5150	*4150	*4150	3950		*2900	*2900	*2900
	Wide axle – front empty – rear parallel dozer – lowered				*7150	5400	4650	4650	3500	3050	3300	2450	2150		*2900	2300	2000
1500 mm	Front empty – rear parallel dozer – raised				6800	5000	3850	4450	3300	2600	3200	2400	1850		3000	2200	1750
	Front empty – rear parallel dozer – lowered				6800	*8550	4350	4450	*5650	2900	3200	*4350	2100		2950	*3050	1950
	Front parallel dozer – rear stabilizer – lowered				*8550	*8550	6900	*5650	*5650	4500	*4350	*4350	3250		*3050	*3050	3000
	Front stabilizer – rear stabilizer – lowered				*8550	*8550	8450	*5650	*5650	5400	*4350	*4350	3900		*3050	*3050	*3050
	Wide axle – front empty – rear parallel dozer – lowered				6850	5000	4250	4500	3300	2900	3250	2400	2100		3000	2200	1900
0 mm	Front empty – rear parallel dozer – raised				6600	4800	3650	4350	3200	2500	3150	2350	1850		3050	2250	1750
	Front empty – rear parallel dozer – lowered				6550	*8500	4150	4300	*6200	2800	3150	*4600	2050		3050	*3350	2000
	Front parallel dozer – rear stabilizer – lowered				*8500	*8500	6700	*6200	*6200	4400	*4600	*4600	3200		*3350	*3350	3100
	Front stabilizer – rear stabilizer – lowered				*8500	*8500	8200	*6200	*6200	5300	*4600	*4600	3850		*3350	*3350	*3350
	Wide axle – front empty – rear parallel dozer – lowered				6650	4800	4100	4350	3200	2750	3200	2350	2050		3100	2250	1950
-1500 mm	Front empty – rear parallel dozer – raised	*6950	*6950	6600	6550	4750	3600	4300	3150	2450					3400	2500	1950
	Front empty – rear parallel dozer – lowered	*6950	*6950	*6950	6500	*7650	4100	4250	*5600	2750					3350	*3900	2200
	Front parallel dozer – rear stabilizer – lowered	*6950	*6950	*6950	*7650	*7650	6650	*5600	*5600	4350					*3900	*3900	3400
	Front stabilizer – rear stabilizer – lowered	*6950	*6950	*6950	*7650	*7650	*7650	*5600	*5600	5250					*3900	*3900	*3900
	Wide axle – front empty – rear parallel dozer – lowered	*6950	*6950	*6950	6600	4750	4050	4300	3150	2750					3400	2500	2150
-3000 mm	Front empty – rear parallel dozer – raised				*5850	4800	3700	*3900	3200	2500							
	Front empty – rear parallel dozer – lowered				*5850	*5850	4150	*3900	*3900	2850							
	Front parallel dozer – rear stabilizer – lowered				*5850	*5850	*5850	*3900	*3900	*3900							
	Front stabilizer – rear stabilizer – lowered				*5850	*5850	*5850	*3900	*3900	*3900							
	Wide axle – front empty – rear parallel dozer – lowered				*5850	4850	4100	*3900	3250	2800							

*Limited by hydraulic rather than tipping load.

Oscillating axle needs to be locked. Weight of all lifting accessories must be subtracted from the lifting capacities. All lift capacities calculated and rated per ISO 10567:2007. Rated loads do not exceed 87% of hydraulic lift capacity or 75% of tipping load. Heavy Lift Function ON. Lifting capacities are based on the machine standing on a firm uniform supporting surface. The load point is the center line of the bucket pivot mounting pin on the stick. Lift capacity is calculated with VA cylinder completely extracted. The use of a work tool attachment point to handle/lift objects, could affect the machine lift performance.

Always refer to the appropriate Operation and Maintenance Manual for specific product information.

M318 Wheeled Excavator Specifications

Lift Capacities – Variable Adjustable Boom (17'1"), 8'2" Stick

All values are in lb, work tool: none, bucket cylinder and bucket linkage installed, counterweight: 8,160 lb, heavy lift function on.

Stick Point Height	Undercarriage configuration	Load at maximum reach (sticknose/bucket pin)			Load over front			Load over rear			Load over side			Load point height			ft			
		10 ft	15 ft	20 ft	25 ft	10 ft	15 ft	20 ft	25 ft	10 ft	15 ft	20 ft	25 ft	10 ft	15 ft	20 ft				
25 ft	Front empty – rear parallel dozer – raised				*11,100	*11,100	10,300											*8,100	*8,100	*8,100
	Front empty – rear parallel dozer – lowered				*11,100	*11,100	*11,100											*8,100	*8,100	*8,100
	Front parallel dozer – rear stabilizer – lowered				*11,100	*11,100	*11,100											*8,100	*8,100	*8,100
	Front stabilizer – rear stabilizer – lowered				*11,100	*11,100	*11,100											*8,100	*8,100	*8,100
	Wide axle – front empty – rear parallel dozer – lowered				*11,100	*11,100	*11,100											*8,100	*8,100	*8,100
20 ft	Front empty – rear parallel dozer – raised				*11,300	*11,300	10,300	*10,200	8,000	6,400								*6,900	*6,900	5,600
	Front empty – rear parallel dozer – lowered				*11,300	*11,300	*11,300	*10,200	*10,200	7,100								*6,900	*6,900	6,200
	Front parallel dozer – rear stabilizer – lowered				*11,300	*11,300	*11,300	*10,200	*10,200	*10,200								*6,900	*6,900	*6,900
	Front stabilizer – rear stabilizer – lowered				*11,300	*11,300	*11,300	*10,200	*10,200	*10,200								*6,900	*6,900	*6,900
	Wide axle – front empty – rear parallel dozer – lowered				*11,300	*11,300	11,300	*10,200	8,000	7,000								*6,900	*6,900	6,100
15 ft	Front empty – rear parallel dozer – raised				*13,300	12,400	9,900	10,400	7,800	6,300								*6,500	5,700	4,500
	Front empty – rear parallel dozer – lowered				*13,300	*13,300	11,000	10,300	*10,600	7,000								*6,500	*6,500	5,000
	Front parallel dozer – rear stabilizer – lowered				*13,300	*13,300	*13,300	*10,600	*10,600	10,500								*6,500	*6,500	*6,500
	Front stabilizer – rear stabilizer – lowered				*13,300	*13,300	*13,300	*10,600	*10,600	*10,600								*6,500	*6,500	*6,500
	Wide axle – front empty – rear parallel dozer – lowered				*13,300	12,500	10,800	10,400	7,900	6,900								*6,500	5,700	5,000
10 ft	Front empty – rear parallel dozer – raised				*15,400	11,600	9,100	10,000	7,500	6,000	7,100	5,300	4,200					*6,400	5,000	4,000
	Front empty – rear parallel dozer – lowered				*15,400	*15,400	10,100	10,000	*11,200	6,600	7,000	*9,000	4,700					*6,400	*6,400	4,500
	Front parallel dozer – rear stabilizer – lowered				*15,400	*15,400	*15,400	*11,200	*11,200	10,100	*9,000	*9,000	7,100					*6,400	*6,400	*6,400
	Front stabilizer – rear stabilizer – lowered				*15,400	*15,400	*15,400	*11,200	*11,200	*11,200	*9,000	*9,000	8,500					*6,400	*6,400	*6,400
	Wide axle – front empty – rear parallel dozer – lowered				*15,400	11,600	10,000	10,100	7,500	6,600	7,100	5,300	4,600					*6,400	5,100	4,400
5 ft	Front empty – rear parallel dozer – raised				14,700	10,700	8,300	9,600	7,100	5,600	6,900	5,100	4,000					6,600	4,800	3,800
	Front empty – rear parallel dozer – lowered				14,600	*18,400	9,400	9,600	*12,200	6,300	6,900	*9,400	4,500					6,500	*6,700	4,300
	Front parallel dozer – rear stabilizer – lowered				*18,400	*18,400	14,900	*12,200	*12,200	9,700	*9,400	*9,400	7,000					*6,700	*6,700	6,600
	Front stabilizer – rear stabilizer – lowered				*18,400	*18,400	18,200	*12,200	*12,200	11,700	*9,400	*9,400	8,400					*6,700	*6,700	*6,700
	Wide axle – front empty – rear parallel dozer – lowered				14,800	10,800	9,200	9,700	7,200	6,200	7,000	5,100	4,500					6,600	4,900	4,200
0 ft	Front empty – rear parallel dozer – raised				14,200	10,300	7,900	9,300	6,900	5,400	6,800	5,000	3,900					6,700	5,000	3,900
	Front empty – rear parallel dozer – lowered				14,100	*18,500	8,900	9,300	*13,300	6,000	6,800	*9,100	4,400					6,700	*7,300	4,400
	Front parallel dozer – rear stabilizer – lowered				*18,500	*18,500	14,400	*13,300	*13,300	9,400	*9,100	*9,100	6,900					*7,300	*7,300	6,800
	Front stabilizer – rear stabilizer – lowered				*18,500	*18,500	17,700	*13,300	*13,300	11,400	*9,100	*9,100	8,300					*7,300	*7,300	*7,300
	Wide axle – front empty – rear parallel dozer – lowered				14,300	10,300	8,800	9,400	6,900	6,000	6,900	5,000	4,400					6,800	5,000	4,300
-5 ft	Front empty – rear parallel dozer – raised	*15,900	*15,900	14,200	14,100	10,200	7,800	9,300	6,800	5,300								7,500	5,500	4,300
	Front empty – rear parallel dozer – lowered	*15,900	*15,900	*15,900	14,000	*16,600	8,800	9,200	*12,100	6,000								7,400	*8,600	4,900
	Front parallel dozer – rear stabilizer – lowered	*15,900	*15,900	*15,900	*16,600	*16,600	14,300	*12,100	*12,100	9,400								*8,600	*8,600	7,600
	Front stabilizer – rear stabilizer – lowered	*15,900	*15,900	*15,900	*16,600	*16,600	*16,600	*12,100	*12,100	11,300								*8,600	*8,600	*8,600
	Wide axle – front empty – rear parallel dozer – lowered	*15,900	*15,900	*15,900	14,200	10,200	8,700	9,300	6,800	5,900								7,500	5,500	4,800
-10 ft	Front empty – rear parallel dozer – raised				*12,500	10,400	8,000	*7,900	7,000	5,500										
	Front empty – rear parallel dozer – lowered				*12,500	*12,500	9,000	*7,900	*7,900	6,100										
	Front parallel dozer – rear stabilizer – lowered				*12,500	*12,500	*12,500	*7,900	*7,900	*7,900										
	Front stabilizer – rear stabilizer – lowered				*12,500	*12,500	*12,500	*7,900	*7,900	*7,900										
	Wide axle – front empty – rear parallel dozer – lowered				*12,500	10,400	8,900	*7,900	7,000	6,100										

*Limited by hydraulic rather than tipping load.

Oscillating axle needs to be locked. Weight of all lifting accessories must be subtracted from the lifting capacities. All lift capacities calculated and rated per ISO 10567:2007. Rated loads do not exceed 87% of hydraulic lift capacity or 75% of tipping load. Heavy Lift Function ON. Lifting capacities are based on the machine standing on a firm uniform supporting surface. The load point is the center line of the bucket pivot mounting pin on the stick. Lift capacity is calculated with VA cylinder completely extracted. The use of a work tool attachment point to handle/lift objects, could affect the machine lift performance.

Always refer to the appropriate Operation and Maintenance Manual for specific product information.

M318 Wheeled Excavator Specifications

Lift Capacities – Variable Adjustable Boom (5205 mm), 2.5 m Stick

All values are in kg, work tool: none, bucket cylinder and bucket linkage installed, counterweight: 4200 kg, heavy lift function on.

		Load at maximum reach (sticknose/bucket pin)			Load over front			Load over rear			Load over side			Load point height					
	Undercarriage configuration	3000 mm			4500 mm			6000 mm			7500 mm								
																	mm		
7500 mm	Front empty – rear parallel dozer – raised				*5150	*5150	5100										*3600	*3600	*3600
	Front empty – rear parallel dozer – lowered				*5150	*5150	*5150										*3600	*3600	*3600
	Front parallel dozer – rear stabilizer – lowered				*5150	*5150	*5150										*3600	*3600	*3600
	Front stabilizer – rear stabilizer – lowered				*5150	*5150	*5150										*3600	*3600	*3600
	Wide axle – front empty – rear parallel dozer – lowered				*5150	*5150	*5150										*3600	*3600	*3600
6000 mm	Front empty – rear parallel dozer – raised				*5100	*5100	5100	*4750	4000	3200							*3100	*3100	2700
	Front empty – rear parallel dozer – lowered				*5100	*5100	*5100	*4750	*4750	3550							*3100	*3100	2950
	Front parallel dozer – rear stabilizer – lowered				*5100	*5100	*5100	*4750	*4750	*4750							*3100	*3100	*3100
	Front stabilizer – rear stabilizer – lowered				*5100	*5100	*5100	*4750	*4750	*4750							*3100	*3100	*3100
	Wide axle – front empty – rear parallel dozer – lowered				*5100	*5100	*5100	*4750	4000	3500							*3100	*3100	2950
4500 mm	Front empty – rear parallel dozer – raised				*6150	6150	4900	*4850	3900	3150							*2950	2750	2200
	Front empty – rear parallel dozer – lowered				*6150	*6150	5400	*4850	*4850	3500							*2950	*2950	2450
	Front parallel dozer – rear stabilizer – lowered				*6150	*6150	*6150	*4850	*4850	*4850							*2950	*2950	*2950
	Front stabilizer – rear stabilizer – lowered				*6150	*6150	*6150	*4850	*4850	*4850							*2950	*2950	*2950
	Wide axle – front empty – rear parallel dozer – lowered				*6150	*6150	5350	*4850	3900	3450							*2950	2750	2400
3000 mm	Front empty – rear parallel dozer – raised				*7150	5750	4500	4950	3750	3000	3500	2650	2100	*2900	2450	1950			
	Front empty – rear parallel dozer – lowered				*7150	*7150	5050	4900	*5150	3300	3500	*4150	2350	*2900	*2900	2200			
	Front parallel dozer – rear stabilizer – lowered				*7150	*7150	*7150	*5150	*5150	5000	*4150	*4150	3550	*2900	*2900	*2900			
	Front stabilizer – rear stabilizer – lowered				*7150	*7150	*7150	*5150	*5150	*5150	*4150	*4150	*4150	*2900	*2900	*2900			
	Wide axle – front empty – rear parallel dozer – lowered				*7150	5750	4950	3750	3300	3500	3500	2650	2350	*2900	2500	2150			
1500 mm	Front empty – rear parallel dozer – raised				7250	5350	4150	4750	3550	2800	3450	2600	2050	*3050	2400	1900			
	Front empty – rear parallel dozer – lowered				7200	*8550	4650	4700	*5650	3150	3400	*4350	2300	*3050	*3050	2100			
	Front parallel dozer – rear stabilizer – lowered				*8550	*8550	7300	*5650	*5650	4800	*4350	*4350	3450	*3050	*3050	*3050			
	Front stabilizer – rear stabilizer – lowered				*8550	*8550	*8550	*5650	*5650	*5650	*4350	*4350	4100	*3050	*3050	*3050			
	Wide axle – front empty – rear parallel dozer – lowered				7300	5350	4600	4750	3550	3100	3450	2600	2250	*3050	2400	2100			
0 mm	Front empty – rear parallel dozer – raised				7000	5150	3950	4600	3450	2700	3400	2550	2000	3250	2450	1950			
	Front empty – rear parallel dozer – lowered				7000	*8500	4500	4600	*6200	3050	3350	*4600	2250	3250	*3350	2150			
	Front parallel dozer – rear stabilizer – lowered				*8500	*8500	7100	*6200	*6200	4650	*4600	*4600	3400	*3350	*3350	3300			7700
	Front stabilizer – rear stabilizer – lowered				*8500	*8500	*8500	*6200	*6200	5600	*4600	*4600	4050	*3350	*3350	*3350			
	Wide axle – front empty – rear parallel dozer – lowered				7050	5150	4400	4650	3450	3000	3400	2550	2200	3300	2450	2150			
-1500 mm	Front empty – rear parallel dozer – raised	*6950	*6950	*6950	7000	5100	3950	4600	3400	2650				3600	2700	2150			
	Front empty – rear parallel dozer – lowered	*6950	*6950	*6950	6950	*7650	4450	4550	*5600	3000				3600	*3900	2400			
	Front parallel dozer – rear stabilizer – lowered	*6950	*6950	*6950	*7650	*7650	7050	*5600	*5600	4650				*3900	*3900	3650			7160
	Front stabilizer – rear stabilizer – lowered	*6950	*6950	*6950	*7650	*7650	*7650	*5600	*5600	5550				*3900	*3900	*3900			
	Wide axle – front empty – rear parallel dozer – lowered	*6950	*6950	*6950	7000	5100	4350	4600	3400	2950				3650	2700	2350			
-3000 mm	Front empty – rear parallel dozer – raised				*5850	5200	4000	*3900	3500	2750									
	Front empty – rear parallel dozer – lowered				*5850	*5850	4500	*3900	*3900	3050									
	Front parallel dozer – rear stabilizer – lowered				*5850	*5850	*5850	*3900	*3900	*3900									
	Front stabilizer – rear stabilizer – lowered				*5850	*5850	*5850	*3900	*3900	*3900									
	Wide axle – front empty – rear parallel dozer – lowered				*5850	5200	4450	*3900	3500	3050									

*Limited by hydraulic rather than tipping load.

Oscillating axle needs to be locked. Weight of all lifting accessories must be subtracted from the lifting capacities. All lift capacities calculated and rated per ISO 10567:2007. Rated loads do not exceed 87% of hydraulic lift capacity or 75% of tipping load. Heavy Lift Function ON. Lifting capacities are based on the machine standing on a firm uniform supporting surface. The load point is the center line of the bucket pivot mounting pin on the stick. Lift capacity is calculated with VA cylinder completely extracted. The use of a work tool attachment point to handle/lift objects, could affect the machine lift performance.

Always refer to the appropriate Operation and Maintenance Manual for specific product information.

M318 Wheeled Excavator Specifications

Lift Capacities – Variable Adjustable Boom (17'1"), 8'2" Stick

All values are in lb, work tool: none, bucket cylinder and bucket linkage installed, counterweight: 9,260 lb, heavy lift function on.

Stick height	Undercarriage configuration	Load at maximum reach (sticknose/bucket pin)			Load over front			Load over rear			Load over side			Load point height			ft		
		10 ft	15 ft	20 ft	25 ft	10 ft	15 ft	20 ft	25 ft	10 ft	15 ft	20 ft	25 ft	10 ft	15 ft	20 ft			
25 ft	Front empty – rear parallel dozer – raised				*11,100	*11,100	11,000										*8,100	*8,100	*8,100
	Front empty – rear parallel dozer – lowered				*11,100	*11,100	*11,100										*8,100	*8,100	*8,100
	Front parallel dozer – rear stabilizer – lowered				*11,100	*11,100	*11,100										*8,100	*8,100	*8,100
	Front stabilizer – rear stabilizer – lowered				*11,100	*11,100	*11,100										*8,100	*8,100	*8,100
	Wide axle – front empty – rear parallel dozer – lowered				*11,100	*11,100	*11,100										*8,100	*8,100	*8,100
20 ft	Front empty – rear parallel dozer – raised				*11,300	*11,300	11,000	*10,200	8,500	6,900							*6,900	*6,900	6,000
	Front empty – rear parallel dozer – lowered				*11,300	*11,300	*11,300	*10,200	*10,200	7,600							*6,900	*6,900	6,700
	Front parallel dozer – rear stabilizer – lowered				*11,300	*11,300	*11,300	*10,200	*10,200	*10,200							*6,900	*6,900	*6,900
	Front stabilizer – rear stabilizer – lowered				*11,300	*11,300	*11,300	*10,200	*10,200	*10,200							*6,900	*6,900	*6,900
	Wide axle – front empty – rear parallel dozer – lowered				*11,300	*11,300	*11,300	*10,200	*10,200	7,500							*6,900	*6,900	6,600
15 ft	Front empty – rear parallel dozer – raised				*13,300	13,300	10,500	*10,600	8,400	6,800							*6,500	6,100	4,900
	Front empty – rear parallel dozer – lowered				*13,300	*13,300	11,700	*10,600	*10,600	7,500							*6,500	*6,500	5,400
	Front parallel dozer – rear stabilizer – lowered				*13,300	*13,300	*13,300	*10,600	*10,600	*10,600							*6,500	*6,500	*6,500
	Front stabilizer – rear stabilizer – lowered				*13,300	*13,300	*13,300	*10,600	*10,600	*10,600							*6,500	*6,500	*6,500
	Wide axle – front empty – rear parallel dozer – lowered				*13,300	13,300	11,600	*10,600	8,400	7,400							*6,500	6,100	5,400
10 ft	Front empty – rear parallel dozer – raised				*15,400	12,400	9,700	10,600	8,100	6,400	7,500	5,700	4,500				*6,400	5,500	4,300
	Front empty – rear parallel dozer – lowered				*15,400	*15,400	10,900	10,600	*11,200	7,200	7,500	*9,000	5,100				*6,400	*6,400	4,900
	Front parallel dozer – rear stabilizer – lowered				*15,400	*15,400	*15,400	*11,200	*11,200	10,700	*9,000	*9,000	7,600				*6,400	*6,400	*6,400
	Front stabilizer – rear stabilizer – lowered				*15,400	*15,400	*15,400	*11,200	*11,200	*11,200	*9,000	*9,000	9,000				*6,400	*6,400	*6,400
	Wide axle – front empty – rear parallel dozer – lowered				*15,400	12,400	10,700	10,700	8,100	7,100	7,600	5,700	5,000				*6,400	5,500	4,800
5 ft	Front empty – rear parallel dozer – raised				15,600	11,600	9,000	10,200	7,700	6,100	7,400	5,500	4,400				*6,700	5,200	4,200
	Front empty – rear parallel dozer – lowered				15,500	*18,400	10,100	10,200	*12,200	6,800	7,400	*9,400	4,900				*6,700	*6,700	4,700
	Front parallel dozer – rear stabilizer – lowered				*18,400	*18,400	15,800	*12,200	*12,200	10,300	*9,400	*9,400	7,500				*6,700	*6,700	*6,700
	Front stabilizer – rear stabilizer – lowered				*18,400	*18,400	*18,400	*12,200	*12,200	*12,200	*9,400	*9,400	8,900				*6,700	*6,700	*6,700
	Wide axle – front empty – rear parallel dozer – lowered				15,700	11,600	10,000	10,300	7,700	6,700	7,400	5,600	4,900				*6,700	5,300	4,600
0 ft	Front empty – rear parallel dozer – raised				15,100	11,100	8,600	10,000	7,400	5,800	7,300	5,500	4,300				7,200	5,400	4,300
	Front empty – rear parallel dozer – lowered				15,000	*18,500	9,700	9,900	*13,300	6,500	7,300	*9,100	4,800				7,200	*7,300	4,800
	Front parallel dozer – rear stabilizer – lowered				*18,500	*18,500	15,300	*13,300	*13,300	10,100	*9,100	*9,100	7,400				*7,300	*7,300	7,300
	Front stabilizer – rear stabilizer – lowered				*18,500	*18,500	*18,500	*13,300	*13,300	12,100	*9,100	*9,100	8,800				*7,300	*7,300	*7,300
	Wide axle – front empty – rear parallel dozer – lowered				15,200	11,100	9,500	10,000	7,400	6,500	7,300	5,500	4,800				7,200	5,400	4,700
-5 ft	Front empty – rear parallel dozer – raised				*15,900	*15,900	15,400	15,000	11,000	8,500	9,900	7,300	5,800				8,000	6,000	4,700
	Front empty – rear parallel dozer – lowered				*15,900	*15,900	*15,900	14,900	*16,600	9,600	9,800	*12,100	6,500				7,900	*8,600	5,300
	Front parallel dozer – rear stabilizer – lowered				*15,900	*15,900	*15,900	*16,600	*16,600	15,200	*12,100	*12,100	10,000				*8,600	*8,600	8,100
	Front stabilizer – rear stabilizer – lowered				*15,900	*15,900	*15,900	*16,600	*16,600	*16,600	*12,100	*12,100	12,000				*8,600	*8,600	*8,600
	Wide axle – front empty – rear parallel dozer – lowered				*15,900	*15,900	*15,900	15,100	11,000	9,400	9,900	7,400	6,400				8,000	6,000	5,200
-10 ft	Front empty – rear parallel dozer – raised				*12,500	11,200	8,600	*7,900	7,500	5,900									
	Front empty – rear parallel dozer – lowered				*12,500	*12,500	9,700	*7,900	*7,900	6,700									
	Front parallel dozer – rear stabilizer – lowered				*12,500	*12,500	*12,500	*7,900	*7,900	*7,900									
	Front stabilizer – rear stabilizer – lowered				*12,500	*12,500	*12,500	*7,900	*7,900	*7,900									
	Wide axle – front empty – rear parallel dozer – lowered				*12,500	11,200	9,600	*7,900	7,600	6,600									

*Limited by hydraulic rather than tipping load.

Oscillating axle needs to be locked. Weight of all lifting accessories must be subtracted from the lifting capacities. All lift capacities calculated and rated per ISO 10567:2007. Rated loads do not exceed 87% of hydraulic lift capacity or 75% of tipping load. Heavy Lift Function ON. Lifting capacities are based on the machine standing on a firm uniform supporting surface. The load point is the center line of the bucket pivot mounting pin on the stick. Lift capacity is calculated with VA cylinder completely extracted. The use of a work tool attachment point to handle/lift objects, could affect the machine lift performance.

Always refer to the appropriate Operation and Maintenance Manual for specific product information.

M318 Wheeled Excavator Specifications

Lift Capacities – Variable Adjustable Boom (5205 mm), 2.9 m Stick

All values are in kg, work tool: none, bucket cylinder and bucket linkage installed, counterweight: 3700 kg, heavy lift function on.

		Load at maximum reach (sticknose/bucket pin)			Load over front			Load over rear			Load over side			Load point height				
	Undercarriage configuration	3000 mm			4500 mm			6000 mm			7500 mm							
																	mm	
9000 mm	Front empty – rear parallel dozer – raised															*4100	*4100	*4100
	Front empty – rear parallel dozer – lowered															*4100	*4100	*4100
	Front parallel dozer – rear stabilizer – lowered															*4100	*4100	*4100
	Front stabilizer – rear stabilizer – lowered															*4100	*4100	*4100
	Wide axle – front empty – rear parallel dozer – lowered															*4100	*4100	*4100
7500 mm	Front empty – rear parallel dozer – raised															*2950	*2950	*2950
	Front empty – rear parallel dozer – lowered															*2950	*2950	*2950
	Front parallel dozer – rear stabilizer – lowered															*2950	*2950	*2950
	Front stabilizer – rear stabilizer – lowered															*2950	*2950	*2950
	Wide axle – front empty – rear parallel dozer – lowered															*2950	*2950	*2950
6000 mm	Front empty – rear parallel dozer – raised				*4250	*4250	*4250	*4350	3800	3050						*2600	*2600	2250
	Front empty – rear parallel dozer – lowered				*4250	*4250	*4250	*4350	*4350	3350						*2600	*2600	2500
	Front parallel dozer – rear stabilizer – lowered				*4250	*4250	*4250	*4350	*4350	*4350						*2600	*2600	*2600
	Front stabilizer – rear stabilizer – lowered				*4250	*4250	*4250	*4350	*4350	*4350						*2600	*2600	*2600
	Wide axle – front empty – rear parallel dozer – lowered				*4250	*4250	*4250	*4350	3800	3350						*2600	*2600	2450
4500 mm	Front empty – rear parallel dozer – raised				*4850	*4850	4650	*4700	3700	2950	3350	2550	2000			*2450	2350	1850
	Front empty – rear parallel dozer – lowered				*4850	*4850	*4850	*4700	*4700	3300	3350	*3650	2250			*2450	*2450	2050
	Front parallel dozer – rear stabilizer – lowered				*4850	*4850	*4850	*4700	*4700	*4700	*3650	*3650	3400			*2450	*2450	*2450
	Front stabilizer – rear stabilizer – lowered				*4850	*4850	*4850	*4700	*4700	*4700	*3650	*3650	*3650			*2450	*2450	*2450
	Wide axle – front empty – rear parallel dozer – lowered				*4850	*4850	*4850	*4700	3700	3250	3400	2550	2200			*2450	2350	2050
3000 mm	Front empty – rear parallel dozer – raised				*6800	5450	4250	4700	3500	2800	3300	2450	1950			*2450	2100	1650
	Front empty – rear parallel dozer – lowered				*6800	*6800	4800	4650	*5000	3100	3300	*4000	2200			*2450	*2450	1850
	Front parallel dozer – rear stabilizer – lowered				*6800	*6800	*6800	*5000	*5000	4700	*4000	*4000	3350			*2450	*2450	*2450
	Front stabilizer – rear stabilizer – lowered				*6800	*6800	*6800	*5000	*5000	*5000	*4000	*4000	4000			*2450	*2450	*2450
	Wide axle – front empty – rear parallel dozer – lowered				*6800	5450	4700	4700	3500	3050	3350	2450	2150			*2450	2100	1850
1500 mm	Front empty – rear parallel dozer – raised				6850	5050	3900	4500	3300	2600	3200	2400	1850			*2550	2050	1600
	Front empty – rear parallel dozer – lowered				6850	*8100	4400	4450	*5450	2950	3200	*4200	2100			*2550	*2550	1800
	Front parallel dozer – rear stabilizer – lowered				*8100	*8100	6950	*5450	*5450	4500	*4200	*4200	3250			*2550	*2550	*2550
	Front stabilizer – rear stabilizer – lowered				*8100	*8100	*8100	*5450	*5450	5450	*4200	*4200	3900			*2550	*2550	*2550
	Wide axle – front empty – rear parallel dozer – lowered				6900	5050	4300	4500	3350	2900	3250	2400	2100			*2550	2050	1750
0 mm	Front empty – rear parallel dozer – raised				6600	4800	3650	4350	3200	2450	3150	2300	1800			*2750	2050	1600
	Front empty – rear parallel dozer – lowered				6550	*8550	4150	4300	*6000	2800	3150	*4450	2050			*2750	*2750	1850
	Front parallel dozer – rear stabilizer – lowered				*8550	*8550	6700	*6000	*6000	4350	*4450	*4450	3200			*2750	*2750	*2750
	Front stabilizer – rear stabilizer – lowered				*8550	*8550	8200	*6000	*6000	5300	*4450	*4450	3800			*2750	*2750	*2750
	Wide axle – front empty – rear parallel dozer – lowered				6650	4800	4100	4350	3200	2750	3150	2300	2000			*2750	2100	1800
-1500 mm	Front empty – rear parallel dozer – raised	*6500	*6500	6500	6500	4700	3550	4250	3100	2400	3150	2300	1800			3100	2250	1750
	Front empty – rear parallel dozer – lowered	*6500	*6500	*6500	6500	*7950	4050	4250	*5800	2750	3100	*4000	2050			3100	*3150	2000
	Front parallel dozer – rear stabilizer – lowered	*6500	*6500	*6500	*7950	*7950	6600	*5800	*5800	4300	*4000	*4000	3150			*3150	*3150	3100
	Front stabilizer – rear stabilizer – lowered	*6500	*6500	*6500	*7950	*7950	*7950	*5800	*5800	5200	*4000	*4000	3800			*3150	*3150	*3150
	Wide axle – front empty – rear parallel dozer – lowered	*6500	*6500	*6500	6550	4700	4000	4300	3100	2700	3150	2300	2000			3100	2250	1950
-3000 mm	Front empty – rear parallel dozer – raised	*8600	*8600	6650	*6400	4750	3600	4300	3150	2450						*3450	2750	2150
	Front empty – rear parallel dozer – lowered	*8600	*8600	7650	*6400	*6400	4100	4250	*4550	2750						*3450	*3450	2400
	Front parallel dozer – rear stabilizer – lowered	*8600	*8600	*8600	*6400	*6400	*6400	*4550	*4550	4350						*3450	*3450	*3450
	Front stabilizer – rear stabilizer – lowered	*8600	*8600	*8600	*6400	*6400	*6400	*4550	*4550	*4550						*3450	*3450	*3450
	Wide axle – front empty – rear parallel dozer – lowered	*8600	*8600	7500	*6400	4750	4050	4350	3150	2750						*3450	2750	2400

*Limited by hydraulic rather than tipping load.

Oscillating axle needs to be locked. Weight of all lifting accessories must be subtracted from the lifting capacities. All lift capacities calculated and rated per ISO 10567:2007. Rated loads do not exceed 87% of hydraulic lift capacity or 75% of tipping load. Heavy Lift Function ON. Lifting capacities are based on the machine standing on a firm uniform supporting surface. The load point is the center line of the bucket pivot mounting pin on the stick. Lift capacity is calculated with VA cylinder completely extracted. The use of a work tool attachment point to handle/lift objects, could affect the machine lift performance.

Always refer to the appropriate Operation and Maintenance Manual for specific product information.

M318 Wheeled Excavator Specifications

Lift Capacities – Variable Adjustable Boom (17'1"), 9'6" Stick

All values are in lb, work tool: none, bucket cylinder and bucket linkage installed, counterweight: 8,160 lb, heavy lift function on.

Stick height	Undercarriage configuration	Load at maximum reach (sticknose/bucket pin)			Load over front			Load over rear			Load over side			Load point height			ft			
		10 ft	15 ft	20 ft	25 ft	10 ft	15 ft	20 ft	25 ft	10 ft	15 ft	20 ft	25 ft	10 ft	15 ft	20 ft				
25 ft	Front empty – rear parallel dozer – raised				*9,900	*9,900	*9,900											*6,600	*6,600	*6,600
	Front empty – rear parallel dozer – lowered				*9,900	*9,900	*9,900											*6,600	*6,600	*6,600
	Front parallel dozer – rear stabilizer – lowered				*9,900	*9,900	*9,900											*6,600	*6,600	*6,600
	Front stabilizer – rear stabilizer – lowered				*9,900	*9,900	*9,900											*6,600	*6,600	*6,600
	Wide axle – front empty – rear parallel dozer – lowered				*9,900	*9,900	*9,900											*6,600	*6,600	*6,600
20 ft	Front empty – rear parallel dozer – raised				*9,400	*9,400	*9,400	*9,400	8,100	6,500								*5,700	*5,700	5,000
	Front empty – rear parallel dozer – lowered				*9,400	*9,400	*9,400	*9,400	*9,400	7,200								*5,700	*5,700	5,600
	Front parallel dozer – rear stabilizer – lowered				*9,400	*9,400	*9,400	*9,400	*9,400	*9,400								*5,700	*5,700	*5,700
	Front stabilizer – rear stabilizer – lowered				*9,400	*9,400	*9,400	*9,400	*9,400	*9,400								*5,700	*5,700	*5,700
	Wide axle – front empty – rear parallel dozer – lowered				*9,400	*9,400	*9,400	*9,400	8,100	7,200								*5,700	*5,700	5,500
15 ft	Front empty – rear parallel dozer – raised				*10,500	*10,500	10,000	*10,200	7,900	6,400	*7,100	5,400	4,300					*5,400	5,200	4,100
	Front empty – rear parallel dozer – lowered				*10,500	*10,500	*10,500	*10,200	*10,200	7,100	*7,100	*7,100	4,800					*5,400	*5,400	4,600
	Front parallel dozer – rear stabilizer – lowered				*10,500	*10,500	*10,500	*10,200	*10,200	*10,200	*7,100	*7,100	*7,100					*5,400	*5,400	*5,400
	Front stabilizer – rear stabilizer – lowered				*10,500	*10,500	*10,500	*10,200	*10,200	*10,200	*7,100	*7,100	*7,100					*5,400	*5,400	*5,400
	Wide axle – front empty – rear parallel dozer – lowered				*10,500	*10,500	*10,500	*10,200	8,000	7,000	*7,100	5,400	4,800					*5,400	5,200	4,500
10 ft	Front empty – rear parallel dozer – raised				*14,700	11,800	9,200	10,100	7,600	6,000	7,100	5,300	4,200					*5,400	4,700	3,700
	Front empty – rear parallel dozer – lowered				*14,700	*14,700	10,300	10,000	*10,800	6,700	7,100	*8,700	4,700					*5,400	*5,400	4,100
	Front parallel dozer – rear stabilizer – lowered				*14,700	*14,700	*14,700	*10,800	*10,800	10,200	*8,700	*8,700	7,200					*5,400	*5,400	*5,400
	Front stabilizer – rear stabilizer – lowered				*14,700	*14,700	*14,700	*10,800	*10,800	*10,800	*8,700	*8,700	8,600					*5,400	*5,400	*5,400
	Wide axle – front empty – rear parallel dozer – lowered				*14,700	11,800	10,200	10,100	7,600	6,600	7,200	5,300	4,600					*5,400	4,700	4,100
5 ft	Front empty – rear parallel dozer – raised				14,800	10,900	8,400	9,600	7,200	5,600	6,900	5,100	4,000					*5,600	4,500	3,500
	Front empty – rear parallel dozer – lowered				14,700	*17,400	9,500	9,600	*11,800	6,300	6,900	*9,100	4,500					*5,600	*5,600	4,000
	Front parallel dozer – rear stabilizer – lowered				*17,400	*17,400	15,000	*11,800	*11,800	9,700	*9,100	*9,100	7,000					*5,600	*5,600	*5,600
	Front stabilizer – rear stabilizer – lowered				*17,400	*17,400	*17,400	*11,800	*11,800	11,700	*9,100	*9,100	8,400					*5,600	*5,600	*5,600
	Wide axle – front empty – rear parallel dozer – lowered				14,900	10,900	9,300	9,700	7,200	6,200	7,000	5,100	4,500					*5,600	4,500	3,900
0 ft	Front empty – rear parallel dozer – raised				14,200	10,300	7,900	9,300	6,800	5,300	6,800	5,000	3,900					*6,100	4,600	3,600
	Front empty – rear parallel dozer – lowered				14,100	*18,600	8,900	9,300	*12,900	6,000	6,700	*9,700	4,400					*6,100	*6,100	4,000
	Front parallel dozer – rear stabilizer – lowered				*18,600	*18,600	14,400	*12,900	*12,900	9,400	*9,700	*9,700	6,900					*6,100	*6,100	*6,100
	Front stabilizer – rear stabilizer – lowered				*18,600	*18,600	17,700	*12,900	*12,900	11,400	*9,700	*9,700	8,200					*6,100	*6,100	*6,100
	Wide axle – front empty – rear parallel dozer – lowered				14,300	10,300	8,800	9,400	6,900	5,900	6,800	5,000	4,300					*6,100	4,600	4,000
-5 ft	Front empty – rear parallel dozer – raised	*14,800	*14,800	14,000	14,000	10,100	7,700	9,200	6,700	5,200								6,800	5,000	3,900
	Front empty – rear parallel dozer – lowered	*14,800	*14,800	*14,800	13,900	*17,200	8,700	9,100	*12,500	5,900								6,800	*7,000	4,400
	Front parallel dozer – rear stabilizer – lowered	*14,800	*14,800	*14,800	*17,200	*17,200	14,200	*12,500	*12,500	9,300								*7,000	*7,000	6,900
	Front stabilizer – rear stabilizer – lowered	*14,800	*14,800	*14,800	*17,200	*17,200	*17,200	*12,500	*12,500	11,200								*7,000	*7,000	*7,000
	Wide axle – front empty – rear parallel dozer – lowered	*14,800	*14,800	*14,800	14,100	10,100	8,600	9,200	6,700	5,800								6,900	5,000	4,400
-10 ft	Front empty – rear parallel dozer – raised	*18,500	*18,500	14,300	*13,800	10,200	7,800	9,300	6,800	5,300								*7,500	6,100	4,800
	Front empty – rear parallel dozer – lowered	*18,500	*18,500	16,500	*13,800	*13,800	8,800	9,200	*9,600	6,000								*7,500	*7,500	5,400
	Front parallel dozer – rear stabilizer – lowered	*18,500	*18,500	*18,500	*13,800	*13,800	*13,800	*9,600	*9,600	9,400								*7,500	*7,500	*7,500
	Front stabilizer – rear stabilizer – lowered	*18,500	*18,500	*18,500	*13,800	*13,800	*13,800	*9,600	*9,600	*9,600								*7,500	*7,500	*7,500
	Wide axle – front empty – rear parallel dozer – lowered	*18,500	*18,500	16,200	*13,800	10,200	8,700	9,300	6,800	5,900								*7,500	6,100	5,300

*Limited by hydraulic rather than tipping load.

Oscillating axle needs to be locked. Weight of all lifting accessories must be subtracted from the lifting capacities. All lift capacities calculated and rated per ISO 10567:2007. Rated loads do not exceed 87% of hydraulic lift capacity or 75% of tipping load. Heavy Lift Function ON. Lifting capacities are based on the machine standing on a firm uniform supporting surface. The load point is the center line of the bucket pivot mounting pin on the stick. Lift capacity is calculated with VA cylinder completely extracted. The use of a work tool attachment point to handle/lift objects, could affect the machine lift performance.

Always refer to the appropriate Operation and Maintenance Manual for specific product information.

M318 Wheeled Excavator Specifications

Lift Capacities – Variable Adjustable Boom (5205 mm), 2.9 m Stick

All values are in kg, work tool: none, bucket cylinder and bucket linkage installed, counterweight: 4200 kg, heavy lift function on.

Stick length	Undercarriage configuration	Load at maximum reach (sticknose/bucket pin)			Load over front			Load over rear			Load over side			Load point height		
		3000 mm	4500 mm	6000 mm	7500 mm	3000 mm	4500 mm	6000 mm	7500 mm	3000 mm	4500 mm	6000 mm	7500 mm	3000 mm	4500 mm	6000 mm
9000 mm	Front empty – rear parallel dozer – raised													*4100	*4100	*4100
	Front empty – rear parallel dozer – lowered													*4100	*4100	*4100
	Front parallel dozer – rear stabilizer – lowered													*4100	*4100	*4100
	Front stabilizer – rear stabilizer – lowered													*4100	*4100	*4100
	Wide axle – front empty – rear parallel dozer – lowered													*4100	*4100	*4100
7500 mm	Front empty – rear parallel dozer – raised													*2950	*2950	*2950
	Front empty – rear parallel dozer – lowered													*2950	*2950	*2950
	Front parallel dozer – rear stabilizer – lowered													*2950	*2950	*2950
	Front stabilizer – rear stabilizer – lowered													*2950	*2950	*2950
	Wide axle – front empty – rear parallel dozer – lowered													*2950	*2950	*2950
6000 mm	Front empty – rear parallel dozer – raised				*4250	*4250	*4250	*4350	4050	3250				*2600	*2600	2400
	Front empty – rear parallel dozer – lowered				*4250	*4250	*4250	*4350	*4350	3600				*2600	*2600	*2600
	Front parallel dozer – rear stabilizer – lowered				*4250	*4250	*4250	*4350	*4350	*4350				*2600	*2600	*2600
	Front stabilizer – rear stabilizer – lowered				*4250	*4250	*4250	*4350	*4350	*4350				*2600	*2600	*2600
	Wide axle – front empty – rear parallel dozer – lowered				*4250	*4250	*4250	*4350	4050	3550				*2600	*2600	*2600
4500 mm	Front empty – rear parallel dozer – raised				*4850	*4850	*4850	*4700	3950	3200	3600	2700	2200	*2450	*2450	2000
	Front empty – rear parallel dozer – lowered				*4850	*4850	*4850	*4700	*4700	3500	3550	*3650	2450	*2450	*2450	2250
	Front parallel dozer – rear stabilizer – lowered				*4850	*4850	*4850	*4700	*4700	*4700	*3650	*3650	3600	*2450	*2450	*2450
	Front stabilizer – rear stabilizer – lowered				*4850	*4850	*4850	*4700	*4700	*4700	*3650	*3650	*3650	*2450	*2450	*2450
	Wide axle – front empty – rear parallel dozer – lowered				*4850	*4850	*4850	*4700	3950	3500	3600	2750	2400	*2450	*2450	2200
3000 mm	Front empty – rear parallel dozer – raised				*6800	5850	4600	4950	3750	3000	3500	2650	2100	*2450	2300	1800
	Front empty – rear parallel dozer – lowered				*6800	*6800	5100	4950	*5000	3350	3500	*4000	2350	*2450	*2450	2050
	Front parallel dozer – rear stabilizer – lowered				*6800	*6800	*6800	*5000	*5000	*5000	*4000	*4000	3550	*2450	*2450	*2450
	Front stabilizer – rear stabilizer – lowered				*6800	*6800	*6800	*5000	*5000	*5000	*4000	*4000	*4000	*2450	*2450	*2450
	Wide axle – front empty – rear parallel dozer – lowered				*6800	5850	5050	5000	3800	3300	3550	2650	2350	*2450	2300	2000
1500 mm	Front empty – rear parallel dozer – raised				7300	5400	4200	4750	3550	2850	3450	2550	2050	*2550	2200	1750
	Front empty – rear parallel dozer – lowered				7250	*8100	4700	4750	*5450	3150	3400	*4200	2300	*2550	*2550	1950
	Front parallel dozer – rear stabilizer – lowered				*8100	*8100	7400	*5450	*5450	4800	*4200	*4200	3450	*2550	*2550	*2550
	Front stabilizer – rear stabilizer – lowered				*8100	*8100	*8100	*5450	*5450	*5450	*4200	*4200	4100	*2550	*2550	*2550
	Wide axle – front empty – rear parallel dozer – lowered				7350	5400	4650	4800	3600	3100	3450	2600	2250	*2550	2200	1950
0 mm	Front empty – rear parallel dozer – raised				7000	5150	3950	4600	3450	2700	3350	2500	2000	*2750	2250	1750
	Front empty – rear parallel dozer – lowered				7000	*8550	4450	4600	*6000	3000	3350	*4450	2200	*2750	*2750	2000
	Front parallel dozer – rear stabilizer – lowered				*8550	*8550	7100	*6000	*6000	4650	*4450	*4450	3400	*2750	*2750	*2750
	Front stabilizer – rear stabilizer – lowered				*8550	*8550	*8550	*6000	*6000	5600	*4450	*4450	4050	*2750	*2750	*2750
	Wide axle – front empty – rear parallel dozer – lowered				7050	5150	4400	4650	3450	3000	3400	2500	2200	*2750	2250	1950
-1500 mm	Front empty – rear parallel dozer – raised	*6500	*6500	*6500	6950	5050	3900	4550	3350	2650	3350	2500	1950	*3150	2450	1950
	Front empty – rear parallel dozer – lowered	*6500	*6500	*6500	6900	*7950	4400	4500	*5800	2950	3350	*4000	2200	*3150	*3150	2200
	Front parallel dozer – rear stabilizer – lowered	*6500	*6500	*6500	*7950	*7950	7000	*5800	*5800	4600	*4000	*4000	3400	*3150	*3150	*3150
	Front stabilizer – rear stabilizer – lowered	*6500	*6500	*6500	*7950	*7950	*7950	*5800	*5800	5550	*4000	*4000	*4000	*3150	*3150	*3150
	Wide axle – front empty – rear parallel dozer – lowered	*6500	*6500	*6500	7000	5100	4350	4550	3400	2900	3350	2500	2200	*3150	2450	2150
-3000 mm	Front empty – rear parallel dozer – raised	*8600	*8600	7150	*6400	5100	3950	*4550	3400	2650				*3450	2950	2350
	Front empty – rear parallel dozer – lowered	*8600	*8600	8250	*6400	*6400	4450	*4550	*4550	3000				*3450	*3450	2600
	Front parallel dozer – rear stabilizer – lowered	*8600	*8600	*8600	*6400	*6400	*6400	*4550	*4550	*4550				*3450	*3450	*3450
	Front stabilizer – rear stabilizer – lowered	*8600	*8600	*8600	*6400	*6400	*6400	*4550	*4550	*4550				*3450	*3450	*3450
	Wide axle – front empty – rear parallel dozer – lowered	*8600	*8600	8100	*6400	5150	4400	*4550	3400	2950				*3450	2950	2600

*Limited by hydraulic rather than tipping load.

Oscillating axle needs to be locked. Weight of all lifting accessories must be subtracted from the lifting capacities. All lift capacities calculated and rated per ISO 10567:2007. Rated loads do not exceed 87% of hydraulic lift capacity or 75% of tipping load. Heavy Lift Function ON. Lifting capacities are based on the machine standing on a firm uniform supporting surface. The load point is the center line of the bucket pivot mounting pin on the stick. Lift capacity is calculated with VA cylinder completely extracted. The use of a work tool attachment point to handle/lift objects, could affect the machine lift performance.

Always refer to the appropriate Operation and Maintenance Manual for specific product information.

M318 Wheeled Excavator Specifications

Lift Capacities – Variable Adjustable Boom (17'1"), 9'6" Stick

All values are in lb, work tool: none, bucket cylinder and bucket linkage installed, counterweight: 9,260 lb, heavy lift function on.

Stick height	Undercarriage configuration	Load at maximum reach (sticknose/bucket pin)			Load over front			Load over rear			Load over side			Load point height			ft		
		10 ft	15 ft	20 ft	25 ft	10 ft	15 ft	20 ft	25 ft	10 ft	15 ft	20 ft	25 ft	10 ft	15 ft	20 ft			
25 ft	Front empty – rear parallel dozer – raised				*9,900	*9,900	*9,900										*6,600	*6,600	*6,600
	Front empty – rear parallel dozer – lowered				*9,900	*9,900	*9,900										*6,600	*6,600	*6,600
	Front parallel dozer – rear stabilizer – lowered				*9,900	*9,900	*9,900										*6,600	*6,600	*6,600
	Front stabilizer – rear stabilizer – lowered				*9,900	*9,900	*9,900										*6,600	*6,600	*6,600
	Wide axle – front empty – rear parallel dozer – lowered				*9,900	*9,900	*9,900										*6,600	*6,600	*6,600
20 ft	Front empty – rear parallel dozer – raised				*9,400	*9,400	*9,400	*9,400	8,700	7,000							*5,700	*5,700	5,400
	Front empty – rear parallel dozer – lowered				*9,400	*9,400	*9,400	*9,400	*9,400	7,700							*5,700	*5,700	*5,700
	Front parallel dozer – rear stabilizer – lowered				*9,400	*9,400	*9,400	*9,400	*9,400	*9,400							*5,700	*5,700	*5,700
	Front stabilizer – rear stabilizer – lowered				*9,400	*9,400	*9,400	*9,400	*9,400	*9,400							*5,700	*5,700	*5,700
	Wide axle – front empty – rear parallel dozer – lowered				*9,400	*9,400	*9,400	*9,400	8,700	7,700							*5,700	*5,700	*5,700
15 ft	Front empty – rear parallel dozer – raised				*10,500	*10,500	*10,500	*10,200	8,500	6,800	*7,100	5,800	4,700				*5,400	*5,400	4,500
	Front empty – rear parallel dozer – lowered				*10,500	*10,500	*10,500	*10,200	*10,200	7,600	*7,100	*7,100	5,200				*5,400	*5,400	5,000
	Front parallel dozer – rear stabilizer – lowered				*10,500	*10,500	*10,500	*10,200	*10,200	*10,200	*7,100	*7,100	*7,100				*5,400	*5,400	*5,400
	Front stabilizer – rear stabilizer – lowered				*10,500	*10,500	*10,500	*10,200	*10,200	*10,200	*7,100	*7,100	*7,100				*5,400	*5,400	*5,400
	Wide axle – front empty – rear parallel dozer – lowered				*10,500	*10,500	*10,500	*10,200	8,500	7,500	*7,100	5,800	5,100				*5,400	*5,400	4,900
10 ft	Front empty – rear parallel dozer – raised				*14,700	12,600	9,900	10,700	8,100	6,500	7,600	5,700	4,600				*5,400	5,000	4,000
	Front empty – rear parallel dozer – lowered				*14,700	*14,700	11,000	10,600	*10,800	7,200	7,500	*8,700	5,100				*5,400	*5,400	4,500
	Front parallel dozer – rear stabilizer – lowered				*14,700	*14,700	*14,700	*10,800	*10,800	10,800	*8,700	*8,700	7,600				*5,400	*5,400	*5,400
	Front stabilizer – rear stabilizer – lowered				*14,700	*14,700	*14,700	*10,800	*10,800	*10,800	*8,700	*8,700	*8,700				*5,400	*5,400	*5,400
	Wide axle – front empty – rear parallel dozer – lowered				*14,700	12,600	10,900	10,700	8,100	7,100	7,600	5,700	5,000				*5,400	5,100	4,400
5 ft	Front empty – rear parallel dozer – raised				15,700	11,700	9,100	10,300	7,700	6,100	7,400	5,500	4,400				*5,600	4,900	3,800
	Front empty – rear parallel dozer – lowered				15,600	*17,400	10,200	10,200	*11,800	6,800	7,400	*9,100	4,900				*5,600	*5,600	4,300
	Front parallel dozer – rear stabilizer – lowered				*17,400	*17,400	15,900	*11,800	*11,800	10,400	*9,100	*9,100	7,500				*5,600	*5,600	*5,600
	Front stabilizer – rear stabilizer – lowered				*17,400	*17,400	*17,400	*11,800	*11,800	*11,800	*9,100	*9,100	8,900				*5,600	*5,600	*5,600
	Wide axle – front empty – rear parallel dozer – lowered				15,800	11,700	10,000	10,300	7,700	6,700	7,400	5,600	4,900				*5,600	4,900	4,300
0 ft	Front empty – rear parallel dozer – raised				15,100	11,100	8,500	9,900	7,400	5,800	7,200	5,400	4,300				*6,100	5,000	3,900
	Front empty – rear parallel dozer – lowered				15,000	*18,600	9,600	9,900	*12,900	6,500	7,200	*9,700	4,800				*6,100	*6,100	4,400
	Front parallel dozer – rear stabilizer – lowered				*18,600	*18,600	15,300	*12,900	*12,900	10,000	*9,700	*9,700	7,300				*6,100	*6,100	*6,100
	Front stabilizer – rear stabilizer – lowered				*18,600	*18,600	*18,600	*12,900	*12,900	12,100	*9,700	*9,700	8,700				*6,100	*6,100	*6,100
	Wide axle – front empty – rear parallel dozer – lowered				15,200	11,100	9,500	10,000	7,400	6,400	7,300	5,400	4,700				*6,100	5,000	4,300
-5 ft	Front empty – rear parallel dozer – raised	*14,800	*14,800	*14,800	14,900	10,900	8,400	9,800	7,300	5,700							*7,000	5,400	4,300
	Front empty – rear parallel dozer – lowered	*14,800	*14,800	*14,800	14,800	*17,200	9,500	9,700	*12,500	6,400							*7,000	*7,000	4,800
	Front parallel dozer – rear stabilizer – lowered	*14,800	*14,800	*14,800	*17,200	*17,200	15,100	*12,500	*12,500	9,900							*7,000	*7,000	*7,000
	Front stabilizer – rear stabilizer – lowered	*14,800	*14,800	*14,800	*17,200	*17,200	*17,200	*12,500	*12,500	11,900							*7,000	*7,000	*7,000
	Wide axle – front empty – rear parallel dozer – lowered	*14,800	*14,800	*14,800	15,000	10,900	9,300	9,900	7,300	6,300							*7,000	5,400	4,700
-10 ft	Front empty – rear parallel dozer – raised	*18,500	*18,500	15,400	*13,800	11,000	8,500	*9,600	7,400	5,800							*7,500	6,600	5,200
	Front empty – rear parallel dozer – lowered	*18,500	*18,500	17,700	*13,800	*13,800	9,600	*9,600	*9,600	6,500							*7,500	*7,500	5,800
	Front parallel dozer – rear stabilizer – lowered	*18,500	*18,500	*18,500	*13,800	*13,800	*13,800	*9,600	*9,600	*9,600							*7,500	*7,500	*7,500
	Front stabilizer – rear stabilizer – lowered	*18,500	*18,500	*18,500	*13,800	*13,800	*13,800	*9,600	*9,600	*9,600							*7,500	*7,500	*7,500
	Wide axle – front empty – rear parallel dozer – lowered	*18,500	*18,500	17,400	*13,800	11,000	9,400	*9,600	7,400	6,400							*7,500	6,600	5,700

*Limited by hydraulic rather than tipping load.

Oscillating axle needs to be locked. Weight of all lifting accessories must be subtracted from the lifting capacities. All lift capacities calculated and rated per ISO 10567:2007. Rated loads do not exceed 87% of hydraulic lift capacity or 75% of tipping load. Heavy Lift Function ON. Lifting capacities are based on the machine standing on a firm uniform supporting surface. The load point is the center line of the bucket pivot mounting pin on the stick. Lift capacity is calculated with VA cylinder completely extracted. The use of a work tool attachment point to handle/lift objects, could affect the machine lift performance.

Always refer to the appropriate Operation and Maintenance Manual for specific product information.

M318 Wheeled Excavator Specifications

Lift Capacities – One-Piece Boom 5100 mm, 2.2 m Stick

All values are in kg, work tool: none, bucket cylinder and bucket linkage installed, counterweight: 3700 kg, heavy lift function on.

Stick height	Undercarriage configuration	Load at maximum reach (sticknose/bucket pin)			Load over front			Load over rear			Load over side			Load point height	mm	
		3000 mm	4500 mm	6000 mm	3000 mm	4500 mm	6000 mm	3000 mm	4500 mm	6000 mm	3000 mm	4500 mm	6000 mm			
7500 mm	Front empty – rear parallel dozer – raised												*4300	*4300	*4300	4640
	Front empty – rear parallel dozer – lowered												*4300	*4300	*4300	
	Front parallel dozer – rear stabilizer – lowered												*4300	*4300	*4300	
	Front stabilizer – rear stabilizer – lowered												*4300	*4300	*4300	
	Wide axle – front empty – rear parallel dozer – lowered												*4300	*4300	*4300	
6000 mm	Front empty – rear parallel dozer – raised							*4300	3650	2950			*3600	3550	2850	6120
	Front empty – rear parallel dozer – lowered							*4300	*4300	3250			*3600	*3600	3150	
	Front parallel dozer – rear stabilizer – lowered							*4300	*4300	*4300			*3600	*3600	*3600	
	Front stabilizer – rear stabilizer – lowered							*4300	*4300	*4300			*3600	*3600	*3600	
	Wide axle – front empty – rear parallel dozer – lowered							*4300	3650	3250			*3600	3550	3100	
4500 mm	Front empty – rear parallel dozer – raised				*7050	5700	4550	4750	3600	2900			*3400	2800	2250	6960
	Front empty – rear parallel dozer – lowered				*7050	*7050	5050	4750	*5800	3250			*3400	*3400	2500	
	Front parallel dozer – rear stabilizer – lowered				*7050	*7050	*7050	*5800	*5800	4800			*3400	*3400	*3400	
	Front stabilizer – rear stabilizer – lowered				*7050	*7050	*7050	*5800	*5800	5750			*3400	*3400	*3400	
	Wide axle – front empty – rear parallel dozer – lowered				*7050	5700	5000	4800	3650	3200			*3400	2850	2500	
3000 mm	Front empty – rear parallel dozer – raised				7150	5350	4200	4600	3450	2750			3350	2500	2000	7390
	Front empty – rear parallel dozer – lowered				7150	*8150	4700	4600	*6150	3100			3350	*3400	2250	
	Front parallel dozer – rear stabilizer – lowered				*8150	*8150	7250	*6150	*6150	4650			*3400	*3400	3400	
	Front stabilizer – rear stabilizer – lowered				*8150	*8150	*8150	*6150	*6150	5550			*3400	*3400	*3400	
	Wide axle – front empty – rear parallel dozer – lowered				7200	5350	4600	4650	3500	3050			3350	2500	2200	
1500 mm	Front empty – rear parallel dozer – raised				6800	5000	3850	4450	3300	2600			3250	2400	1900	7490
	Front empty – rear parallel dozer – lowered				6750	*8800	4350	4450	*6400	2950			3200	*3550	2150	
	Front parallel dozer – rear stabilizer – lowered				*8800	*8800	6900	*6400	*6400	4500			*3550	*3550	3250	
	Front stabilizer – rear stabilizer – lowered				*8800	*8800	8400	*6400	*6400	5400			*3550	*3550	*3550	
	Wide axle – front empty – rear parallel dozer – lowered				6850	5000	4300	4500	3300	2900			3250	2400	2100	
0 mm	Front empty – rear parallel dozer – raised				6600	4800	3700	4350	3200	2500			3350	2450	1950	7270
	Front empty – rear parallel dozer – lowered				6600	*8450	4200	4350	*6150	2850			3300	*3950	2200	
	Front parallel dozer – rear stabilizer – lowered				*8450	*8450	6700	*6150	*6150	4400			*3950	*3950	3350	
	Front stabilizer – rear stabilizer – lowered				*8450	*8450	8200	*6150	*6150	5300			*3950	*3950	*3950	
	Wide axle – front empty – rear parallel dozer – lowered				6650	4800	4150	4400	3200	2800			3350	2450	2150	
-1500 mm	Front empty – rear parallel dozer – raised	*8250	*8250	6700	6600	4800	3700	4300	3200	2500			3750	2750	2200	6690
	Front empty – rear parallel dozer – lowered	*8250	*8250	7700	6550	*7200	4150	4300	*5250	2800			3700	*4150	2450	
	Front parallel dozer – rear stabilizer – lowered	*8250	*8250	*8250	*7200	*7200	6650	*5250	*5250	4350			*4150	*4150	3750	
	Front stabilizer – rear stabilizer – lowered	*8250	*8250	*8250	*7200	*7200	*7200	*5250	*5250	*5250			*4150	*4150	*4150	
	Wide axle – front empty – rear parallel dozer – lowered	*8250	*8250	7600	6600	4800	4100	4350	3200	2800			3750	2750	2400	
-3000 mm	Front empty – rear parallel dozer – raised	*6150	*6150	*6150	*5000	4850	3750						*3300	*3300	2800	5660
	Front empty – rear parallel dozer – lowered	*6150	*6150	*6150	*5000	*5000	4250						*3300	*3300	3150	
	Front parallel dozer – rear stabilizer – lowered	*6150	*6150	*6150	*5000	*5000	*5000						*3300	*3300	*3300	
	Front stabilizer – rear stabilizer – lowered	*6150	*6150	*6150	*5000	*5000	*5000						*3300	*3300	*3300	
	Wide axle – front empty – rear parallel dozer – lowered	*6150	*6150	*6150	*5000	4900	4200						*3300	*3300	3100	

*Limited by hydraulic rather than tipping load.

Oscillating axle needs to be locked. Weight of all lifting accessories must be subtracted from the lifting capacities. All lift capacities calculated and rated per ISO 10567:2007. Rated loads do not exceed 87% of hydraulic lift capacity or 75% of tipping load. Heavy Lift Function ON. Lifting capacities are based on the machine standing on a firm uniform supporting surface. The load point is the center line of the bucket pivot mounting pin on the stick. The use of a work tool attachment point to handle/lift objects, could affect the machine lift performance.

Always refer to the appropriate Operation and Maintenance Manual for specific product information.

M318 Wheeled Excavator Specifications

Lift Capacities – One-Piece Boom 16'9", 7'3" Stick

All values are in lb, work tool: none, bucket cylinder and bucket linkage installed, counterweight: 8,160 lb, heavy lift function on.

Stick height	Undercarriage configuration	Load at maximum reach (sticknose/bucket pin)			Load over front			Load over rear			Load over side			Load point height ft			
		10 ft	15 ft	20 ft	10 ft	15 ft	20 ft	10 ft	15 ft	20 ft	10 ft	15 ft	20 ft				
25 ft	Front empty – rear parallel dozer – raised													*9,600	*9,600	*9,600	14.70
	Front empty – rear parallel dozer – lowered													*9,600	*9,600	*9,600	
	Front parallel dozer – rear stabilizer – lowered													*9,600	*9,600	*9,600	
	Front stabilizer – rear stabilizer – lowered													*9,600	*9,600	*9,600	
	Wide axle – front empty – rear parallel dozer – lowered													*9,600	*9,600	*9,600	
20 ft	Front empty – rear parallel dozer – raised													*8,000	*7,900	*6,400	19.85
	Front empty – rear parallel dozer – lowered													*8,000	*8,000	*7,100	
	Front parallel dozer – rear stabilizer – lowered													*8,000	*8,000	*8,000	
	Front stabilizer – rear stabilizer – lowered													*8,000	*8,000	*8,000	
	Wide axle – front empty – rear parallel dozer – lowered													*8,000	*8,000	*7,000	
15 ft	Front empty – rear parallel dozer – raised				*15,300	12,300	9,800	10,300	7,800	6,300	*7,500	6,300	5,000	*7,500	*7,500	*5,600	22.74
	Front empty – rear parallel dozer – lowered				*15,300	*15,300	10,900	10,200	*12,700	6,900	*7,500	*7,500	*7,500	*7,500	*7,500	*7,500	
	Front parallel dozer – rear stabilizer – lowered				*15,300	*15,300	*15,300	*12,700	*12,700	10,400	*7,500	*7,500	*7,500	*7,500	*7,500	*7,500	
	Front stabilizer – rear stabilizer – lowered				*15,300	*15,300	*15,300	*12,700	*12,700	12,300	*7,500	*7,500	*7,500	*7,500	*7,500	*7,500	
	Wide axle – front empty – rear parallel dozer – lowered				*15,300	12,300	10,700	10,300	7,800	6,900	*7,500	6,300	5,500	*7,500	6,300	5,500	
10 ft	Front empty – rear parallel dozer – raised				15,400	11,500	9,000	10,000	7,500	6,000	7,400	5,500	4,400	*7,500	*7,500	*7,500	24.21
	Front empty – rear parallel dozer – lowered				15,400	*17,600	10,100	9,900	*13,400	6,700	7,400	*7,500	4,900	*7,500	*7,500	*7,500	
	Front parallel dozer – rear stabilizer – lowered				*17,600	*17,600	15,600	*13,400	*13,400	10,100	*7,500	*7,500	*7,500	*7,500	*7,500	*7,500	
	Front stabilizer – rear stabilizer – lowered				*17,600	*17,600	*17,600	*13,400	*13,400	12,000	*7,500	*7,500	*7,500	*7,500	*7,500	*7,500	
	Wide axle – front empty – rear parallel dozer – lowered				15,500	11,500	10,000	10,000	7,500	6,600	7,500	5,600	4,900	7,500	5,600	4,900	
5 ft	Front empty – rear parallel dozer – raised				14,600	10,700	8,300	9,600	7,200	5,700	7,100	5,300	4,200	*7,800	*7,800	*7,800	24.57
	Front empty – rear parallel dozer – lowered				14,600	*19,000	9,400	9,600	*13,800	6,300	7,100	*7,800	4,700	*7,800	*7,800	*7,800	
	Front parallel dozer – rear stabilizer – lowered				*19,000	*19,000	14,800	*13,800	*13,800	9,700	*7,800	*7,800	*7,800	*7,800	*7,800	*7,800	
	Front stabilizer – rear stabilizer – lowered				*19,000	*19,000	18,100	*13,800	*13,800	11,600	*7,800	*7,800	*7,800	*7,800	*7,800	*7,800	
	Wide axle – front empty – rear parallel dozer – lowered				14,700	10,800	9,300	9,700	7,200	6,300	7,200	5,300	4,600	7,200	5,300	4,600	
0 ft	Front empty – rear parallel dozer – raised				14,200	10,400	8,000	9,400	6,900	5,400	7,300	5,400	4,300	*8,700	*8,700	*8,700	23.85
	Front empty – rear parallel dozer – lowered				14,200	*18,300	9,000	9,300	*13,300	6,100	7,300	*8,700	4,800	*8,700	*8,700	*8,700	
	Front parallel dozer – rear stabilizer – lowered				*18,300	*18,300	14,400	*13,300	*13,300	9,500	*8,700	*8,700	*8,700	*8,700	*8,700	*8,700	
	Front stabilizer – rear stabilizer – lowered				*18,300	*18,300	17,600	*13,300	*13,300	11,400	*8,700	*8,700	*8,700	*8,700	*8,700	*8,700	
	Wide axle – front empty – rear parallel dozer – lowered				14,300	10,400	8,900	9,400	6,900	6,000	7,400	5,500	4,800	7,400	5,500	4,800	
-5 ft	Front empty – rear parallel dozer – raised	*19,000	*19,000	14,400	14,200	10,300	7,900	9,300	6,900	5,400	8,300	6,100	4,800	*9,200	*9,200	*9,200	21.92
	Front empty – rear parallel dozer – lowered	*19,000	*19,000	16,600	14,100	*15,600	9,000	9,300	*11,200	6,100	8,200	*9,200	5,400	*9,200	*9,200	*9,200	
	Front parallel dozer – rear stabilizer – lowered	*19,000	*19,000	*19,000	*15,600	*15,600	14,300	*11,200	*11,200	9,400	*9,200	*9,200	*9,200	*9,200	*9,200	*9,200	
	Front stabilizer – rear stabilizer – lowered	*19,000	*19,000	*19,000	*15,600	*15,600	*15,600	*11,200	*11,200	*11,200	*9,200	*9,200	*9,200	*9,200	*9,200	*9,200	
	Wide axle – front empty – rear parallel dozer – lowered	*19,000	*19,000	16,300	14,200	10,300	8,800	9,400	6,900	6,000	8,300	6,100	5,300	8,300	6,100	5,300	
-10 ft	Front empty – rear parallel dozer – raised	*13,300	*13,300	*13,300	*10,600	10,500	8,100				*7,100	*7,100	6,200	*7,100	*7,100	7,000	18.44
	Front empty – rear parallel dozer – lowered	*13,300	*13,300	*13,300	*10,600	*10,600	9,200				*7,100	*7,100	7,000	*7,100	*7,100	*7,100	
	Front parallel dozer – rear stabilizer – lowered	*13,300	*13,300	*13,300	*10,600	*10,600	*10,600				*7,100	*7,100	*7,100	*7,100	*7,100	*7,100	
	Front stabilizer – rear stabilizer – lowered	*13,300	*13,300	*13,300	*10,600	*10,600	*10,600				*7,100	*7,100	*7,100	*7,100	*7,100	*7,100	
	Wide axle – front empty – rear parallel dozer – lowered	*13,300	*13,300	*13,300	*10,600	10,500	9,000				*7,100	*7,100	6,900	*7,100	*7,100	6,900	

*Limited by hydraulic rather than tipping load.

Oscillating axle needs to be locked. Weight of all lifting accessories must be subtracted from the lifting capacities. All lift capacities calculated and rated per ISO 10567:2007. Rated loads do not exceed 87% of hydraulic lift capacity or 75% of tipping load. Heavy Lift Function ON. Lifting capacities are based on the machine standing on a firm uniform supporting surface. The load point is the center line of the bucket pivot mounting pin on the stick. The use of a work tool attachment point to handle/lift objects, could affect the machine lift performance.

Always refer to the appropriate Operation and Maintenance Manual for specific product information.

M318 Wheeled Excavator Specifications

Lift Capacities – One-Piece Boom 5100 mm, 2.2 m Stick

All values are in kg, work tool: none, bucket cylinder and bucket linkage installed, counterweight: 4200 kg, heavy lift function on.

Stick length	Undercarriage configuration	Load at maximum reach (sticknose/bucket pin)			Load over front			Load over rear			Load over side			Load point height	mm	
		3000 mm	4500 mm	6000 mm	3000 mm	4500 mm	6000 mm	3000 mm	4500 mm	6000 mm	3000 mm	4500 mm	6000 mm			
7500 mm	Front empty – rear parallel dozer – raised													*4300	*4300	*4300
	Front empty – rear parallel dozer – lowered													*4300	*4300	*4300
	Front parallel dozer – rear stabilizer – lowered													*4300	*4300	*4300
	Front stabilizer – rear stabilizer – lowered													*4300	*4300	*4300
	Wide axle – front empty – rear parallel dozer – lowered													*4300	*4300	*4300
6000 mm	Front empty – rear parallel dozer – raised							*4300	3900	3150				*3600	*3600	3050
	Front empty – rear parallel dozer – lowered							*4300	*4300	3500				*3600	*3600	3350
	Front parallel dozer – rear stabilizer – lowered							*4300	*4300	*4300				*3600	*3600	*3600
	Front stabilizer – rear stabilizer – lowered							*4300	*4300	*4300				*3600	*3600	*3600
	Wide axle – front empty – rear parallel dozer – lowered							*4300	3900	3450				*3600	*3600	3350
4500 mm	Front empty – rear parallel dozer – raised				*7050	6100	4850	5050	3850	3150				*3400	3050	2450
	Front empty – rear parallel dozer – lowered				*7050	*7050	5400	5050	*5800	3450				*3400	*3400	2700
	Front parallel dozer – rear stabilizer – lowered				*7050	*7050	*7050	*5800	*5800	5100				*3400	*3400	*3400
	Front stabilizer – rear stabilizer – lowered				*7050	*7050	*7050	*5800	*5800	*5800				*3400	*3400	*3400
	Wide axle – front empty – rear parallel dozer – lowered				*7050	6100	5300	5100	3900	3400				*3400	3050	2700
3000 mm	Front empty – rear parallel dozer – raised				7600	5700	4500	4900	3750	3000				*3400	2700	2150
	Front empty – rear parallel dozer – lowered				7550	*8150	5000	4900	*6150	3300				*3400	*3400	2400
	Front parallel dozer – rear stabilizer – lowered				*8150	*8150	7650	*6150	*6150	4950				*3400	*3400	*3400
	Front stabilizer – rear stabilizer – lowered				*8150	*8150	*8150	*6150	*6150	5900				*3400	*3400	*3400
	Wide axle – front empty – rear parallel dozer – lowered				7650	5700	4950	4950	3750	3300				*3400	2700	2400
1500 mm	Front empty – rear parallel dozer – raised				7200	5350	4200	4750	3550	2850				3450	2600	2050
	Front empty – rear parallel dozer – lowered				7200	*8800	4700	4700	*6400	3150				*3550	*3550	2300
	Front parallel dozer – rear stabilizer – lowered				*8800	*8800	7300	*6400	*6400	4800				*3550	*3550	3500
	Front stabilizer – rear stabilizer – lowered				*8800	*8800	*8800	*6400	*6400	5700				*3550	*3550	*3550
	Wide axle – front empty – rear parallel dozer – lowered				7250	5350	4600	4750	3600	3150				3450	2600	2300
0 mm	Front empty – rear parallel dozer – raised				7050	5200	4000	4650	3450	2750				3550	2650	2150
	Front empty – rear parallel dozer – lowered				7000	*8450	4500	4600	*6150	3050				3550	*3950	2350
	Front parallel dozer – rear stabilizer – lowered				*8450	*8450	7100	*6150	*6150	4700				*3950	*3950	3600
	Front stabilizer – rear stabilizer – lowered				*8450	*8450	*8450	*6150	*6150	5600				*3950	*3950	*3950
	Wide axle – front empty – rear parallel dozer – lowered				7100	5200	4450	4650	3500	3050				3600	2700	2350
-1500 mm	Front empty – rear parallel dozer – raised	*8250	*8250	7250	7000	5150	4000	4600	3450	2700				4000	3000	2400
	Front empty – rear parallel dozer – lowered	*8250	*8250	*8250	6950	*7200	4500	4600	*5250	3050				3950	*4150	2650
	Front parallel dozer – rear stabilizer – lowered	*8250	*8250	*8250	*7200	*7200	7100	*5250	*5250	4650				*4150	*4150	4000
	Front stabilizer – rear stabilizer – lowered	*8250	*8250	*8250	*7200	*7200	*7200	*5250	*5250	*5250				*4150	*4150	*4150
	Wide axle – front empty – rear parallel dozer – lowered	*8250	*8250	8200	7050	5150	4450	4650	3450	3000				4000	3000	2600
-3000 mm	Front empty – rear parallel dozer – raised	*6150	*6150	*6150	*5000	*5000	4100							*3300	*3300	3050
	Front empty – rear parallel dozer – lowered	*6150	*6150	*6150	*5000	*5000	4600							*3300	*3300	*3300
	Front parallel dozer – rear stabilizer – lowered	*6150	*6150	*6150	*5000	*5000	*5000							*3300	*3300	*3300
	Front stabilizer – rear stabilizer – lowered	*6150	*6150	*6150	*5000	*5000	*5000							*3300	*3300	*3300
	Wide axle – front empty – rear parallel dozer – lowered	*6150	*6150	*6150	*5000	*5000	4500							*3300	*3300	*3300

*Limited by hydraulic rather than tipping load.




















Oscillating axle needs to be locked. Weight of all lifting accessories must be subtracted from the lifting capacities. All lift capacities calculated and rated per ISO 10567:2007. Rated loads do not exceed 87% of hydraulic lift capacity or 75% of tipping load. Heavy Lift Function ON. Lifting capacities are based on the machine standing on a firm uniform supporting surface. The load point is the center line of the bucket pivot mounting pin on the stick. The use of a work tool attachment point to handle/lift objects, could affect the machine lift performance.

Always refer to the appropriate Operation and Maintenance Manual for specific product information.

M318 Wheeled Excavator Specifications

Lift Capacities – One-Piece Boom 16'9", 7'3" Stick

All values are in lb, work tool: none, bucket cylinder and bucket linkage installed, counterweight: 9,260 lb, heavy lift function on.

		 Load at maximum reach (sticknose/bucket pin)			 Load over front			 Load over rear			 Load over side			 Load point height			
	Undercarriage configuration	10 ft			15 ft			20 ft						ft			
																	
25 ft	Front empty – rear parallel dozer – raised													*9,600	*9,600	*9,600	14.70
	Front empty – rear parallel dozer – lowered													*9,600	*9,600	*9,600	
	Front parallel dozer – rear stabilizer – lowered													*9,600	*9,600	*9,600	
	Front stabilizer – rear stabilizer – lowered													*9,600	*9,600	*9,600	
	Wide axle – front empty – rear parallel dozer – lowered													*9,600	*9,600	*9,600	
20 ft	Front empty – rear parallel dozer – raised													*8,000	*8,000	6,900	19.85
	Front empty – rear parallel dozer – lowered													*8,000	*8,000	7,600	
	Front parallel dozer – rear stabilizer – lowered													*8,000	*8,000	*8,000	
	Front stabilizer – rear stabilizer – lowered													*8,000	*8,000	*8,000	
	Wide axle – front empty – rear parallel dozer – lowered													*8,000	*8,000	7,500	
15 ft	Front empty – rear parallel dozer – raised				*15,300	13,100	10,500	10,900	8,300	6,700	*7,500	6,700	5,400	*7,500	*7,500	6,000	22.74
	Front empty – rear parallel dozer – lowered				*15,300	*15,300	11,600	10,800	*12,700	7,400	*7,500	*7,500	6,000	*7,500	*7,500	*7,500	
	Front parallel dozer – rear stabilizer – lowered				*15,300	*15,300	*15,300	*12,700	*12,700	11,000	*7,500	*7,500	*7,500	*7,500	*7,500	*7,500	
	Front stabilizer – rear stabilizer – lowered				*15,300	*15,300	*15,300	*12,700	*12,700	*12,700	*7,500	*7,500	*7,500	*7,500	*7,500	*7,500	
	Wide axle – front empty – rear parallel dozer – lowered				*15,300	13,100	11,500	10,900	8,400	7,400	*7,500	6,800	6,000	*7,500	6,800	6,000	
10 ft	Front empty – rear parallel dozer – raised				16,400	12,300	9,700	10,600	8,000	6,500	*7,500	6,000	4,800	*7,500	*7,500	5,300	24.21
	Front empty – rear parallel dozer – lowered				16,300	*17,600	10,800	10,500	*13,400	7,200	*7,500	*7,500	5,300	*7,500	*7,500	*7,500	
	Front parallel dozer – rear stabilizer – lowered				*17,600	*17,600	16,500	*13,400	*13,400	10,700	*7,500	*7,500	*7,500	*7,500	*7,500	*7,500	
	Front stabilizer – rear stabilizer – lowered				*17,600	*17,600	*17,600	*13,400	*13,400	12,700	*7,500	*7,500	*7,500	*7,500	*7,500	*7,500	
	Wide axle – front empty – rear parallel dozer – lowered				16,400	12,300	10,700	10,600	8,100	7,100	*7,500	6,000	5,300	*7,500	6,000	5,300	
5 ft	Front empty – rear parallel dozer – raised				15,600	11,600	9,000	10,200	7,700	6,100	7,600	5,700	4,600	7,600	5,700	4,600	24.57
	Front empty – rear parallel dozer – lowered				15,500	*19,000	10,100	10,200	*13,800	6,800	7,600	*7,800	5,100	7,600	*7,800	5,100	
	Front parallel dozer – rear stabilizer – lowered				*19,000	*19,000	15,700	*13,800	*13,800	10,300	*7,800	*7,800	7,700	*7,800	*7,800	*7,800	
	Front stabilizer – rear stabilizer – lowered				*19,000	*19,000	*19,000	*13,800	*13,800	12,300	*7,800	*7,800	*7,800	*7,800	*7,800	*7,800	
	Wide axle – front empty – rear parallel dozer – lowered				15,600	11,600	10,000	10,300	7,700	6,800	7,600	5,700	5,000	7,600	5,700	5,000	
0 ft	Front empty – rear parallel dozer – raised				15,100	11,200	8,700	10,000	7,500	5,900	7,800	5,900	4,700	7,800	5,900	4,700	23.85
	Front empty – rear parallel dozer – lowered				15,100	*18,300	9,700	9,900	*13,300	6,600	7,800	*8,700	5,200	7,800	*8,700	5,200	
	Front parallel dozer – rear stabilizer – lowered				*18,300	*18,300	15,300	*13,300	*13,300	10,100	*8,700	*8,700	7,900	*8,700	*8,700	*8,700	
	Front stabilizer – rear stabilizer – lowered				*18,300	*18,300	*18,300	*13,300	*13,300	12,100	*8,700	*8,700	*8,700	*8,700	*8,700	*8,700	
	Wide axle – front empty – rear parallel dozer – lowered				15,200	11,200	9,600	10,000	7,500	6,500	7,900	5,900	5,200	7,900	5,900	5,200	
-5 ft	Front empty – rear parallel dozer – raised	*19,000	*19,000	15,600	15,100	11,100	8,600	9,900	7,400	5,900	8,800	6,600	5,300	8,800	6,600	5,300	21.92
	Front empty – rear parallel dozer – lowered	*19,000	*19,000	17,900	15,000	*15,600	9,700	9,900	*11,200	6,600	8,800	*9,200	5,900	8,800	*9,200	5,900	
	Front parallel dozer – rear stabilizer – lowered	*19,000	*19,000	*19,000	*15,600	*15,600	15,200	*11,200	*11,200	10,000	*9,200	*9,200	8,900	*9,200	*9,200	*9,200	
	Front stabilizer – rear stabilizer – lowered	*19,000	*19,000	*19,000	*15,600	*15,600	*15,600	*11,200	*11,200	*11,200	*9,200	*9,200	*9,200	*9,200	*9,200	*9,200	
	Wide axle – front empty – rear parallel dozer – lowered	*19,000	*19,000	17,600	15,200	11,100	9,600	10,000	7,400	6,500	8,900	6,600	5,800	8,900	6,600	5,800	
-10 ft	Front empty – rear parallel dozer – raised	*13,300	*13,300	*13,300	*10,600	*10,600	8,800				*7,100	*7,100	6,800	*7,100	*7,100	6,800	18.44
	Front empty – rear parallel dozer – lowered	*13,300	*13,300	*13,300	*10,600	*10,600	9,900				*7,100	*7,100	*7,100	*7,100	*7,100	*7,100	
	Front parallel dozer – rear stabilizer – lowered	*13,300	*13,300	*13,300	*10,600	*10,600	*10,600				*7,100	*7,100	*7,100	*7,100	*7,100	*7,100	
	Front stabilizer – rear stabilizer – lowered	*13,300	*13,300	*13,300	*10,600	*10,600	*10,600				*7,100	*7,100	*7,100	*7,100	*7,100	*7,100	
	Wide axle – front empty – rear parallel dozer – lowered	*13,300	*13,300	*13,300	*10,600	*10,600	9,800				*7,100	*7,100	*7,100	*7,100	*7,100	*7,100	

*Limited by hydraulic rather than tipping load.

Oscillating axle needs to be locked. Weight of all lifting accessories must be subtracted from the lifting capacities. All lift capacities calculated and rated per ISO 10567:2007. Rated loads do not exceed 87% of hydraulic lift capacity or 75% of tipping load. Heavy Lift Function ON. Lifting capacities are based on the machine standing on a firm uniform supporting surface. The load point is the center line of the bucket pivot mounting pin on the stick. The use of a work tool attachment point to handle/lift objects, could affect the machine lift performance.

Always refer to the appropriate Operation and Maintenance Manual for specific product information.

M318 Wheeled Excavator Specifications

Lift Capacities – One-Piece Boom 5100 mm, 2.5 m Stick

All values are in kg, work tool: none, bucket cylinder and bucket linkage installed, counterweight: 3700 kg, heavy lift function on.

Stick height	Undercarriage configuration	Load at maximum reach (sticknose/bucket pin)			Load over front			Load over rear			Load over side			Load point height			mm				
		3000 mm	4500 mm	6000 mm	7500 mm	3000 mm	4500 mm	6000 mm	7500 mm	3000 mm	4500 mm	6000 mm	7500 mm	3000 mm	4500 mm	6000 mm					
7500 mm	Front empty – rear parallel dozer – raised																	*3500	*3500	*3500	
	Front empty – rear parallel dozer – lowered																		*3500	*3500	*3500
	Front parallel dozer – rear stabilizer – lowered																		*3500	*3500	*3500
	Front stabilizer – rear stabilizer – lowered																		*3500	*3500	*3500
	Wide axle – front empty – rear parallel dozer – lowered																		*3500	*3500	*3500
6000 mm	Front empty – rear parallel dozer – raised																		*3050	*3050	2650
	Front empty – rear parallel dozer – lowered																		*3050	*3050	2950
	Front parallel dozer – rear stabilizer – lowered																		*3050	*3050	*3050
	Front stabilizer – rear stabilizer – lowered																		*3050	*3050	*3050
	Wide axle – front empty – rear parallel dozer – lowered																		*3050	*3050	2950
4500 mm	Front empty – rear parallel dozer – raised																		*2900	2700	2150
	Front empty – rear parallel dozer – lowered																		*2900	*2900	2400
	Front parallel dozer – rear stabilizer – lowered																		*2900	*2900	*2900
	Front stabilizer – rear stabilizer – lowered																		*2900	*2900	*2900
	Wide axle – front empty – rear parallel dozer – lowered																		*2900	2700	2350
3000 mm	Front empty – rear parallel dozer – raised																		*2950	2400	1900
	Front empty – rear parallel dozer – lowered																		*2950	*2950	2150
	Front parallel dozer – rear stabilizer – lowered																		*2950	*2950	*2950
	Front stabilizer – rear stabilizer – lowered																		*2950	*2950	*2950
	Wide axle – front empty – rear parallel dozer – lowered																		*2950	2400	2100
1500 mm	Front empty – rear parallel dozer – raised																		3100	2300	1800
	Front empty – rear parallel dozer – lowered																		3100	*3150	2050
	Front parallel dozer – rear stabilizer – lowered																		*3150	*3150	3150
	Front stabilizer – rear stabilizer – lowered																		*3150	*3150	*3150
	Wide axle – front empty – rear parallel dozer – lowered																		3100	2300	2000
0 mm	Front empty – rear parallel dozer – raised																		3200	2350	1850
	Front empty – rear parallel dozer – lowered																		3150	*3500	2100
	Front parallel dozer – rear stabilizer – lowered																		*3500	*3500	3200
	Front stabilizer – rear stabilizer – lowered																		*3500	*3500	*3500
	Wide axle – front empty – rear parallel dozer – lowered																		3200	2350	2050
-1500 mm	Front empty – rear parallel dozer – raised																		3550	2600	2050
	Front empty – rear parallel dozer – lowered																		3500	*4200	2300
	Front parallel dozer – rear stabilizer – lowered																		*4200	*4200	3550
	Front stabilizer – rear stabilizer – lowered																		*4200	*4200	*4200
	Wide axle – front empty – rear parallel dozer – lowered																		3550	2600	2300
-3000 mm	Front empty – rear parallel dozer – raised																		*3550	3250	2600
	Front empty – rear parallel dozer – lowered																		*3550	*3550	2900
	Front parallel dozer – rear stabilizer – lowered																		*3550	*3550	*3550
	Front stabilizer – rear stabilizer – lowered																		*3550	*3550	*3550
	Wide axle – front empty – rear parallel dozer – lowered																		*3550	3300	2850

*Limited by hydraulic rather than tipping load.

Oscillating axle needs to be locked. Weight of all lifting accessories must be subtracted from the lifting capacities. All lift capacities calculated and rated per ISO 10567:2007. Rated loads do not exceed 87% of hydraulic lift capacity or 75% of tipping load. Heavy Lift Function ON. Lifting capacities are based on the machine standing on a firm uniform supporting surface. The load point is the center line of the bucket pivot mounting pin on the stick. The use of a work tool attachment point to handle/lift objects, could affect the machine lift performance.

Always refer to the appropriate Operation and Maintenance Manual for specific product information.

M318 Wheeled Excavator Specifications

Lift Capacities – One-Piece Boom 16'9", 8'2" Stick

All values are in lb, work tool: none, bucket cylinder and bucket linkage installed, counterweight: 8,160 lb, heavy lift function on.

Stick height	Undercarriage configuration	Load at maximum reach (sticknose/bucket pin)			Load over front			Load over rear			Load over side			Load point height		
		10 ft	15 ft	20 ft	25 ft	10 ft	15 ft	20 ft	25 ft	10 ft	15 ft	20 ft	25 ft	ft		
25 ft	Front empty – rear parallel dozer – raised													*7,800	*7,800	*7,800
	Front empty – rear parallel dozer – lowered													*7,800	*7,800	*7,800
	Front parallel dozer – rear stabilizer – lowered													*7,800	*7,800	*7,800
	Front stabilizer – rear stabilizer – lowered													*7,800	*7,800	*7,800
	Wide axle – front empty – rear parallel dozer – lowered													*7,800	*7,800	*7,800
20 ft	Front empty – rear parallel dozer – raised							*8,700	8,000	6,400				*6,700	*6,700	6,000
	Front empty – rear parallel dozer – lowered							*8,700	*8,700	7,100				*6,700	*6,700	6,700
	Front parallel dozer – rear stabilizer – lowered							*8,700	*8,700	*8,700				*6,700	*6,700	*6,700
	Front stabilizer – rear stabilizer – lowered							*8,700	*8,700	*8,700				*6,700	*6,700	*6,700
	Wide axle – front empty – rear parallel dozer – lowered							*8,700	8,000	7,000				*6,700	*6,700	6,600
15 ft	Front empty – rear parallel dozer – raised				*13,900	12,500	9,900	10,400	7,900	6,300				*6,400	6,000	4,800
	Front empty – rear parallel dozer – lowered				*13,900	*13,900	11,000	10,300	*12,300	7,000				*6,400	*6,400	5,300
	Front parallel dozer – rear stabilizer – lowered				*13,900	*13,900	*13,900	*12,300	*12,300	10,500				*6,400	*6,400	*6,400
	Front stabilizer – rear stabilizer – lowered				*13,900	*13,900	*13,900	*12,300	*12,300	*12,300				*6,400	*6,400	*6,400
	Wide axle – front empty – rear parallel dozer – lowered				*13,900	12,500	10,900	10,400	7,900	6,900				*6,400	6,000	5,300
10 ft	Front empty – rear parallel dozer – raised				15,600	11,700	9,200	10,000	7,500	6,000				*6,500	5,300	4,200
	Front empty – rear parallel dozer – lowered				15,500	*17,100	10,300	10,000	*13,100	6,700				*6,500	*6,500	4,700
	Front parallel dozer – rear stabilizer – lowered				*17,100	*17,100	15,800	*13,100	*13,100	10,100				*6,500	*6,500	*6,500
	Front stabilizer – rear stabilizer – lowered				*17,100	*17,100	*17,100	*13,100	*13,100	12,100				*6,500	*6,500	*6,500
	Wide axle – front empty – rear parallel dozer – lowered				15,700	11,700	10,100	10,100	7,600	6,600				*6,500	5,300	4,700
5 ft	Front empty – rear parallel dozer – raised				14,800	10,900	8,400	9,700	7,200	5,700	7,000	5,200	4,100	6,800	5,100	4,000
	Front empty – rear parallel dozer – lowered				14,700	*18,900	9,500	9,600	*13,800	6,400	6,900	*8,400	4,600	6,800	*6,900	4,500
	Front parallel dozer – rear stabilizer – lowered				*18,900	*18,900	14,900	*13,800	*13,800	9,800	*8,400	*8,400	7,000	*6,900	*6,900	6,900
	Front stabilizer – rear stabilizer – lowered				*18,900	*18,900	18,200	*13,800	*13,800	11,700	*8,400	*8,400	8,400	*6,900	*6,900	*6,900
	Wide axle – front empty – rear parallel dozer – lowered				14,800	10,900	9,400	9,700	7,200	6,300	7,000	5,200	4,500	6,900	5,100	4,500
0 ft	Front empty – rear parallel dozer – raised	*10,000	*10,000	*10,000	14,300	10,400	8,000	9,400	6,900	5,500				7,000	5,200	4,100
	Front empty – rear parallel dozer – lowered	*10,000	*10,000	*10,000	14,200	*18,600	9,100	9,300	*13,500	6,100				7,000	*7,800	4,600
	Front parallel dozer – rear stabilizer – lowered	*10,000	*10,000	*10,000	*18,600	*18,600	14,400	*13,500	*13,500	9,500				*7,800	*7,800	7,100
	Front stabilizer – rear stabilizer – lowered	*10,000	*10,000	*10,000	*18,600	*18,600	17,700	*13,500	*13,500	11,400				*7,800	*7,800	*7,800
	Wide axle – front empty – rear parallel dozer – lowered	*10,000	*10,000	*10,000	14,400	10,400	8,900	9,400	7,000	6,000				7,100	5,200	4,500
-5 ft	Front empty – rear parallel dozer – raised	*19,000	*19,000	14,300	14,100	10,300	7,900	9,300	6,800	5,400				7,800	5,800	4,500
	Front empty – rear parallel dozer – lowered	*19,000	*19,000	16,500	14,100	*16,300	8,900	9,200	*11,800	6,000				7,800	*9,300	5,100
	Front parallel dozer – rear stabilizer – lowered	*19,000	*19,000	*19,000	*16,300	*16,300	14,300	*11,800	*11,800	9,400				*9,300	*9,300	7,900
	Front stabilizer – rear stabilizer – lowered	*19,000	*19,000	*19,000	*16,300	*16,300	*16,300	*11,800	*11,800	11,300				*9,300	*9,300	*9,300
	Wide axle – front empty – rear parallel dozer – lowered	*19,000	*19,000	16,200	14,200	10,300	8,800	9,300	6,900	6,000				7,900	5,800	5,000
-10 ft	Front empty – rear parallel dozer – raised	*15,300	*15,300	14,600	*11,800	10,400	8,000							*7,800	7,300	5,700
	Front empty – rear parallel dozer – lowered	*15,300	*15,300	*15,300	*11,800	*11,800	9,100							*7,800	*7,800	6,400
	Front parallel dozer – rear stabilizer – lowered	*15,300	*15,300	*15,300	*11,800	*11,800	*11,800							*7,800	*7,800	*7,800
	Front stabilizer – rear stabilizer – lowered	*15,300	*15,300	*15,300	*11,800	*11,800	*11,800							*7,800	*7,800	*7,800
	Wide axle – front empty – rear parallel dozer – lowered	*15,300	*15,300	*15,300	*11,800	10,400	9,000							*7,800	7,300	6,400

*Limited by hydraulic rather than tipping load.

Oscillating axle needs to be locked. Weight of all lifting accessories must be subtracted from the lifting capacities. All lift capacities calculated and rated per ISO 10567:2007. Rated loads do not exceed 87% of hydraulic lift capacity or 75% of tipping load. Heavy Lift Function ON. Lifting capacities are based on the machine standing on a firm uniform supporting surface. The load point is the center line of the bucket pivot mounting pin on the stick. The use of a work tool attachment point to handle/lift objects, could affect the machine lift performance.

Always refer to the appropriate Operation and Maintenance Manual for specific product information.

M318 Wheeled Excavator Specifications

Lift Capacities – One-Piece Boom 5100 mm, 2.5 m Stick

All values are in kg, work tool: none, bucket cylinder and bucket linkage installed, counterweight: 4200 kg, heavy lift function on.

Stick height	Undercarriage configuration	Load at maximum reach (sticknose/bucket pin)			Load over front			Load over rear			Load over side			Load point height			mm				
		3000 mm	4500 mm	6000 mm	7500 mm	3000 mm	4500 mm	6000 mm	7500 mm	3000 mm	4500 mm	6000 mm	7500 mm	3000 mm	4500 mm	6000 mm					
7500 mm	Front empty – rear parallel dozer – raised																	*3500	*3500	*3500	
	Front empty – rear parallel dozer – lowered																		*3500	*3500	*3500
	Front parallel dozer – rear stabilizer – lowered																		*3500	*3500	*3500
	Front stabilizer – rear stabilizer – lowered																		*3500	*3500	*3500
	Wide axle – front empty – rear parallel dozer – lowered																		*3500	*3500	*3500
6000 mm	Front empty – rear parallel dozer – raised							*4350	3950	3200									*3050	*3050	2900
	Front empty – rear parallel dozer – lowered							*4350	*4350	3550									*3050	*3050	*3050
	Front parallel dozer – rear stabilizer – lowered							*4350	*4350	*4350									*3050	*3050	*3050
	Front stabilizer – rear stabilizer – lowered							*4350	*4350	*4350									*3050	*3050	*3050
	Wide axle – front empty – rear parallel dozer – lowered							*4350	4000	3500									*3050	*3050	*3050
4500 mm	Front empty – rear parallel dozer – raised				*6450	6150	4900	5100	3900	3150									*2900	2900	2350
	Front empty – rear parallel dozer – lowered				*6450	*6450	5450	5050	*5650	3500									*2900	*2900	2600
	Front parallel dozer – rear stabilizer – lowered				*6450	*6450	*6450	*5650	*5650	5150									*2900	*2900	*2900
	Front stabilizer – rear stabilizer – lowered				*6450	*6450	*6450	*5650	*5650	*5650									*2900	*2900	*2900
	Wide axle – front empty – rear parallel dozer – lowered				*6450	6150	5400	5100	3900	3450									*2900	2900	2550
3000 mm	Front empty – rear parallel dozer – raised				7650	5800	4550	4950	3750	3000	3500	2650	2150						*2950	2600	2100
	Front empty – rear parallel dozer – lowered				7650	*7900	5100	4900	*6050	3350	3500	*3700	2350						*2950	*2950	2300
	Front parallel dozer – rear stabilizer – lowered				*7900	*7900	7750	*6050	*6050	5000	*3700	*3700	3550						*2950	*2950	*2950
	Front stabilizer – rear stabilizer – lowered				*7900	*7900	*7900	*6050	*6050	5900	*3700	*3700	*3700						*2950	*2950	*2950
	Wide axle – front empty – rear parallel dozer – lowered				7700	5800	5000	4950	3750	3300	3550	2650	2350						*2950	2600	2300
1500 mm	Front empty – rear parallel dozer – raised				7250	5400	4200	4750	3600	2850	3450	2600	2050						*3150	2500	2000
	Front empty – rear parallel dozer – lowered				7250	*8700	4750	4750	*6350	3200	3400	*4600	2300						*3150	*3150	2200
	Front parallel dozer – rear stabilizer – lowered				*8700	*8700	7350	*6350	*6350	4800	*4600	*4600	3450						*3150	*3150	*3150
	Front stabilizer – rear stabilizer – lowered				*8700	*8700	*8700	*6350	*6350	5750	*4600	*4600	4100						*3150	*3150	*3150
	Wide axle – front empty – rear parallel dozer – lowered				7300	5400	4650	4800	3600	3150	3450	2600	2300						*3150	2500	2200
0 mm	Front empty – rear parallel dozer – raised	*4300	*4300	*4300	7050	5200	4050	4650	3450	2750									3400	2550	2050
	Front empty – rear parallel dozer – lowered	*4300	*4300	*4300	7000	*8600	4550	4600	*6250	3050									3400	*3500	2250
	Front parallel dozer – rear stabilizer – lowered	*4300	*4300	*4300	*8600	*8600	7150	*6250	*6250	4700									*3500	*3500	3450
	Front stabilizer – rear stabilizer – lowered	*4300	*4300	*4300	*8600	*8600	*8600	*6250	*6250	5600									*3500	*3500	*3500
	Wide axle – front empty – rear parallel dozer – lowered	*4300	*4300	*4300	7100	5200	4500	4650	3500	3050									3400	2550	2250
-1500 mm	Front empty – rear parallel dozer – raised	*8350	*8350	7200	7000	5150	4000	4600	3450	2700									3750	2800	2250
	Front empty – rear parallel dozer – lowered	*8350	*8350	8250	6950	*7550	4500	4550	*5500	3050									3750	*4200	2500
	Front parallel dozer – rear stabilizer – lowered	*8350	*8350	*8350	*7550	*7550	7050	*5500	*5500	4650									*4200	*4200	3800
	Front stabilizer – rear stabilizer – lowered	*8350	*8350	*8350	*7550	*7550	*7550	*5500	*5500	*5500									*4200	*4200	*4200
	Wide axle – front empty – rear parallel dozer – lowered	*8350	*8350	8150	7050	5150	4400	4600	3450	3000									3800	2850	2500
-3000 mm	Front empty – rear parallel dozer – raised	*7100	*7100	*7100	*5550	5200	4050												*3550	3550	2800
	Front empty – rear parallel dozer – lowered	*7100	*7100	*7100	*5550	*5550	4550												*3550	*3550	3150
	Front parallel dozer – rear stabilizer – lowered	*7100	*7100	*7100	*5550	*5550	*5550												*3550	*3550	*3550
	Front stabilizer – rear stabilizer – lowered	*7100	*7100	*7100	*5550	*5550	*5550												*3550	*3550	*3550
	Wide axle – front empty – rear parallel dozer – lowered	*7100	*7100	*7100	*5550	5200	4500												*3550	3550	3100

*Limited by hydraulic rather than tipping load.

Oscillating axle needs to be locked. Weight of all lifting accessories must be subtracted from the lifting capacities. All lift capacities calculated and rated per ISO 10567:2007. Rated loads do not exceed 87% of hydraulic lift capacity or 75% of tipping load. Heavy Lift Function ON. Lifting capacities are based on the machine standing on a firm uniform supporting surface. The load point is the center line of the bucket pivot mounting pin on the stick. The use of a work tool attachment point to handle/lift objects, could affect the machine lift performance.

Always refer to the appropriate Operation and Maintenance Manual for specific product information.

M318 Wheeled Excavator Specifications

Lift Capacities – One-Piece Boom 16'9", 8'2" Stick

All values are in lb, work tool: none, bucket cylinder and bucket linkage installed, counterweight: 9,260 lb, heavy lift function on.

		Load at maximum reach (sticknose/bucket pin)			Load over front			Load over rear			Load over side			Load point height				
	Undercarriage configuration	10 ft			15 ft			20 ft			25 ft							
																	ft	
25 ft	Front empty – rear parallel dozer – raised															*7,800	*7,800	*7,800
	Front empty – rear parallel dozer – lowered															*7,800	*7,800	*7,800
	Front parallel dozer – rear stabilizer – lowered															*7,800	*7,800	*7,800
	Front stabilizer – rear stabilizer – lowered															*7,800	*7,800	*7,800
	Wide axle – front empty – rear parallel dozer – lowered															*7,800	*7,800	*7,800
20 ft	Front empty – rear parallel dozer – raised							*8,700	8,500	6,900						*6,700	*6,700	6,500
	Front empty – rear parallel dozer – lowered							*8,700	*8,700	7,600						*6,700	*6,700	*6,700
	Front parallel dozer – rear stabilizer – lowered							*8,700	*8,700	*8,700						*6,700	*6,700	*6,700
	Front stabilizer – rear stabilizer – lowered							*8,700	*8,700	*8,700						*6,700	*6,700	*6,700
	Wide axle – front empty – rear parallel dozer – lowered							*8,700	8,500	7,500						*6,700	*6,700	*6,700
15 ft	Front empty – rear parallel dozer – raised				*13,900	13,300	10,600	11,000	8,400	6,800						*6,400	*6,400	5,200
	Front empty – rear parallel dozer – lowered				*13,900	*13,900	11,700	10,900	*12,300	7,500						*6,400	*6,400	5,700
	Front parallel dozer – rear stabilizer – lowered				*13,900	*13,900	*13,900	*12,300	*12,300	11,100						*6,400	*6,400	*6,400
	Front stabilizer – rear stabilizer – lowered				*13,900	*13,900	*13,900	*12,300	*12,300	*12,300						*6,400	*6,400	*6,400
	Wide axle – front empty – rear parallel dozer – lowered				*13,900	13,300	11,600	11,000	8,400	7,400						*6,400	*6,400	5,700
10 ft	Front empty – rear parallel dozer – raised				16,500	12,500	9,900	10,600	8,100	6,500						*6,500	5,700	4,600
	Front empty – rear parallel dozer – lowered				16,400	*17,100	11,000	10,600	*13,100	7,200						*6,500	*6,500	5,100
	Front parallel dozer – rear stabilizer – lowered				*17,100	*17,100	16,700	*13,100	*13,100	10,700						*6,500	*6,500	*6,500
	Front stabilizer – rear stabilizer – lowered				*17,100	*17,100	*17,100	*13,100	*13,100	12,700						*6,500	*6,500	*6,500
	Wide axle – front empty – rear parallel dozer – lowered				16,600	12,500	10,800	10,700	8,100	7,100						*6,500	5,700	5,100
5 ft	Front empty – rear parallel dozer – raised				15,700	11,700	9,100	10,300	7,700	6,200	7,400	5,600	4,500			*6,900	5,500	4,400
	Front empty – rear parallel dozer – lowered				15,600	*18,900	10,200	10,200	*13,800	6,900	7,400	*8,400	5,000			*6,900	*6,900	4,900
	Front parallel dozer – rear stabilizer – lowered				*18,900	*18,900	15,800	*13,800	*13,800	10,400	*8,400	*8,400	7,500			*6,900	*6,900	*6,900
	Front stabilizer – rear stabilizer – lowered				*18,900	*18,900	*18,900	*13,800	*13,800	12,400	*8,400	*8,400	*8,400			*6,900	*6,900	*6,900
	Wide axle – front empty – rear parallel dozer – lowered				15,800	11,700	10,100	10,300	7,800	6,800	7,500	5,600	4,900			*6,900	5,500	4,800
0 ft	Front empty – rear parallel dozer – raised	*10,000	*10,000	*10,000	15,200	11,200	8,700	10,000	7,500	5,900						7,500	5,600	4,500
	Front empty – rear parallel dozer – lowered	*10,000	*10,000	*10,000	15,100	*18,600	9,800	9,900	*13,500	6,600						7,400	*7,800	5,000
	Front parallel dozer – rear stabilizer – lowered	*10,000	*10,000	*10,000	*18,600	*18,600	15,400	*13,500	*13,500	10,100						*7,800	*7,800	7,600
	Front stabilizer – rear stabilizer – lowered	*10,000	*10,000	*10,000	*18,600	*18,600	*18,600	*13,500	*13,500	12,100						*7,800	*7,800	*7,800
	Wide axle – front empty – rear parallel dozer – lowered	*10,000	*10,000	*10,000	15,300	11,200	9,700	10,100	7,500	6,500						7,500	5,600	4,900
-5 ft	Front empty – rear parallel dozer – raised	*19,000	*19,000	15,500	15,000	11,100	8,600	9,900	7,400	5,800						8,300	6,200	5,000
	Front empty – rear parallel dozer – lowered	*19,000	*19,000	17,800	15,000	*16,300	9,700	9,900	*11,800	6,500						8,300	*9,300	5,500
	Front parallel dozer – rear stabilizer – lowered	*19,000	*19,000	*19,000	*16,300	*16,300	15,200	*11,800	*11,800	10,000						*9,300	*9,300	8,400
	Front stabilizer – rear stabilizer – lowered	*19,000	*19,000	*19,000	*16,300	*16,300	*16,300	*11,800	*11,800	*11,800						*9,300	*9,300	*9,300
	Wide axle – front empty – rear parallel dozer – lowered	*19,000	*19,000	17,500	15,100	11,100	9,500	10,000	7,400	6,500						8,400	6,300	5,500
-10 ft	Front empty – rear parallel dozer – raised	*15,300	*15,300	*15,300	*11,800	11,200	8,700									*7,800	*7,800	6,200
	Front empty – rear parallel dozer – lowered	*15,300	*15,300	*15,300	*11,800	*11,800	9,800									*7,800	*7,800	7,000
	Front parallel dozer – rear stabilizer – lowered	*15,300	*15,300	*15,300	*11,800	*11,800	*11,800									*7,800	*7,800	*7,800
	Front stabilizer – rear stabilizer – lowered	*15,300	*15,300	*15,300	*11,800	*11,800	*11,800									*7,800	*7,800	*7,800
	Wide axle – front empty – rear parallel dozer – lowered	*15,300	*15,300	*15,300	*11,800	11,300	9,700									*7,800	*7,800	6,900

*Limited by hydraulic rather than tipping load.

Oscillating axle needs to be locked. Weight of all lifting accessories must be subtracted from the lifting capacities. All lift capacities calculated and rated per ISO 10567:2007. Rated loads do not exceed 87% of hydraulic lift capacity or 75% of tipping load. Heavy Lift Function ON. Lifting capacities are based on the machine standing on a firm uniform supporting surface. The load point is the center line of the bucket pivot mounting pin on the stick. The use of a work tool attachment point to handle/lift objects, could affect the machine lift performance.

Always refer to the appropriate Operation and Maintenance Manual for specific product information.

M318 Wheeled Excavator Specifications

Lift Capacities – One-Piece Boom 5100 mm, 2.9 m Stick

All values are in kg, work tool: none, bucket cylinder and bucket linkage installed, counterweight: 3700 kg, heavy lift function on.

Stick length	Undercarriage configuration	Load at maximum reach (sticknose/bucket pin)			Load over front			Load over rear			Load over side			Load point height			mm				
		3000 mm	4500 mm	6000 mm	7500 mm	3000 mm	4500 mm	6000 mm	7500 mm	3000 mm	4500 mm	6000 mm	7500 mm	3000 mm	4500 mm	6000 mm					
7500 mm	Front empty – rear parallel dozer – raised																	*2850	*2850	*2850	
	Front empty – rear parallel dozer – lowered																		*2850	*2850	*2850
	Front parallel dozer – rear stabilizer – lowered																		*2850	*2850	*2850
	Front stabilizer – rear stabilizer – lowered																		*2850	*2850	*2850
	Wide axle – front empty – rear parallel dozer – lowered																		*2850	*2850	*2850
6000 mm	Front empty – rear parallel dozer – raised							*4150	3750	3050									*2550	*2550	2400
	Front empty – rear parallel dozer – lowered							*4150	*4150	3400									*2550	*2550	*2550
	Front parallel dozer – rear stabilizer – lowered							*4150	*4150	*4150									*2550	*2550	*2550
	Front stabilizer – rear stabilizer – lowered							*4150	*4150	*4150									*2550	*2550	*2550
	Wide axle – front empty – rear parallel dozer – lowered							*4150	3800	3350									*2550	*2550	*2550
4500 mm	Front empty – rear parallel dozer – raised							4850	3700	3000	*2900	2550	2050	*2450	*2450	1950					
	Front empty – rear parallel dozer – lowered							4850	*4950	3300	*2900	*2900	2250	*2450	*2450	2200					
	Front parallel dozer – rear stabilizer – lowered							*4950	*4950	4900	*2900	*2900	*2900	*2450	*2450	*2450					
	Front stabilizer – rear stabilizer – lowered							*4950	*4950	*4950	*2900	*2900	*2900	*2450	*2450	*2450					
	Wide axle – front empty – rear parallel dozer – lowered							4900	3700	3250	*2900	2550	2250	*2450	*2450	2200					
3000 mm	Front empty – rear parallel dozer – raised	*11700	10550	7850	7350	5500	4300	4700	3550	2800	3300	2500	2000	*2450	2200	1750					
	Front empty – rear parallel dozer – lowered	*11700	*11700	8900	7300	*7550	4800	4650	*5850	3150	3300	*4250	2200	*2450	*2450	1950					
	Front parallel dozer – rear stabilizer – lowered	*11700	*11700	*11700	*7550	*7550	7400	*5850	*5850	4750	*4250	*4250	3350	*2450	*2450	*2450					
	Front stabilizer – rear stabilizer – lowered	*11700	*11700	*11700	*7550	*7550	*7550	*5850	*5850	5650	*4250	*4250	3950	*2450	*2450	*2450					
	Wide axle – front empty – rear parallel dozer – lowered	*11700	10600	8750	7400	5500	4750	4700	3550	3100	3350	2500	2200	*2450	*2450	1950					
1500 mm	Front empty – rear parallel dozer – raised				6900	5100	3950	4500	3350	2650	3250	2400	1900	*2600	2150	1700					
	Front empty – rear parallel dozer – lowered				6850	*8550	4450	4450	*6250	2950	3200	*4950	2150	*2600	*2600	1900					
	Front parallel dozer – rear stabilizer – lowered				*8550	*8550	7000	*6250	*6250	4550	*4950	*4950	3250	*2600	*2600	*2600					
	Front stabilizer – rear stabilizer – lowered				*8550	*8550	8550	*6250	*6250	5450	*4950	*4950	3900	*2600	*2600	*2600					
	Wide axle – front empty – rear parallel dozer – lowered				6950	5100	4400	4500	3350	2950	3250	2400	2100	*2600	2150	1850					
0 mm	Front empty – rear parallel dozer – raised	*4750	*4750	*4750	6650	4850	3700	4350	3200	2500	3150	2350	1850	*2900	2150	1700					
	Front empty – rear parallel dozer – lowered	*4750	*4750	*4750	6600	*8650	4200	4300	*6300	2850	3150	*4750	2050	*2900	*2900	1900					
	Front parallel dozer – rear stabilizer – lowered	*4750	*4750	*4750	*8650	*8650	6700	*6300	*6300	4400	*4750	*4750	3200	*2900	*2900	*2900					
	Front stabilizer – rear stabilizer – lowered	*4750	*4750	*4750	*8650	*8650	8250	*6300	*6300	5300	*4750	*4750	3800	*2900	*2900	*2900					
	Wide axle – front empty – rear parallel dozer – lowered	*4750	*4750	*4750	6650	4850	4150	4350	3200	2800	3200	2350	2050	*2900	2150	1900					
-1500 mm	Front empty – rear parallel dozer – raised	*7750	*7750	6550	6550	4750	3650	4250	3150	2450				3200	2350	1850					
	Front empty – rear parallel dozer – lowered	*7750	*7750	7600	6500	*7900	4100	4250	*5750	2750				3200	*3450	2100					
	Front parallel dozer – rear stabilizer – lowered	*7750	*7750	*7750	*7900	*7900	6600	*5750	*5750	4300				*3450	*3450	3250					
	Front stabilizer – rear stabilizer – lowered	*7750	*7750	*7750	*7900	*7900	*7900	*5750	*5750	5200				*3450	*3450	*3450					
	Wide axle – front empty – rear parallel dozer – lowered	*7750	*7750	7450	6550	4750	4050	4300	3150	2750				3250	2400	2100					
-3000 mm	Front empty – rear parallel dozer – raised	*8250	*8250	6700	*6150	4750	3650	*4300	3150	2500				*3550	2900	2250					
	Front empty – rear parallel dozer – lowered	*8250	*8250	7700	*6150	*6150	4150	*4300	*4300	2800				*3550	*3550	2550					
	Front parallel dozer – rear stabilizer – lowered	*8250	*8250	*8250	*6150	*6150	*6150	*4300	*4300	*4300				*3550	*3550	*3550					
	Front stabilizer – rear stabilizer – lowered	*8250	*8250	*8250	*6150	*6150	*6150	*4300	*4300	*4300				*3550	*3550	*3550					
	Wide axle – front empty – rear parallel dozer – lowered	*8250	*8250	7550	*6150	4800	4100	*4300	3200	2750				*3550	2900	2500					
-4500 mm	Front empty – rear parallel dozer – raised				*2850	*2850	*2850							*2250	*2250	*2250					
	Front empty – rear parallel dozer – lowered				*2850	*2850	*2850							*2250	*2250	*2250					
	Front parallel dozer – rear stabilizer – lowered				*2850	*2850	*2850							*2250	*2250	*2250					
	Front stabilizer – rear stabilizer – lowered				*2850	*2850	*2850							*2250	*2250	*2250					
	Wide axle – front empty – rear parallel dozer – lowered				*2850	*2850	*2850							*2250	*2250	*2250					

*Limited by hydraulic rather than tipping load.

Oscillating axle needs to be locked. Weight of all lifting accessories must be subtracted from the lifting capacities. All lift capacities calculated and rated per ISO 10567:2007. Rated loads do not exceed 87% of hydraulic lift capacity or 75% of tipping load. Heavy Lift Function ON. Lifting capacities are based on the machine standing on a firm uniform supporting surface. The load point is the center line of the bucket pivot mounting pin on the stick. The use of a work tool attachment point to handle/lift objects, could affect the machine lift performance.

Always refer to the appropriate Operation and Maintenance Manual for specific product information.

M318 Wheeled Excavator Specifications

Lift Capacities – One-Piece Boom 16'9", 9'6" Stick

All values are in lb, work tool: none, bucket cylinder and bucket linkage installed, counterweight: 8,160 lb, heavy lift function on.

Stick Length	Undercarriage configuration	Load at maximum reach (sticknose/bucket pin)			Load over front			Load over rear			Load over side			Load point height			ft	
		10 ft	15 ft	20 ft	25 ft	10 ft	15 ft	20 ft	25 ft	10 ft	15 ft	20 ft	25 ft	10 ft	15 ft	20 ft		
25 ft	Front empty – rear parallel dozer – raised																	
	Front empty – rear parallel dozer – lowered																	
	Front parallel dozer – rear stabilizer – lowered																	
	Front stabilizer – rear stabilizer – lowered																	
	Wide axle – front empty – rear parallel dozer – lowered																	
20 ft	Front empty – rear parallel dozer – raised																	
	Front empty – rear parallel dozer – lowered																	
	Front parallel dozer – rear stabilizer – lowered																	
	Front stabilizer – rear stabilizer – lowered																	
	Wide axle – front empty – rear parallel dozer – lowered																	
15 ft	Front empty – rear parallel dozer – raised																	
	Front empty – rear parallel dozer – lowered																	
	Front parallel dozer – rear stabilizer – lowered																	
	Front stabilizer – rear stabilizer – lowered																	
	Wide axle – front empty – rear parallel dozer – lowered																	
10 ft	Front empty – rear parallel dozer – raised																	
	Front empty – rear parallel dozer – lowered																	
	Front parallel dozer – rear stabilizer – lowered																	
	Front stabilizer – rear stabilizer – lowered																	
	Wide axle – front empty – rear parallel dozer – lowered																	
5 ft	Front empty – rear parallel dozer – raised																	
	Front empty – rear parallel dozer – lowered																	
	Front parallel dozer – rear stabilizer – lowered																	
	Front stabilizer – rear stabilizer – lowered																	
	Wide axle – front empty – rear parallel dozer – lowered																	
0 ft	Front empty – rear parallel dozer – raised																	
	Front empty – rear parallel dozer – lowered																	
	Front parallel dozer – rear stabilizer – lowered																	
	Front stabilizer – rear stabilizer – lowered																	
	Wide axle – front empty – rear parallel dozer – lowered																	
-5 ft	Front empty – rear parallel dozer – raised																	
	Front empty – rear parallel dozer – lowered																	
	Front parallel dozer – rear stabilizer – lowered																	
	Front stabilizer – rear stabilizer – lowered																	
	Wide axle – front empty – rear parallel dozer – lowered																	
-10 ft	Front empty – rear parallel dozer – raised																	
	Front empty – rear parallel dozer – lowered																	
	Front parallel dozer – rear stabilizer – lowered																	
	Front stabilizer – rear stabilizer – lowered																	
	Wide axle – front empty – rear parallel dozer – lowered																	
-15 ft	Front empty – rear parallel dozer – raised																	
	Front empty – rear parallel dozer – lowered																	
	Front parallel dozer – rear stabilizer – lowered																	
	Front stabilizer – rear stabilizer – lowered																	
	Wide axle – front empty – rear parallel dozer – lowered																	

*Limited by hydraulic rather than tipping load.






















Oscillating axle needs to be locked. Weight of all lifting accessories must be subtracted from the lifting capacities. All lift capacities calculated and rated per ISO 10567:2007. Rated loads do not exceed 87% of hydraulic lift capacity or 75% of tipping load. Heavy Lift Function ON. Lifting capacities are based on the machine standing on a firm uniform supporting surface. The load point is the center line of the bucket pivot mounting pin on the stick. The use of a work tool attachment point to handle/lift objects, could affect the machine lift performance.

Always refer to the appropriate Operation and Maintenance Manual for specific product information.

M318 Wheeled Excavator Specifications

Lift Capacities – One-Piece Boom 5100 mm, 2.9 m Stick

All values are in kg, work tool: none, bucket cylinder and bucket linkage installed, counterweight: 4200 kg, heavy lift function on.

		 Load at maximum reach (sticknose/bucket pin)			 Load over front			 Load over rear			 Load over side			 Load point height			
	Undercarriage configuration	3000 mm			4500 mm			6000 mm			7500 mm						mm
																	
7500 mm	Front empty – rear parallel dozer – raised														*2850	*2850	*2850
	Front empty – rear parallel dozer – lowered														*2850	*2850	*2850
	Front parallel dozer – rear stabilizer – lowered														*2850	*2850	*2850
	Front stabilizer – rear stabilizer – lowered														*2850	*2850	*2850
	Wide axle – front empty – rear parallel dozer – lowered														*2850	*2850	*2850
6000 mm	Front empty – rear parallel dozer – raised							*4150	4050	3250					*2550	*2550	*2550
	Front empty – rear parallel dozer – lowered							*4150	*4150	3600					*2550	*2550	*2550
	Front parallel dozer – rear stabilizer – lowered							*4150	*4150	*4150					*2550	*2550	*2550
	Front stabilizer – rear stabilizer – lowered							*4150	*4150	*4150					*2550	*2550	*2550
	Wide axle – front empty – rear parallel dozer – lowered							*4150	4050	3550					*2550	*2550	*2550
4500 mm	Front empty – rear parallel dozer – raised							*4950	3950	3200	*2900	2750	2200	*2450	*2450	2150	
	Front empty – rear parallel dozer – lowered							*4950	*4950	3550	*2900	*2900	2450	*2450	*2450	2400	
	Front parallel dozer – rear stabilizer – lowered							*4950	*4950	*2900	*2900	*2900	*2900	*2450	*2450	*2450	
	Front stabilizer – rear stabilizer – lowered							*4950	*4950	*4950	*2900	*2900	*2900	*2450	*2450	*2450	
	Wide axle – front empty – rear parallel dozer – lowered							*4950	3950	3500	*2900	2750	2400	*2450	*2450	2350	
3000 mm	Front empty – rear parallel dozer – raised	*11700	11250	8400	*7550	5850	4650	4950	3800	3050	3500	2650	2150	*2450	2400	1900	
	Front empty – rear parallel dozer – lowered	*11700	*11700	9500	*7550	*7550	5150	4950	*5850	3350	3500	*4250	2400	*2450	*2450	2150	
	Front parallel dozer – rear stabilizer – lowered	*11700	*11700	*11700	*7550	*7550	*7550	*5850	*5850	5000	*4250	*4250	3550	*2450	*2450	*2450	
	Front stabilizer – rear stabilizer – lowered	*11700	*11700	*11700	*7550	*7550	*7550	*5850	*5850	*5850	*4250	*4250	4200	*2450	*2450	*2450	
	Wide axle – front empty – rear parallel dozer – lowered	*11700	11300	9350	*7550	5850	5100	5000	3800	3350	3550	2700	2350	*2450	2400	2100	
1500 mm	Front empty – rear parallel dozer – raised				7350	5450	4250	4800	3600	2850	3450	2600	2050	*2600	2300	1850	
	Front empty – rear parallel dozer – lowered				7300	*8550	4800	4750	*6250	3200	3400	*4950	2300	*2600	*2600	2050	
	Front parallel dozer – rear stabilizer – lowered				*8550	*8550	7400	*6250	*6250	4800	*4950	*4950	3450	*2600	*2600	*2600	
	Front stabilizer – rear stabilizer – lowered				*8550	*8550	*8550	*6250	*6250	5750	*4950	*4950	4100	*2600	*2600	*2600	
	Wide axle – front empty – rear parallel dozer – lowered				7350	5450	4700	4800	3600	3150	3450	2600	2300	*2600	2300	2050	
0 mm	Front empty – rear parallel dozer – raised	*4750	*4750	*4750	7050	5200	4050	4650	3450	2750	3350	2550	2000	*2900	2350	1850	
	Front empty – rear parallel dozer – lowered	*4750	*4750	*4750	7000	*8650	4550	4600	*6300	3050	3350	*4750	2250	*2900	*2900	2100	
	Front parallel dozer – rear stabilizer – lowered	*4750	*4750	*4750	*8650	*8650	7150	*6300	*6300	4650	*4750	*4750	3400	*2900	*2900	*2900	
	Front stabilizer – rear stabilizer – lowered	*4750	*4750	*4750	*8650	*8650	*8650	*6300	*6300	5600	*4750	*4750	4050	*2900	*2900	*2900	
	Wide axle – front empty – rear parallel dozer – lowered	*4750	*4750	*4750	7100	5200	4450	4650	3450	3000	3400	2550	2200	*2900	2350	2050	
-1500 mm	Front empty – rear parallel dozer – raised	*7750	*7750	7100	6950	5100	3950	4550	3400	2650				3450	2550	2050	
	Front empty – rear parallel dozer – lowered	*7750	*7750	*7750	6900	*7900	4450	4550	*5750	3000				3400	*3450	2300	
	Front parallel dozer – rear stabilizer – lowered	*7750	*7750	*7750	*7900	*7900	7050	*5750	*5750	4600				*3450	*3450	*3450	
	Front stabilizer – rear stabilizer – lowered	*7750	*7750	*7750	*7900	*7900	*7900	*5750	*5750	5550				*3450	*3450	*3450	
	Wide axle – front empty – rear parallel dozer – lowered	*7750	*7750	*7750	7000	5100	4400	4600	3400	2950				*3450	2600	2250	
-3000 mm	Front empty – rear parallel dozer – raised	*8250	*8250	7250	*6150	5150	3950	*4300	3400	2700				*3550	3100	2450	
	Front empty – rear parallel dozer – lowered	*8250	*8250	*8250	*6150	*6150	4450	*4300	*4300	3000				*3550	*3550	2750	
	Front parallel dozer – rear stabilizer – lowered	*8250	*8250	*8250	*6150	*6150	*6150	*4300	*4300	*4300				*3550	*3550	*3550	
	Front stabilizer – rear stabilizer – lowered	*8250	*8250	*8250	*6150	*6150	*6150	*4300	*4300	*4300				*3550	*3550	*3550	
	Wide axle – front empty – rear parallel dozer – lowered	*8250	*8250	8150	*6150	5150	4400	*4300	3450	3000				*3550	3150	2750	
-4500 mm	Front empty – rear parallel dozer – raised				*2850	*2850	*2850							*2250	*2250	*2250	
	Front empty – rear parallel dozer – lowered				*2850	*2850	*2850							*2250	*2250	*2250	
	Front parallel dozer – rear stabilizer – lowered				*2850	*2850	*2850							*2250	*2250	*2250	
	Front stabilizer – rear stabilizer – lowered				*2850	*2850	*2850							*2250	*2250	*2250	
	Wide axle – front empty – rear parallel dozer – lowered				*2850	*2850	*2850							*2250	*2250	*2250	

*Limited by hydraulic rather than tipping load.

Oscillating axle needs to be locked. Weight of all lifting accessories must be subtracted from the lifting capacities. All lift capacities calculated and rated per ISO 10567:2007. Rated loads do not exceed 87% of hydraulic lift capacity or 75% of tipping load. Heavy Lift Function ON. Lifting capacities are based on the machine standing on a firm uniform supporting surface. The load point is the center line of the bucket pivot mounting pin on the stick. The use of a work tool attachment point to handle/lift objects, could affect the machine lift performance.

Always refer to the appropriate Operation and Maintenance Manual for specific product information.

M318 Wheeled Excavator Specifications

Lift Capacities – One-Piece Boom 16'9", 9'6" Stick

All values are in lb, work tool: none, bucket cylinder and bucket linkage installed, counterweight: 9,260 lb, heavy lift function on.

Stick Length	Undercarriage configuration	Load at maximum reach (sticknose/bucket pin)			Load over front			Load over rear			Load over side			Load point height						
		10 ft	15 ft	20 ft	25 ft	10 ft	15 ft	20 ft	25 ft	10 ft	15 ft	20 ft	25 ft	10 ft	15 ft	20 ft	ft			
25 ft	Front empty – rear parallel dozer – raised																	*6,400	*6,400	*6,400
	Front empty – rear parallel dozer – lowered																	*6,400	*6,400	*6,400
	Front parallel dozer – rear stabilizer – lowered																	*6,400	*6,400	*6,400
	Front stabilizer – rear stabilizer – lowered																	*6,400	*6,400	*6,400
	Wide axle – front empty – rear parallel dozer – lowered																	*6,400	*6,400	*6,400
20 ft	Front empty – rear parallel dozer – raised																	*8,800	*8,800	*8,800
	Front empty – rear parallel dozer – lowered																	*8,800	*8,800	*8,800
	Front parallel dozer – rear stabilizer – lowered																	*8,800	*8,800	*8,800
	Front stabilizer – rear stabilizer – lowered																	*8,800	*8,800	*8,800
	Wide axle – front empty – rear parallel dozer – lowered																	*8,800	*8,800	*8,800
15 ft	Front empty – rear parallel dozer – raised																	*10,700	*10,700	*10,700
	Front empty – rear parallel dozer – lowered																	*10,700	*10,700	*10,700
	Front parallel dozer – rear stabilizer – lowered																	*10,700	*10,700	*10,700
	Front stabilizer – rear stabilizer – lowered																	*10,700	*10,700	*10,700
	Wide axle – front empty – rear parallel dozer – lowered																	*10,700	*10,700	*10,700
10 ft	Front empty – rear parallel dozer – raised																	*25,000	*25,000	*25,000
	Front empty – rear parallel dozer – lowered																	*25,000	*25,000	*25,000
	Front parallel dozer – rear stabilizer – lowered																	*25,000	*25,000	*25,000
	Front stabilizer – rear stabilizer – lowered																	*25,000	*25,000	*25,000
	Wide axle – front empty – rear parallel dozer – lowered																	*25,000	*25,000	*25,000
5 ft	Front empty – rear parallel dozer – raised																	15,800	11,800	9,200
	Front empty – rear parallel dozer – lowered																	15,700	11,800	9,200
	Front parallel dozer – rear stabilizer – lowered																	*18,500	*18,500	16,000
	Front stabilizer – rear stabilizer – lowered																	*18,500	*18,500	16,000
	Wide axle – front empty – rear parallel dozer – lowered																	15,900	11,800	9,200
0 ft	Front empty – rear parallel dozer – raised																	*10,900	*10,900	15,200
	Front empty – rear parallel dozer – lowered																	*10,900	*10,900	15,100
	Front parallel dozer – rear stabilizer – lowered																	*10,900	*10,900	18,800
	Front stabilizer – rear stabilizer – lowered																	*10,900	*10,900	18,800
	Wide axle – front empty – rear parallel dozer – lowered																	*10,900	*10,900	15,300
-5 ft	Front empty – rear parallel dozer – raised																	*17,600	*17,600	15,300
	Front empty – rear parallel dozer – lowered																	*17,600	*17,600	14,900
	Front parallel dozer – rear stabilizer – lowered																	*17,600	*17,600	17,600
	Front stabilizer – rear stabilizer – lowered																	*17,600	*17,600	17,100
	Wide axle – front empty – rear parallel dozer – lowered																	*17,600	*17,600	17,300
-10 ft	Front empty – rear parallel dozer – raised																	*17,800	*17,800	15,600
	Front empty – rear parallel dozer – lowered																	*17,800	*17,800	13,200
	Front parallel dozer – rear stabilizer – lowered																	*17,800	*17,800	17,800
	Front stabilizer – rear stabilizer – lowered																	*17,800	*17,800	13,200
	Wide axle – front empty – rear parallel dozer – lowered																	*17,800	*17,800	17,500
-15 ft	Front empty – rear parallel dozer – raised																	*5,500	*5,500	*5,500
	Front empty – rear parallel dozer – lowered																	*5,500	*5,500	*5,500
	Front parallel dozer – rear stabilizer – lowered																	*5,500	*5,500	*5,500
	Front stabilizer – rear stabilizer – lowered																	*5,500	*5,500	*5,500
	Wide axle – front empty – rear parallel dozer – lowered																	*5,500	*5,500	*5,500

*Limited by hydraulic rather than tipping load.

Oscillating axle needs to be locked. Weight of all lifting accessories must be subtracted from the lifting capacities. All lift capacities calculated and rated per ISO 10567:2007. Rated loads do not exceed 87% of hydraulic lift capacity or 75% of tipping load. Heavy Lift Function ON. Lifting capacities are based on the machine standing on a firm uniform supporting surface. The load point is the center line of the bucket pivot mounting pin on the stick. The use of a work tool attachment point to handle/lift objects, could affect the machine lift performance.

Always refer to the appropriate Operation and Maintenance Manual for specific product information.

M318 Wheeled Excavator Specifications

Bucket Specifications and Compatibility – North America

Contact your Cat dealer for special bucket requirements.

	Linkage	Width		Capacity		Weight		Fill	Free on wheels	Only dozer (blade) lowered	Dozer (blade) and two stabilizers (outrigger) lowered	Four stabilizers (outrigger) lowered	Free on wheels	Only dozer (blade) lowered	Dozer (blade) and two stabilizers (outrigger) lowered	Four stabilizers (outrigger) lowered	
		mm	in	m ³	yd ³	kg	lb										%
									4200 kg (9,259 lb) Counterweight								
									Variable Adjustable Boom								
									2500 mm (8'2") Stick				2900 mm (9'6") Stick				
Pin-On (No Quick Coupler)																	
General Duty	316	600	24	0.35	0.46	454	1,001	100	●	●	●	●	●	●	●	●	●
	316	750	30	0.49	0.64	516	1,137	100	●	●	●	●	●	●	●	●	●
	316	900	36	0.62	0.81	580	1,278	100	●	●	●	●	⊙	●	●	●	●
	316	1050	42	0.76	1.00	629	1,386	100	⊖	⊙	⊙	●	○	⊙	⊖	●	●
General Duty – Wide Tip	316	1200	48	0.91	1.19	697	1,538	100	○	⊖	⊖	●	◇	○	○	○	●
	316	600	24	0.42	0.55	473	1,042	100	●	●	●	●	●	●	●	●	●
	316	750	30	0.58	0.76	535	1,179	100	●	●	●	●	●	●	●	●	●
	316	1050	42	0.90	1.18	670	1,478	100	○	⊖	⊖	●	○	○	○	●	●
Severe Duty	316	1200	48	1.07	1.40	737	1,625	100	◇	○	○	●	◇	◇	◇	●	●
	316	600	24	0.35	0.46	505	1,113	90	●	●	●	●	●	●	●	●	●
	316	750	30	0.49	0.64	578	1,274	90	●	●	●	●	●	●	●	●	●
	316	900	36	0.62	0.81	653	1,440	90	●	●	●	●	⊙	●	●	●	●
Ditch Cleaning	316	1050	42	0.76	1.00	708	1,561	90	⊙	●	⊙	●	⊖	⊙	⊖	●	●
	316	1200	48	0.91	1.19	785	1,731	90	○	⊖	⊖	●	◇	○	○	●	●
	316	1500	60	0.93	1.22	579	1,277	100	○	⊖	⊖	●	○	⊖	○	○	●
	316	1800	72	0.78	1.02	928	2,046	100	○	⊖	○	●	◇	○	○	○	●
	316	2000	79	0.86	1.12	1,043	2,299	100	◇	○	◇	●	X	◇	◇	◇	●
Maximum load with pin-on (payload + bucket)									kg	1879	2136	1997	4078	1712	1952	1823	3761
									lb	4,142	4,708	4,403	8,990	3,773	4,303	4,019	8,292

Maximum Material Density:

- 2100 kg/m³ (3,500 lb/yd³)
- ⊙ 1800 kg/m³ (3,000 lb/yd³)
- ⊖ 1500 kg/m³ (2,500 lb/yd³)
- 1200 kg/m³ (2,000 lb/yd³)
- ◇ 900 kg/m³ (1,500 lb/yd³)
- X Not Recommended

The above loads are in compliance with hydraulic excavator standard EN474-5:2006+A3:2013, they do not exceed 87% of hydraulic lifting capacity or 75% of tipping capacity with front linkage fully extended at ground line with bucket curled. Capacity based on ISO 7451.

Caterpillar recommends using appropriate work tools to maximize the value customers receive from our products. Use of work tools, including buckets, which are outside of Caterpillar's recommendations or specifications for weight, dimensions, flows, pressures, etc. may result in less-than-optimal performance, including but not limited to reductions in production, stability, reliability, and component durability. Improper use of a work tool resulting in sweeping, prying, twisting and/or catching of heavy loads will reduce the life of the boom and stick.

(continued on next page)

M318 Wheeled Excavator Specifications

Bucket Specifications and Compatibility – North America (continued)

Contact your Cat dealer for special bucket requirements.

	Linkage	Width		Capacity		Weight		Fill	Free on wheels	Only dozer (blade) lowered	Dozer (blade) and two stabilizers (outrigger) lowered	Four stabilizers (outrigger) lowered	Free on wheels	Only dozer (blade) lowered	Dozer (blade) and two stabilizers (outrigger) lowered	Four stabilizers (outrigger) lowered	
		mm	in	m ³	yd ³	kg	lb										%
									4200 kg (9,259 lb) Counterweight								
									One-Piece Boom								
									2500 mm (8'2") Stick				2900 mm (9'6") Stick				
Pin-On (No Quick Coupler)																	
General Duty	316	600	24	0.35	0.46	454	1,001	100	●	●	●	●	●	●	●	●	●
	316	750	30	0.49	0.64	516	1,137	100	●	●	●	●	●	●	●	●	●
	316	900	36	0.62	0.81	580	1,278	100	●	●	●	●	●	●	●	●	●
	316	1050	42	0.76	1.00	629	1,386	100	⊙	●	⊙	●	⊖	⊙	⊙	●	●
General Duty – Wide Tip	316	1200	48	0.91	1.19	697	1,538	100	⊖	⊙	⊖	●	○	⊖	○	○	●
	316	600	24	0.42	0.55	473	1,042	100	●	●	●	●	●	●	●	●	●
	316	750	30	0.58	0.76	535	1,179	100	●	●	●	●	●	●	●	●	●
	316	1050	42	0.90	1.18	670	1,478	100	⊖	⊙	⊖	●	○	⊖	⊖	●	●
Severe Duty	316	1200	48	1.07	1.40	737	1,625	100	○	⊖	○	●	◇	○	○	○	●
	316	600	24	0.35	0.46	505	1,113	90	●	●	●	●	●	●	●	●	●
	316	750	30	0.49	0.64	578	1,274	90	●	●	●	●	●	●	●	●	●
	316	900	36	0.62	0.81	653	1,440	90	●	●	●	●	●	●	●	●	●
	316	1050	42	0.76	1.00	708	1,561	90	⊙	●	●	●	⊖	●	⊙	●	●
Ditch Cleaning	316	1200	48	0.91	1.19	785	1,731	90	⊖	⊙	⊖	●	○	⊖	○	○	●
	316	1500	60	1.24	1.62	770	1,698	100	◇	○	◇	●	◇	◇	◇	◇	●
	316	1500	60	0.93	1.22	579	1,277	100	⊖	⊙	⊖	●	○	⊖	⊖	●	●
	316	1800	72	1.14	1.49	661	1,458	100	○	○	○	●	◇	○	◇	●	●
	316	1500	60	0.64	0.84	830	1,829	100	⊙	●	⊖	●	⊖	⊙	⊙	●	●
									○	⊙	⊖	●	○	⊖	○	○	●
									◇	⊖	○	●	◇	○	◇	◇	●
Maximum load with coupler (payload + bucket)									kg	2018	2281	2140	4293	1842	2088	1958	3959
									lb	4,448	5,029	4,719	9,464	4,061	4,604	4,316	8,728

Maximum Material Density:

- 2100 kg/m³ (3,500 lb/yd³)
- ⊙ 1800 kg/m³ (3,000 lb/yd³)
- ⊖ 1500 kg/m³ (2,500 lb/yd³)
- 1200 kg/m³ (2,000 lb/yd³)
- ◇ 900 kg/m³ (1,500 lb/yd³)

The above loads are in compliance with hydraulic excavator standard EN474-5:2006+A3:2013, they do not exceed 87% of hydraulic lifting capacity or 75% of tipping capacity with front linkage fully extended at ground line with bucket curled. Capacity based on ISO 7451.

Caterpillar recommends using appropriate work tools to maximize the value customers receive from our products. Use of work tools, including buckets, which are outside of Caterpillar's recommendations or specifications for weight, dimensions, flows, pressures, etc. may result in less-than-optimal performance, including but not limited to reductions in production, stability, reliability, and component durability. Improper use of a work tool resulting in sweeping, prying, twisting and/or catching of heavy loads will reduce the life of the boom and stick.

M318 Wheeled Excavator Specifications

Bucket Specifications and Compatibility – North America (continued)

Contact your Cat dealer for special bucket requirements.

	Linkage	Width		Capacity		Weight		Fill	Free on wheels	Only dozer (blade) lowered	Dozer (blade) and two stabilizers (outrigger) lowered	Four stabilizers (outrigger) lowered	Free on wheels	Only dozer (blade) lowered	Dozer (blade) and two stabilizers (outrigger) lowered	Four stabilizers (outrigger) lowered	
		mm	in	m ³	yd ³	kg	lb										%
									3700 kg (8,157 lb) Counterweight								
									One-Piece Boom								
									2500 mm (8'2") Stick				2900 mm (9'6") Stick				
Pin-On (No Quick Coupler)																	
General Duty	316	600	24	0.35	0.46	454	1,001	100	●	●	●	●	●	●	●	●	●
	316	750	30	0.49	0.64	516	1,137	100	●	●	●	●	●	●	●	●	●
	316	900	36	0.62	0.81	580	1,278	100	●	●	●	●	⊙	●	⊙	●	●
	316	1050	42	0.76	1.00	629	1,386	100	⊖	⊙	⊙	●	○	⊖	○	●	●
General Duty – Wide Tip	316	1200	48	0.91	1.19	697	1,538	100	○	⊖	○	●	◇	○	○	○	●
	316	600	24	0.42	0.55	473	1,042	100	●	●	●	●	●	●	●	●	●
	316	750	30	0.58	0.76	535	1,179	100	●	●	●	●	⊙	●	●	●	●
	316	1050	42	0.90	1.18	670	1,478	100	○	⊖	⊖	●	◇	○	○	○	●
Severe Duty	316	1200	48	1.07	1.40	737	1,625	100	◇	○	◇	●	◇	◇	◇	◇	●
	316	600	24	0.35	0.46	505	1,113	90	●	●	●	●	●	●	●	●	●
	316	750	30	0.49	0.64	578	1,274	90	●	●	●	●	●	●	●	●	●
	316	900	36	0.62	0.81	653	1,440	90	●	●	●	●	⊙	●	●	●	●
Ditch Cleaning	316	1050	42	0.76	1.00	708	1,561	90	⊖	●	⊙	●	○	⊙	⊖	●	●
	316	1200	48	0.91	1.19	785	1,731	90	○	⊖	⊖	●	◇	○	○	○	●
	316	1500	60	1.24	1.62	770	1,698	100	◇	◇	◇	●	X	◇	◇	X	●
	316	1500	60	0.93	1.22	579	1,277	100	○	⊖	⊖	●	○	⊖	○	○	●
Ditch Cleaning	316	1800	72	1.14	1.49	661	1,458	100	◇	○	◇	●	◇	◇	◇	◇	●
	316	1500	60	0.64	0.84	830	1,829	100	⊖	⊙	⊙	●	○	⊖	⊖	●	
	316	1800	72	0.78	1.02	928	2,046	100	○	⊖	○	●	◇	○	◇	●	
	316	2000	79	0.86	1.12	1043	2,299	100	◇	○	◇	●	X	◇	◇	●	
Maximum load with coupler (payload + bucket)									kg	1832	2086	1955	4036	1667	1905	1783	3719
									lb	4,039	4,600	4,309	8,898	3,675	4,200	3,930	8,198

Maximum Material Density:

- 2100 kg/m³ (3,500 lb/yd³)
- ⊙ 1800 kg/m³ (3,000 lb/yd³)
- ⊖ 1500 kg/m³ (2,500 lb/yd³)
- 1200 kg/m³ (2,000 lb/yd³)
- ◇ 900 kg/m³ (1,500 lb/yd³)
- X Not Recommended

The above loads are in compliance with hydraulic excavator standard EN474-5:2006+A3:2013, they do not exceed 87% of hydraulic lifting capacity or 75% of tipping capacity with front linkage fully extended at ground line with bucket curled. Capacity based on ISO 7451.

Caterpillar recommends using appropriate work tools to maximize the value customers receive from our products. Use of work tools, including buckets, which are outside of Caterpillar's recommendations or specifications for weight, dimensions, flows, pressures, etc. may result in less-than-optimal performance, including but not limited to reductions in production, stability, reliability, and component durability. Improper use of a work tool resulting in sweeping, prying, twisting and/or catching of heavy loads will reduce the life of the boom and stick.

M318 Wheeled Excavator Specifications

Bucket Specifications and Compatibility – North America (continued)

Contact your Cat dealer for special bucket requirements.

	Linkage	Width		Capacity		Weight		Fill	Free on wheels	Only dozer (blade) lowered	Dozer (blade) and two stabilizers (outrigger) lowered	Four stabilizers (outrigger) lowered	Free on wheels	Only dozer (blade) lowered	Dozer (blade) and two stabilizers (outrigger) lowered	Four stabilizers (outrigger) lowered	
		mm	in	m ³	yd ³	kg	lb										%
									4200 kg (9,259 lb) Counterweight								
									Variable Adjustable Boom								
									2500 mm (8'2") Stick				2900 mm (9'6") Stick				
With Pin Grabber Coupler																	
General Duty	316	600	24	0.35	0.46	454	1,001	100	●	●	●	●	●	●	●	●	●
	316	750	30	0.49	0.64	516	1,137	100	●	●	●	●	●	●	●	●	●
	316	900	36	0.62	0.81	580	1,278	100	⊖	⊖	⊖	●	⊖	⊖	⊖	●	●
	316	1050	42	0.76	1.00	629	1,386	100	○	○	○	●	◇	○	◇	●	●
General Duty – Wide Tip	316	1200	48	0.91	1.19	697	1,538	100	◇	○	◇	●	X	◇	◇	●	●
	316	600	24	0.42	0.55	473	1,042	100	●	●	●	●	●	●	●	●	●
	316	750	30	0.58	0.76	535	1,179	100	⊖	●	⊖	●	⊖	⊖	⊖	●	●
	316	1050	42	0.90	1.18	670	1,478	100	◇	○	◇	●	X	◇	◇	●	●
Severe Duty	316	1200	48	1.07	1.40	737	1,625	100	X	◇	◇	●	X	X	X	●	●
	316	600	24	0.35	0.46	505	1,113	90	●	●	●	●	●	●	●	●	●
	316	750	30	0.49	0.64	578	1,274	90	●	●	●	●	●	●	●	●	●
	316	900	36	0.62	0.81	653	1,440	90	⊖	●	⊖	●	⊖	⊖	⊖	●	●
General Duty – Pin Grabber Performance	316	1050	42	0.76	1.00	708	1,561	90	○	⊖	○	●	◇	○	○	●	●
	316	1200	48	0.91	1.19	785	1,731	90	◇	○	◇	●	X	◇	◇	●	●
	316	600	24	0.33	0.43	436	961	100	●	●	●	●	●	●	●	●	●
	316	900	36	0.57	0.75	578	1,273	100	⊖	●	⊖	●	●	⊖	⊖	●	●
Severe Duty – Pin Grabber Performance	316	1050	42	0.70	0.92	712	1,570	90	○	⊖	⊖	●	◇	⊖	○	●	
Ditch Cleaning	316	1500	60	0.93	1.22	579	1,277	100	◇	○	○	●	◇	◇	◇	●	●
Ditch Cleaning Tilt	316	1500	60	0.64	0.84	830	1,829	100	◇	⊖	○	●	◇	○	◇	●	●
	316	1800	72	0.78	1.02	928	2,046	100	X	◇	◇	●	X	◇	X	●	●
	316	2000	79	0.86	1.12	1,043	2,299	100	X	◇	X	●	X	X	X	●	●
Maximum load with coupler (payload + bucket)									kg	1548	1805	1666	3747	1381	1621	1492	3430
									lb	3,413	3,979	3,674	8,260	3,044	3,573	3,290	7,562

Maximum Material Density:

- 2100 kg/m³ (3,500 lb/yd³)
- ⊖ 1800 kg/m³ (3,000 lb/yd³)
- 1500 kg/m³ (2,500 lb/yd³)
- ◇ 1200 kg/m³ (2,000 lb/yd³)
- X Not Recommended

The above loads are in compliance with hydraulic excavator standard EN474-5:2006+A3:2013, they do not exceed 87% of hydraulic lifting capacity or 75% of tipping capacity with front linkage fully extended at ground line with bucket curled. Capacity based on ISO 7451.

Caterpillar recommends using appropriate work tools to maximize the value customers receive from our products. Use of work tools, including buckets, which are outside of Caterpillar's recommendations or specifications for weight, dimensions, flows, pressures, etc. may result in less-than-optimal performance, including but not limited to reductions in production, stability, reliability, and component durability. Improper use of a work tool resulting in sweeping, prying, twisting and/or catching of heavy loads will reduce the life of the boom and stick.

M318 Wheeled Excavator Specifications

Bucket Specifications and Compatibility – North America (continued)

Contact your Cat dealer for special bucket requirements.

	Linkage	Width		Capacity		Weight		Fill	Free on wheels	Only dozer (blade) lowered	Dozer (blade) and two stabilizers (outrigger) lowered	Four stabilizers (outrigger) lowered	Free on wheels	Only dozer (blade) lowered	Dozer (blade) and two stabilizers (outrigger) lowered	Four stabilizers (outrigger) lowered	
		mm	in	m ³	yd ³	kg	lb										%
4200 kg (9,259 lb) Counterweight																	
One-Piece Boom																	
With Pin Grabber Coupler																	
2500 mm (8'2") Stick 2900 mm (9'6") Stick																	
General Duty	316	600	24	0.35	0.46	454	1,001	100	●	●	●	●	●	●	●	●	
	316	750	30	0.49	0.64	516	1,137	100	●	●	●	●	●	●	●	●	
	316	900	36	0.62	0.81	580	1,278	100	⊙	●	⊙	●	⊖	⊙	⊖	●	
	316	1050	42	0.76	1.00	629	1,386	100	○	⊙	⊖	●	○	⊖	○	●	
General Duty – Wide Tip	316	1200	48	0.91	1.19	697	1,538	100	◇	○	○	●	◇	○	◇	●	
	316	600	24	0.42	0.55	473	1,042	100	●	●	●	●	●	●	●	●	
	316	750	30	0.58	0.76	535	1,179	100	⊙	●	●	●	⊖	●	⊙	●	
	316	1050	42	0.90	1.18	670	1,478	100	◇	○	○	●	◇	○	◇	●	
Severe Duty	316	1200	48	1.07	1.40	737	1,625	100	◇	◇	◇	●	X	◇	X	●	
	316	600	24	0.35	0.46	505	1,113	90	●	●	●	●	●	●	●	●	
	316	750	30	0.49	0.64	578	1,274	90	●	●	●	●	●	●	●	●	
	316	900	36	0.62	0.81	653	1,440	90	⊙	●	●	●	⊖	⊙	⊙	●	
General Duty – Pin Grabber Performance	316	1050	42	0.76	1.00	708	1,561	90	⊖	⊙	⊖	●	○	⊖	○	●	
	316	1200	48	0.91	1.19	785	1,731	90	◇	○	○	●	◇	○	◇	●	
	316	600	24	0.33	0.43	436	961	100	●	●	●	●	●	●	●	●	
	316	900	36	0.57	0.75	578	1,273	100	⊙	●	●	●	⊖	●	⊙	●	
Severe Duty – Pin Grabber Performance	316	1050	42	0.70	0.92	712	1,570	90	⊖	⊙	⊙	●	○	⊖	⊖	●	
	316	1500	60	1.24	1.62	770	1,698	100	X	◇	X	●	X	X	X	●	
Ditch Cleaning	316	1500	60	0.93	1.22	579	1,277	100	○	⊖	○	●	◇	○	◇	●	
	316	1800	72	1.14	1.49	661	1,458	100	◇	◇	◇	●	X	◇	X	●	
Ditch Cleaning Tilt	316	1500	60	0.64	0.84	830	1,829	100	○	⊙	⊖	●	◇	⊖	○	●	
	316	1800	72	0.78	1.02	928	2,046	100	◇	○	◇	●	X	◇	◇	●	
	316	2000	79	0.86	1.12	1043	2,299	100	X	◇	◇	●	X	X	X	●	
Maximum load with coupler (payload + bucket)									kg	1687	1950	1809	3962	1511	1758	1627	3628
									lb	3,719	4,299	3,989	8,734	3,332	3,875	3,587	7,999

Maximum Material Density:

- 2100 kg/m³ (3,500 lb/yd³)
- ⊙ 1800 kg/m³ (3,000 lb/yd³)
- ⊖ 1500 kg/m³ (2,500 lb/yd³)
- 1200 kg/m³ (2,000 lb/yd³)
- ◇ 900 kg/m³ (1,500 lb/yd³)
- X Not Recommended

The above loads are in compliance with hydraulic excavator standard EN474-5:2006+A3:2013, they do not exceed 87% of hydraulic lifting capacity or 75% of tipping capacity with front linkage fully extended at ground line with bucket curled. Capacity based on ISO 7451.

Caterpillar recommends using appropriate work tools to maximize the value customers receive from our products. Use of work tools, including buckets, which are outside of Caterpillar's recommendations or specifications for weight, dimensions, flows, pressures, etc. may result in less-than-optimal performance, including but not limited to reductions in production, stability, reliability, and component durability. Improper use of a work tool resulting in sweeping, prying, twisting and/or catching of heavy loads will reduce the life of the boom and stick.

M318 Wheeled Excavator Specifications

Bucket Specifications and Compatibility – North America (continued)

Contact your Cat dealer for special bucket requirements.

	Linkage	Width		Capacity		Weight		Fill	Free on wheels	Only dozer (blade) lowered	Dozer (blade) and two stabilizers (outrigger) lowered	Four stabilizers (outrigger) lowered	Free on wheels	Only dozer (blade) lowered	Dozer (blade) and two stabilizers (outrigger) lowered	Four stabilizers (outrigger) lowered	
		mm	in	m ³	yd ³	kg	lb										%
3700 kg (8,157 lb) Counterweight																	
One-Piece Boom																	
With Pin Grabber Coupler																	
2500 mm (8'2") Stick 2900 mm (9'6") Stick																	
General Duty	316	600	24	0.35	0.46	454	1,001	100	●	●	●	●	●	●	●	●	
	316	750	30	0.49	0.64	516	1,137	100	●	●	●	●	○	●	○	●	
	316	900	36	0.62	0.81	580	1,278	100	⊖	⊙	⊖	●	○	○	○	●	
	316	1050	42	0.76	1.00	629	1,386	100	○	⊖	○	●	◇	○	◇	●	
General Duty – Wide Tip	316	1200	48	0.91	1.19	697	1,538	100	◇	○	◇	●	X	◇	X	●	
	316	600	24	0.42	0.55	473	1,042	100	●	●	●	●	●	●	●	●	
	316	750	30	0.58	0.76	535	1,179	100	⊖	●	⊙	●	○	⊙	⊖	●	
	316	1050	42	0.90	1.18	670	1,478	100	◇	○	◇	●	X	◇	◇	●	
Severe Duty	316	1200	48	1.07	1.40	737	1,625	100	X	◇	X	●	X	X	X	●	
	316	600	24	0.35	0.46	505	1,113	90	●	●	●	●	●	●	●	●	
	316	750	30	0.49	0.64	578	1,274	90	●	●	●	●	⊙	●	⊙	●	
	316	900	36	0.62	0.81	653	1,440	90	⊖	⊙	⊙	●	○	⊖	⊖	●	
General Duty – Pin Grabber Performance	316	1050	42	0.76	1.00	708	1,561	90	○	⊖	○	●	◇	○	◇	●	
	316	1200	48	0.91	1.19	785	1,731	90	◇	○	◇	●	X	◇	X	●	
	316	600	24	0.33	0.43	436	961	100	●	●	●	●	●	●	●	●	
	316	900	36	0.57	0.75	578	1,273	100	⊖	●	⊙	●	○	⊙	⊖	●	
Severe Duty – Pin Grabber Performance	316	1050	42	0.70	0.92	712	1,570	90	○	⊖	⊖	●	◇	○	○	●	
	316	1500	60	1.24	1.62	770	1,698	100	X	X	X	●	X	X	X	●	
Ditch Cleaning	316	1500	60	0.93	1.22	579	1,277	100	◇	○	◇	●	X	◇	◇	●	
	316	1800	72	1.14	1.49	661	1,458	100	X	◇	X	●	X	X	X	●	
Ditch Cleaning Tilt	316	1500	60	0.64	0.84	830	1,829	100	◇	⊖	○	●	X	○	◇	●	
	316	1800	72	0.78	1.02	928	2,046	100	X	◇	◇	●	X	X	X	●	
	316	2000	79	0.86	1.12	1043	2,299	100	X	X	X	●	X	X	X	●	
Maximum load with coupler (payload + bucket)									kg	1501	1756	1624	3705	1336	1574	1452	3388
									lb	3,309	3,870	3,580	8,168	2,945	3,470	3,200	7,468

Maximum Material Density:

- 2100 kg/m³ (3,500 lb/yd³)
- ⊙ 1800 kg/m³ (3,000 lb/yd³)
- ⊖ 1500 kg/m³ (2,500 lb/yd³)
- 1200 kg/m³ (2,000 lb/yd³)
- ◇ 900 kg/m³ (1,500 lb/yd³)
- X Not Recommended

The above loads are in compliance with hydraulic excavator standard EN474-5:2006+A3:2013, they do not exceed 87% of hydraulic lifting capacity or 75% of tipping capacity with front linkage fully extended at ground line with bucket curled. Capacity based on ISO 7451.

Caterpillar recommends using appropriate work tools to maximize the value customers receive from our products. Use of work tools, including buckets, which are outside of Caterpillar's recommendations or specifications for weight, dimensions, flows, pressures, etc. may result in less-than-optimal performance, including but not limited to reductions in production, stability, reliability, and component durability. Improper use of a work tool resulting in sweeping, prying, twisting and/or catching of heavy loads will reduce the life of the boom and stick.

M318 Wheeled Excavator Specifications

Bucket Specifications and Compatibility – Europe

Contact your Cat dealer for special bucket requirements.

	Linkage	Width		Capacity		Weight		Fill	Free on wheels	Only dozer (blade) lowered	Dozer (blade) and two stabilizers (outrigger) lowered	Four stabilizers (outrigger) lowered	Free on wheels	Only dozer (blade) lowered	Dozer (blade) and two stabilizers (outrigger) lowered	Four stabilizers (outrigger) lowered	Free on wheels	Only dozer (blade) lowered	Dozer (blade) and two stabilizers (outrigger) lowered	Four stabilizers (outrigger) lowered	
		mm	in	m ³	yd ³	kg	lb														%
Pin-On (No Quick Coupler)									4200 kg (9,259 lb) Counterweight												
									Variable Adjustable Boom												
									2200 mm (7'3") Stick			2500 mm (8'2") Stick			2900 mm (9'6") Stick						
General Duty	316	1300	51	1.00	1.31	695	1,532	100	○	⊖	○	●	○	⊖	○	●	◇	○	◇	●	
	316	600	24	0.35	0.46	440	969	100	●	●	●	●	●	●	●	●	●	●	●	●	
	316	900	36	0.62	0.81	546	1,203	100	●	●	●	●	●	●	●	●	⊙	●	●	●	
	316	1200	48	0.91	1.19	658	1,450	100	⊖	⊙	⊖	●	○	⊖	⊖	●	○	○	○	●	
Ditch Cleaning	316	2000	78	0.94	1.23	723	1,594	100	○	⊖	⊖	●	○	⊖	○	●	◇	○	○	●	
Ditch Cleaning Tilt	316	2000	79	0.86	1.12	1,028	2,266	100	◇	○	○	●	◇	○	○	●	X	◇	◇	●	
Maximum load with pin-on (payload + bucket)									kg	1980	2248	2102	4284	1879	2136	1997	4078	1712	1952	1823	3761
									lb	4,364	4,956	4,635	9,446	4,142	4,708	4,403	8,990	3,773	4,303	4,019	8,292

Pin-On (No Quick Coupler)									3700 kg (8,157 lb) Counterweight												
									Variable Adjustable Boom												
									2200 mm (7'3") Stick			2500 mm (8'2") Stick			2900 mm (9'6") Stick						
General Duty	316	1300	51	1.00	1.31	695	1,532	100	◇	○	○	●	◇	○	◇	●	X	◇	◇	●	
	316	600	24	0.35	0.46	440	969	100	●	●	●	●	●	●	●	●	●	●	●	●	
	316	900	36	0.62	0.81	546	1,203	100	●	●	●	●	⊙	●	●	●	⊖	⊙	⊙	●	
	316	1200	48	0.91	1.19	658	1,450	100	○	⊖	○	●	○	○	○	●	◇	○	◇	●	
Ditch Cleaning	316	2000	78	0.94	1.23	723	1,594	100	◇	○	○	●	◇	○	○	●	◇	◇	◇	●	
Ditch Cleaning Tilt	316	2000	79	0.86	1.12	1,028	2,266	100	◇	○	◇	●	X	○	○	●	X	◇	X	●	
Maximum load with pin-on (payload + bucket)									kg	1794	2053	1916	4027	1700	1948	1818	3831	1542	1775	1654	3530
									lb	3,954	4,526	4,225	8,878	3,747	4,294	4,008	8,446	3,400	3,913	3,646	7,782

Maximum Material Density:

- 2100 kg/m³ (3,500 lb/yd³)
- ⊙ 1800 kg/m³ (3,000 lb/yd³)
- ⊖ 1500 kg/m³ (2,500 lb/yd³)
- 1200 kg/m³ (2,000 lb/yd³)
- ◇ 900 kg/m³ (1,500 lb/yd³)
- X Not Recommended

The above loads are in compliance with hydraulic excavator standard EN474-5:2006+A3:2013, they do not exceed 87% of hydraulic lifting capacity or 75% of tipping capacity with front linkage fully extended at ground line with bucket curled. Capacity based on ISO 7451.

Caterpillar recommends using appropriate work tools to maximize the value customers receive from our products. Use of work tools, including buckets, which are outside of Caterpillar's recommendations or specifications for weight, dimensions, flows, pressures, etc. may result in less-than-optimal performance, including but not limited to reductions in production, stability, reliability, and component durability. Improper use of a work tool resulting in sweeping, prying, twisting and/or catching of heavy loads will reduce the life of the boom and stick.

(continued on next page)

M318 Wheeled Excavator Specifications

Bucket Specifications and Compatibility – Europe (continued)

Contact your Cat dealer for special bucket requirements.

	Linkage	Width		Capacity		Weight		Fill	Free on wheels	Only dozer (blade) lowered	Dozer (blade) and two stabilizers (outrigger) lowered	Four stabilizers (outrigger) lowered	Free on wheels	Only dozer (blade) lowered	Dozer (blade) and two stabilizers (outrigger) lowered	Four stabilizers (outrigger) lowered	Free on wheels	Only dozer (blade) lowered	Dozer (blade) and two stabilizers (outrigger) lowered	Four stabilizers (outrigger) lowered	
		mm	in	m ³	yd ³	kg	lb														%
									4200 kg (9,259 lb) Counterweight												
									One-Piece Boom												
									2200 mm (7'3") Stick				2500 mm (8'2") Stick				2900 mm (9'6") Stick				
Pin-On (No Quick Coupler)																					
General Duty	316	1300	51	1.00	1.31	695	1,532	100	○	⊖	⊖	●	○	⊖	⊖	●	○	○	○	●	
	316	600	24	0.35	0.46	440	969	100	●	●	●	●	●	●	●	●	●	●	●	●	
	316	900	36	0.62	0.81	546	1,203	100	●	●	●	●	●	●	●	●	●	●	●	●	
	316	1200	48	0.91	1.19	658	1,450	100	⊖	⊖	⊖	●	⊖	⊖	⊖	●	○	⊖	⊖	●	
Ditch Cleaning	316	2000	78	0.94	1.23	723	1,594	100	⊖	⊖	⊖	●	○	⊖	⊖	●	○	⊖	⊖	●	
Ditch Cleaning Tilt	316	2000	79	0.86	1.12	1028	2,266	100	○	⊖	○	●	○	⊖	⊖	●	◇	○	◇	●	
Maximum load with pin-on (payload + bucket)									kg	2116	2390	2243	4495	2018	2281	2140	4293	1842	2088	1958	3959
									lb	4,665	5,270	4,945	9,910	4,448	5,029	4,719	9,464	4,061	4,604	4,316	8,728

									3700 kg (8,157 lb) Counterweight												
									One-Piece Boom												
									2200 mm (7'3") Stick				2500 mm (8'2") Stick				2900 mm (9'6") Stick				
Pin-On (No Quick Coupler)																					
General Duty	316	1300	51	1.00	1.31	695	1,532	100	○	⊖	○	●	◇	○	○	●	◇	○	◇	●	
	316	600	24	0.35	0.46	440	969	100	●	●	●	●	●	●	●	●	●	●	●	●	
	316	900	36	0.62	0.81	546	1,203	100	●	●	●	●	●	●	●	●	⊖	●	⊖	●	
	316	1200	48	0.91	1.19	658	1,450	100	○	⊖	⊖	●	○	⊖	⊖	●	◇	○	○	●	
Ditch Cleaning	316	2000	78	0.94	1.23	723	1,594	100	○	⊖	○	●	○	⊖	⊖	●	◇	○	◇	●	
Ditch Cleaning Tilt	316	2000	79	0.86	1.12	1028	2,266	100	◇	○	○	●	◇	○	◇	●	X	○	◇	●	
Maximum load with pin-on (payload + bucket)									kg	1923	2188	2050	4228	1832	2086	1955	4036	1667	1905	1783	3719
									lb	4,240	4,825	4,520	9,321	4,039	4,600	4,309	8,898	3,675	4,200	3,930	8,198

Maximum Material Density:

- 2100 kg/m³ (3,500 lb/yd³)
- ⊖ 1800 kg/m³ (3,000 lb/yd³)
- 1500 kg/m³ (2,500 lb/yd³)
- 1200 kg/m³ (2,000 lb/yd³)
- ◇ 900 kg/m³ (1,500 lb/yd³)
- X Not Recommended

The above loads are in compliance with hydraulic excavator standard EN474-5:2006+A3:2013, they do not exceed 87% of hydraulic lifting capacity or 75% of tipping capacity with front linkage fully extended at ground line with bucket curled. Capacity based on ISO 7451.

Caterpillar recommends using appropriate work tools to maximize the value customers receive from our products. Use of work tools, including buckets, which are outside of Caterpillar's recommendations or specifications for weight, dimensions, flows, pressures, etc. may result in less-than-optimal performance, including but not limited to reductions in production, stability, reliability, and component durability. Improper use of a work tool resulting in sweeping, prying, twisting and/or catching of heavy loads will reduce the life of the boom and stick.

(continued on next page)

M318 Wheeled Excavator Specifications

Bucket Specifications and Compatibility – Europe (continued)

Contact your Cat dealer for special bucket requirements.

	Linkage	Width		Capacity		Weight		Fill	Free on wheels	Only dozer (blade) lowered	Dozer (blade) and two stabilizers (outrigger) lowered	Four stabilizers (outrigger) lowered	Free on wheels	Only dozer (blade) lowered	Dozer (blade) and two stabilizers (outrigger) lowered	Four stabilizers (outrigger) lowered	Free on wheels	Only dozer (blade) lowered	Dozer (blade) and two stabilizers (outrigger) lowered	Four stabilizers (outrigger) lowered	
		mm	in	m ³	yd ³	kg	lb														%
									4200 kg (9,259 lb) Counterweight												
									Variable Adjustable Boom												
									2200 mm (7'3") Stick				2500 mm (8'2") Stick				2900 mm (9'6") Stick				
With Pin Grabber Coupler																					
General Duty	316	1300	51	1.00	1.31	695	1,532	100	◇	○	◇	●	X	◇	◇	●	X	◇	X	●	
	316	1100	43	0.80	1.04	632	1,392	100	○	⊖	⊖	●	○	⊖	○	●	◇	○	◇	●	
	316	600	24	0.35	0.46	440	969	100	●	●	●	●	●	●	●	●	●	●	●	●	
	316	900	36	0.62	0.81	546	1,203	100	⊙	●	⊙	●	⊖	●	⊙	●	○	⊙	⊖	●	
	316	1200	48	0.91	1.19	658	1,450	100	◇	○	○	●	◇	○	◇	●	X	◇	◇	●	
Ditch Cleaning	316	2000	78	0.94	1.23	723	1,594	100	◇	○	◇	●	◇	○	◇	●	X	◇	◇	●	
Ditch Cleaning Tilt	316	2000	79	0.86	1.12	1,028	2,266	100	X	◇	◇	●	X	○	X	●	X	X	X	●	
Maximum load with coupler (payload + bucket)									kg	1649	1917	1772	3954	1548	1805	1666	3747	1381	1621	1492	3430
									lb	3,635	4,227	3,906	8,716	3,413	3,979	3,674	8,260	3,044	3,573	3,290	7,562
									3700 kg (8,157 lb) Counterweight												
									Variable Adjustable Boom												
									2200 mm (7'3") Stick				2500 mm (8'2") Stick				2900 mm (9'6") Stick				
With Pin Grabber Coupler																					
General Duty	316	1300	51	1.00	1.31	695	1,532	100	X	◇	◇	●	X	◇	X	●	X	X	X	●	
	316	1100	43	0.80	1.04	632	1,392	100	◇	○	○	●	◇	○	◇	●	X	◇	◇	●	
	316	600	24	0.35	0.46	440	969	100	●	●	●	●	●	●	●	●	●	●	●	●	
	316	900	36	0.62	0.81	546	1,203	100	⊖	⊙	⊖	●	○	⊙	⊖	●	◇	⊖	○	●	
	316	1200	48	0.91	1.19	658	1,450	100	◇	○	◇	●	X	◇	◇	●	X	◇	X	●	
Ditch Cleaning	316	2000	78	0.94	1.23	723	1,594	100	X	◇	◇	●	X	◇	X	●	X	X	X	●	
Ditch Cleaning Tilt	316	2000	79	0.86	1.12	1,028	2,266	100	X	X	X	●	X	X	X	●	X	X	X	●	
Maximum load with coupler (payload + bucket)									kg	1463	1722	1585	3696	1369	1617	1487	3500	1211	1444	1323	3199
									lb	3,225	3,797	3,495	8,149	3,018	3,565	3,278	7,717	2,671	3,183	2,917	7,053

Maximum Material Density:

- 2100 kg/m³ (3,500 lb/yd³)
- ⊙ 1800 kg/m³ (3,000 lb/yd³)
- ⊖ 1500 kg/m³ (2,500 lb/yd³)
- 1200 kg/m³ (2,000 lb/yd³)
- ◇ 900 kg/m³ (1,500 lb/yd³)
- X Not Recommended

The above loads are in compliance with hydraulic excavator standard EN474-5:2006+A3:2013, they do not exceed 87% of hydraulic lifting capacity or 75% of tipping capacity with front linkage fully extended at ground line with bucket curled. Capacity based on ISO 7451.

Caterpillar recommends using appropriate work tools to maximize the value customers receive from our products. Use of work tools, including buckets, which are outside of Caterpillar's recommendations or specifications for weight, dimensions, flows, pressures, etc. may result in less-than-optimal performance, including but not limited to reductions in production, stability, reliability, and component durability. Improper use of a work tool resulting in sweeping, prying, twisting and/or catching of heavy loads will reduce the life of the boom and stick.

(continued on next page)

M318 Wheeled Excavator Specifications

Bucket Specifications and Compatibility – Europe (continued)

Contact your Cat dealer for special bucket requirements.

	Linkage	Width		Capacity		Weight		Fill	Free on wheels	Only dozer (blade) lowered	Dozer (blade) and two stabilizers (outrigger) lowered	Four stabilizers (outrigger) lowered	Free on wheels	Only dozer (blade) lowered	Dozer (blade) and two stabilizers (outrigger) lowered	Four stabilizers (outrigger) lowered	Free on wheels	Only dozer (blade) lowered	Dozer (blade) and two stabilizers (outrigger) lowered	Four stabilizers (outrigger) lowered	
		mm	in	m ³	yd ³	kg	lb														%
									4200 kg (9,259 lb) Counterweight												
									One-Piece Boom												
									2200 mm (7'3") Stick			2500 mm (8'2") Stick			2900 mm (9'6") Stick						
With Pin Grabber Coupler																					
General Duty	316	1300	51	1.00	1.31	695	1,532	100	◇	○	○	●	◇	○	◇	●	X	◇	◇	●	
	316	1100	43	0.80	1.04	632	1,392	100	⊖	⊙	⊖	●	○	⊖	⊖	●	◇	○	○	●	
	316	600	24	0.35	0.46	440	969	100	●	●	●	●	●	●	●	●	●	●	●	●	
	316	900	36	0.62	0.81	546	1,203	100	●	●	●	●	⊙	●	●	●	⊖	⊙	⊙	●	
	316	1200	48	0.91	1.19	658	1,450	100	○	⊖	○	●	◇	○	○	●	◇	○	◇	●	
Ditch Cleaning	316	2000	78	0.94	1.23	723	1,594	100	◇	○	○	●	◇	○	○	●	X	◇	◇	●	
Ditch Cleaning Tilt	316	2000	79	0.86	1.12	1028	2,266	100	◇	○	◇	●	X	○	◇	●	X	X	X	●	
Maximum load with coupler (payload + bucket)									kg	1785	2059	1912	4164	1687	1950	1809	3962	1511	1758	1627	3628
									lb	3,935	4,540	4,215	9,181	3,719	4,299	3,989	8,734	3,332	3,875	3,587	7,999
									3700 kg (8,157 lb) Counterweight												
									One-Piece Boom												
									2200 mm (7'3") Stick			2500 mm (8'2") Stick			2900 mm (9'6") Stick						
With Pin Grabber Coupler																					
General Duty	316	1300	51	1.00	1.31	695	1,532	100	◇	○	◇	●	X	○	○	●	X	◇	◇	●	
	316	1100	43	0.80	1.04	632	1,392	100	○	⊖	○	●	◇	○	○	●	◇	○	X	●	
	316	600	24	0.35	0.46	440	969	100	●	●	●	●	●	●	●	●	●	●	●	●	
	316	900	36	0.62	0.81	546	1,203	100	⊖	●	⊙	●	⊖	⊙	⊙	●	○	⊖	⊖	●	
	316	1200	48	0.91	1.19	658	1,450	100	◇	○	◇	●	◇	○	◇	●	X	◇	◇	●	
Ditch Cleaning	316	2000	78	0.94	1.23	723	1,594	100	◇	○	◇	●	X	◇	◇	●	X	◇	X	●	
Ditch Cleaning Tilt	316	2000	79	0.86	1.12	1028	2,266	100	X	◇	X	●	X	X	X	●	X	X	X	●	
Maximum load with coupler (payload + bucket)									kg	1592	1858	1719	3897	1501	1756	1624	3705	1336	1574	1452	3388
									lb	3,511	4,095	3,791	8,591	3,309	3,870	3,580	8,168	2,945	3,470	3,200	7,468

Maximum Material Density:

- 2100 kg/m³ (3,500 lb/yd³)
- ⊙ 1800 kg/m³ (3,000 lb/yd³)
- ⊖ 1500 kg/m³ (2,500 lb/yd³)
- 1200 kg/m³ (2,000 lb/yd³)
- ◇ 900 kg/m³ (1,500 lb/yd³)
- X Not Recommended

The above loads are in compliance with hydraulic excavator standard EN474-5:2006+A3:2013, they do not exceed 87% of hydraulic lifting capacity or 75% of tipping capacity with front linkage fully extended at ground line with bucket curled. Capacity based on ISO 7451.

Caterpillar recommends using appropriate work tools to maximize the value customers receive from our products. Use of work tools, including buckets, which are outside of Caterpillar's recommendations or specifications for weight, dimensions, flows, pressures, etc. may result in less-than-optimal performance, including but not limited to reductions in production, stability, reliability, and component durability. Improper use of a work tool resulting in sweeping, prying, twisting and/or catching of heavy loads will reduce the life of the boom and stick.

(continued on next page)

M318 Wheeled Excavator Specifications

Bucket Specifications and Compatibility – Europe (continued)

Contact your Cat dealer for special bucket requirements.

	Linkage	Width		Capacity		Weight		Fill	Free on wheels	Only dozer (blade) lowered	Dozer (blade) and two stabilizers (outrigger) lowered	Four stabilizers (outrigger) lowered	Free on wheels	Only dozer (blade) lowered	Dozer (blade) and two stabilizers (outrigger) lowered	Four stabilizers (outrigger) lowered	Free on wheels	Only dozer (blade) lowered	Dozer (blade) and two stabilizers (outrigger) lowered	Four stabilizers (outrigger) lowered	
		mm	in	m ³	yd ³	kg	lb														%
									4200 kg (9,259 lb) Counterweight												
									Variable Adjustable Boom												
									2200 mm (7'3") Stick				2500 mm (8'2") Stick				2900 mm (9'6") Stick				
With CW-30 Coupler																					
General Duty	316	600	24	0.35	0.46	439	967	100	●	●	●	●	●	●	●	●	●	●	●	●	
	316	750	30	0.49	0.64	475	1,047	100	●	●	●	●	●	●	●	●	●	●	●	●	
	316	900	36	0.62	0.81	534	1,177	100	⊙	●	●	●	⊙	●	●	●	⊙	●	●	●	
	316	1100	43	0.80	1.04	593	1,307	100	⊖	⊙	⊖	●	⊖	⊖	●	⊖	⊖	⊖	⊖	●	
	316	1200	48	0.90	1.18	646	1,423	100	⊖	⊖	⊖	●	⊖	⊖	●	⊖	⊖	⊖	⊖	●	
Heavy Duty	316	1300	51	1.00	1.31	677	1,492	100	◇	⊖	⊖	●	◇	⊖	⊖	●	◇	⊖	⊖	●	
	316	1300	51	1.00	1.31	694	1,529	100	◇	⊖	⊖	●	◇	⊖	⊖	●	X	◇	◇	●	
General Duty – Leveling Edge	316	996	39.2	0.70	0.93	586	1,291	100	⊖	●	⊙	●	⊖	⊙	⊙	●	⊖	⊖	⊖	●	
	316	1200	47	0.91	1.19	672	1,481	100	⊖	⊖	⊖	●	◇	⊖	⊖	●	◇	⊖	⊖	●	
	316	690	27	0.47	0.61	476	1,049	100	●	●	●	●	●	●	●	●	●	●	●	●	
	316	790	31	0.56	0.73	509	1,122	100	●	●	●	●	●	●	●	●	⊙	●	⊙	●	
Ditch Cleaning	316	1800	72	1.10	1.44	646	1,423	100	◇	⊖	◇	●	◇	⊖	◇	●	X	◇	◇	●	
	316	1800	72	0.78	1.02	1,048	2,310	100	◇	⊖	◇	●	X	◇	◇	●	X	◇	X	●	
Ditch Cleaning Tilt	316	2000	79	0.86	1.13	1,111	2,449	100	X	◇	◇	●	X	◇	X	●	X	X	X	●	
	Maximum load with coupler (payload + bucket)									kg	1768	2036	1890	4072	1667	1924	1785	3866	1500	1740	1611
									lb	3,897	4,489	4,168	8,978	3,675	4,241	3,936	8,522	3,306	3,835	3,552	7,825

									3700 kg (8,157 lb) Counterweight												
									Variable Adjustable Boom												
									2200 mm (7'3") Stick				2500 mm (8'2") Stick				2900 mm (9'6") Stick				
With CW-30 Coupler																					
General Duty	316	600	24	0.35	0.46	439	967	100	●	●	●	●	●	●	●	●	●	●	●	●	
	316	750	30	0.49	0.64	475	1,047	100	●	●	●	●	●	●	●	●	●	●	●	●	
	316	900	36	0.62	0.81	534	1,177	100	⊖	●	⊙	●	⊖	⊙	⊙	●	⊖	⊖	⊖	●	
	316	1100	43	0.80	1.04	593	1,307	100	⊖	⊖	⊖	●	◇	⊖	⊖	●	◇	⊖	⊖	●	
	316	1200	48	0.90	1.18	646	1,423	100	◇	⊖	⊖	●	◇	⊖	⊖	●	X	◇	◇	●	
Heavy Duty	316	1300	51	1.00	1.31	677	1,492	100	◇	⊖	◇	●	X	◇	◇	●	X	◇	X	●	
	316	1300	51	1.00	1.31	694	1,529	100	◇	⊖	◇	●	X	◇	◇	●	X	◇	X	●	
General Duty – Leveling Edge	316	996	39.2	0.70	0.93	586	1,291	100	⊖	⊙	⊖	●	⊖	⊖	⊖	●	◇	⊖	⊖	●	
	316	1200	47	0.91	1.19	672	1,481	100	◇	⊖	◇	●	◇	⊖	⊖	●	X	◇	X	●	
	316	690	27	0.47	0.61	476	1,049	100	●	●	●	●	●	●	●	●	⊙	●	⊙	●	
	316	790	31	0.56	0.73	509	1,122	100	⊙	●	●	●	⊙	●	⊙	●	⊖	⊙	⊖	●	
Ditch Cleaning	316	1400	55	1.09	1.43	738	1,626	100	X	◇	◇	●	X	◇	X	●	X	X	X	●	
	316	1800	72	1.10	1.44	646	1,423	100	X	◇	◇	●	X	◇	◇	●	X	X	X	●	
Ditch Cleaning Tilt	316	1800	72	0.78	1.02	1,048	2,310	100	X	◇	X	●	X	◇	X	●	X	X	X	●	
	316	2000	79	0.86	1.13	1,111	2,449	100	X	X	X	●	X	X	X	●	X	X	X	●	
Maximum load with coupler (payload + bucket)									kg	1582	1841	1704	3815	1488	1736	1606	3619	1330	1563	1442	3318
									lb	3,487	4,059	3,757	8,411	3,280	3,827	3,541	7,979	2,933	3,445	3,179	7,315

Maximum Material Density:

- 2100 kg/m³ (3,500 lb/yd³)
- ⊙ 1800 kg/m³ (3,000 lb/yd³)
- ⊖ 1500 kg/m³ (2,500 lb/yd³)
- ◇ 1200 kg/m³ (2,000 lb/yd³)
- X 900 kg/m³ (1,500 lb/yd³)
- X Not Recommended

The above loads are in compliance with hydraulic excavator standard EN474-5:2006+A3:2013, they do not exceed 87% of hydraulic lifting capacity or 75% of tipping capacity with front linkage fully extended at ground line with bucket curled. Capacity based on ISO 7451.

Caterpillar recommends using appropriate work tools to maximize the value customers receive from our products. Use of work tools, including buckets, which are outside of Caterpillar's recommendations or specifications for weight, dimensions, flows, pressures, etc. may result in less-than-optimal performance, including but not limited to reductions in production, stability, reliability, and component durability. Improper use of a work tool resulting in sweeping, prying, twisting and/or catching of heavy loads will reduce the life of the boom and stick.

(continued on next page)

M318 Wheeled Excavator Specifications

Bucket Specifications and Compatibility – Europe (continued)

Contact your Cat dealer for special bucket requirements.

	Linkage	Width		Capacity		Weight		Fill	Free on wheels	Only dozer (blade) lowered	Dozer (blade) and two stabilizers (outrigger) lowered	Four stabilizers (outrigger) lowered	Free on wheels	Only dozer (blade) lowered	Dozer (blade) and two stabilizers (outrigger) lowered	Four stabilizers (outrigger) lowered	Free on wheels	Only dozer (blade) lowered	Dozer (blade) and two stabilizers (outrigger) lowered	Four stabilizers (outrigger) lowered	
		mm	in	m ³	yd ³	kg	lb														%
									4200 kg (9,259 lb) Counterweight												
									One-Piece Boom												
									2200 mm (7'3") Stick				2500 mm (8'2") Stick				2900 mm (9'6") Stick				
With CW-30 Coupler																					
General Duty	316	600	24	0.35	0.46	439	967	100	●	●	●	●	●	●	●	●	●	●	●	●	
	316	750	30	0.49	0.64	475	1,047	100	●	●	●	●	●	●	●	●	●	●	●	●	
	316	900	36	0.62	0.81	534	1,177	100	●	●	●	●	●	●	●	●	●	●	●	●	
	316	1100	43	0.80	1.04	593	1,307	100	○	○	○	●	○	○	○	●	○	○	○	●	
	316	1200	48	0.90	1.18	646	1,423	100	○	○	○	●	○	○	○	●	○	○	○	●	
Heavy Duty	316	1300	51	1.00	1.31	677	1,492	100	○	○	○	●	○	○	○	●	○	○	○	●	
	316	1300	51	1.00	1.31	694	1,529	100	○	○	○	●	○	○	○	●	○	○	○	●	
General Duty – Leveling Edge	316	996	39.2	0.70	0.93	586	1,291	100	●	●	●	●	●	●	●	●	●	●	●	●	
	316	1200	47	0.91	1.19	672	1,481	100	○	○	○	●	○	○	○	●	○	○	○	●	
	316	690	27	0.47	0.61	476	1,049	100	●	●	●	●	●	●	●	●	●	●	●	●	
	316	790	31	0.56	0.73	509	1,122	100	●	●	●	●	●	●	●	●	●	●	●	●	
Ditch Cleaning	316	1400	55	1.09	1.43	738	1,626	100	◇	○	○	●	◇	○	◇	●	X	◇	◇	●	
	316	1800	72	1.10	1.44	646	1,423	100	○	○	○	●	◇	○	○	●	◇	◇	◇	●	
	316	1800	72	1.24	1.62	678	1,496	100	◇	○	◇	●	◇	○	◇	●	X	◇	◇	●	
Ditch Cleaning Tilt	316	2100	82	1.45	1.90	760	1,675	100	X	○	◇	●	X	○	X	●	X	X	X	●	
	316	1800	72	0.78	1.02	1048	2,310	100	◇	○	○	●	◇	○	◇	●	X	◇	◇	●	
Maximum load with coupler (payload + bucket)									kg	1904	2178	2031	4283	1806	2069	1928	4081	1630	1876	1746	3747
									lb	4,197	4,802	4,477	9,443	3,981	4,562	4,251	8,996	3,594	4,137	3,849	8,261

									3700 kg (8,157 lb) Counterweight												
									One-Piece Boom												
									2200 mm (7'3") Stick				2500 mm (8'2") Stick				2900 mm (9'6") Stick				
With CW-30 Coupler																					
General Duty	316	600	24	0.35	0.46	439	967	100	●	●	●	●	●	●	●	●	●	●	●	●	
	316	750	30	0.49	0.64	475	1,047	100	●	●	●	●	●	●	●	●	●	●	●	●	
	316	900	36	0.62	0.81	534	1,177	100	●	●	●	●	●	●	●	●	●	●	●	●	
	316	1100	43	0.80	1.04	593	1,307	100	○	○	○	●	○	○	○	●	○	○	○	●	
	316	1200	48	0.90	1.18	646	1,423	100	○	○	○	●	○	○	○	●	○	○	○	●	
Heavy Duty	316	1300	51	1.00	1.31	677	1,492	100	○	○	○	●	○	○	○	●	X	○	○	●	
	316	1300	51	1.00	1.31	694	1,529	100	○	○	○	●	○	○	○	●	X	○	○	●	
General Duty – Leveling Edge	316	996	39.2	0.70	0.93	586	1,291	100	○	○	○	●	○	○	○	●	○	○	○	●	
	316	1200	47	0.91	1.19	672	1,481	100	○	○	○	●	○	○	○	●	○	○	○	●	
	316	690	27	0.47	0.61	476	1,049	100	●	●	●	●	●	●	●	●	●	●	●	●	
	316	790	31	0.56	0.73	509	1,122	100	●	●	●	●	●	●	●	●	●	●	●	●	
Ditch Cleaning	316	1400	55	1.09	1.43	738	1,626	100	◇	○	◇	●	X	◇	◇	●	X	◇	◇	●	
	316	1800	72	1.10	1.44	646	1,423	100	◇	○	◇	●	X	◇	◇	●	X	◇	X	●	
	316	1800	72	1.24	1.62	678	1,496	100	X	◇	◇	●	X	◇	◇	●	X	X	X	●	
Ditch Cleaning Tilt	316	2100	82	1.45	1.90	760	1,675	100	X	X	X	●	X	X	X	●	X	X	X	●	
	316	1800	72	0.78	1.02	1048	2,310	100	X	○	◇	●	X	○	◇	●	X	X	X	●	
Maximum load with coupler (payload + bucket)									kg	1711	1976	1838	4016	1620	1874	1743	3824	1455	1693	1571	3507
									lb	3,773	4,357	4,053	8,853	3,571	4,132	3,842	8,430	3,208	3,732	3,462	7,731

Maximum Material Density:

- 2100 kg/m³ (3,500 lb/yd³)
- ◎ 1800 kg/m³ (3,000 lb/yd³)
- 1500 kg/m³ (2,500 lb/yd³)
- 1200 kg/m³ (2,000 lb/yd³)
- ◇ 900 kg/m³ (1,500 lb/yd³)
- X Not Recommended

The above loads are in compliance with hydraulic excavator standard EN474-5:2006+A3:2013, they do not exceed 87% of hydraulic lifting capacity or 75% of tipping capacity with front linkage fully extended at ground line with bucket curled. Capacity based on ISO 7451.

Caterpillar recommends using appropriate work tools to maximize the value customers receive from our products. Use of work tools, including buckets, which are outside of Caterpillar's recommendations or specifications for weight, dimensions, flows, pressures, etc. may result in less-than-optimal performance, including but not limited to reductions in production, stability, reliability, and component durability. Improper use of a work tool resulting in sweeping, prying, twisting and/or catching of heavy loads will reduce the life of the boom and stick.

(continued on next page)

M318 Wheeled Excavator Specifications

Bucket Specifications and Compatibility – Europe (continued)

Contact your Cat dealer for special bucket requirements.

Linkage	Width		Capacity		Weight		Fill	Free on wheels	Only dozer (blade) lowered	Dozer (blade) and two stabilizers (outrigger) lowered	Four stabilizers (outrigger) lowered	Free on wheels	Only dozer (blade) lowered	Dozer (blade) and two stabilizers (outrigger) lowered	Four stabilizers (outrigger) lowered	Free on wheels	Only dozer (blade) lowered	Dozer (blade) and two stabilizers (outrigger) lowered	Four stabilizers (outrigger) lowered				
	mm	in	m ³	yd ³	kg	lb														%			
With CW-30S Coupler								4200 kg (9,259 lb) Counterweight															
								Variable Adjustable Boom															
								2200 mm (7'3") Stick				2500 mm (8'2") Stick				2900 mm (9'6") Stick							
General Duty	316	600	24	0.35	0.46	423	932	100	●	●	●	●	●	●	●	●	●	●	●	●			
	316	750	30	0.49	0.64	471	1,038	100	●	●	●	●	●	●	●	●	●	●	●	●			
	316	900	36	0.62	0.81	534	1,177	100	●	●	●	●	●	●	●	●	●	●	●	●			
	316	1100	43	0.80	1.04	593	1,307	100	⊖	⊖	⊖	●	○	⊖	⊖	●	○	⊖	○	●			
	316	1200	48	0.91	1.18	646	1,423	100	○	⊖	○	●	◇	○	○	●	◇	○	◇	●			
	316	1300	51	1.00	1.31	677	1,492	100	◇	○	○	●	◇	○	◇	●	X	◇	◇	●			
	316	1400	55	1.09	1.43	707	1,558	100	◇	○	◇	●	◇	○	◇	●	X	◇	◇	●			
Heavy Duty	316	1200	48	0.91	1.18	663	1,461	100	○	⊖	○	●	◇	○	○	●	◇	○	◇	●			
	316	1300	51	1.00	1.31	695	1,531	100	◇	○	○	●	◇	○	◇	●	X	◇	◇	●			
Ditch Cleaning Tilt	316	2000	79	0.86	1.13	1,092	2,407	100	X	◇	◇	●	X	◇	X	●	X	X	X	●			
Maximum load with coupler (payload + bucket)								kg	1776	2044	1898	4080	1675	1932	1793	3874	1508	1748	1619	3557			
								lb	3,915	4,506	4,185	8,996	3,693	4,258	3,953	8,540	3,323	3,853	3,570	7,842			
With CW-30S Coupler								3700 kg (8,157 lb) Counterweight															
								Variable Adjustable Boom															
								2200 mm (7'3") Stick				2500 mm (8'2") Stick				2900 mm (9'6") Stick							
General Duty	316	600	24	0.35	0.46	423	932	100	●	●	●	●	●	●	●	●	●	●	●	●			
	316	750	30	0.49	0.64	471	1,038	100	●	●	●	●	●	●	●	●	●	●	●	●			
	316	900	36	0.62	0.81	534	1,177	100	⊖	●	⊖	●	⊖	⊖	●	○	⊖	⊖	●	●			
	316	1100	43	0.80	1.04	593	1,307	100	○	⊖	○	●	◇	⊖	○	●	◇	○	◇	●			
	316	1200	48	0.91	1.18	646	1,423	100	◇	○	○	●	◇	○	◇	●	X	◇	◇	●			
	316	1300	51	1.00	1.31	677	1,492	100	◇	○	◇	●	X	◇	◇	●	X	◇	X	●			
	316	1400	55	1.09	1.43	707	1,558	100	X	◇	◇	●	X	◇	X	●	X	X	X	●			
Heavy Duty	316	1200	48	0.91	1.18	663	1,461	100	◇	○	○	●	◇	○	◇	●	X	◇	◇	●			
	316	1300	51	1.00	1.31	695	1,531	100	◇	○	◇	●	X	◇	◇	●	X	◇	X	●			
Ditch Cleaning Tilt	316	2000	79	0.86	1.13	1,092	2,407	100	X	◇	X	●	X	X	X	●	X	X	X	●			
Maximum load with coupler (payload + bucket)								kg	1590	1849	1712	3823	1496	1744	1614	3627	1338	1571	1450	3326			
								lb	3,504	4,076	3,775	8,429	3,298	3,845	3,558	7,996	2,950	3,463	3,196	7,332			

Maximum Material Density:

- 2100 kg/m³ (3,500 lb/yd³)
- ⊙ 1800 kg/m³ (3,000 lb/yd³)
- ⊖ 1500 kg/m³ (2,500 lb/yd³)
- 1200 kg/m³ (2,000 lb/yd³)
- ◇ 900 kg/m³ (1,500 lb/yd³)
- X Not Recommended

The above loads are in compliance with hydraulic excavator standard EN474-5:2006+A3:2013, they do not exceed 87% of hydraulic lifting capacity or 75% of tipping capacity with front linkage fully extended at ground line with bucket curled.

Capacity based on ISO 7451.

Caterpillar recommends using appropriate work tools to maximize the value customers receive from our products. Use of work tools, including buckets, which are outside of Caterpillar's recommendations or specifications for weight, dimensions, flows, pressures, etc. may result in less-than-optimal performance, including but not limited to reductions in production, stability, reliability, and component durability. Improper use of a work tool resulting in sweeping, prying, twisting and/or catching of heavy loads will reduce the life of the boom and stick.

(continued on next page)

M318 Wheeled Excavator Specifications

Bucket Specifications and Compatibility – Europe (continued)

Contact your Cat dealer for special bucket requirements.

	Linkage	Width		Capacity		Weight		Fill	Free on wheels	Only dozer (blade) lowered	Dozer (blade) and two stabilizers (outrigger) lowered	Four stabilizers (outrigger) lowered	Free on wheels	Only dozer (blade) lowered	Dozer (blade) and two stabilizers (outrigger) lowered	Four stabilizers (outrigger) lowered	Free on wheels	Only dozer (blade) lowered	Dozer (blade) and two stabilizers (outrigger) lowered	Four stabilizers (outrigger) lowered						
		mm	in	m ³	yd ³	kg	lb														%					
									4200 kg (9,259 lb) Counterweight																	
									One-Piece Boom																	
									2200 mm (7'3") Stick				2500 mm (8'2") Stick				2900 mm (9'6") Stick									
With CW-30S Coupler																										
General Duty	316	600	24	0.35	0.46	423	932	100	●	●	●	●	●	●	●	●	●	●	●	●	●					
	316	750	30	0.49	0.64	471	1,038	100	●	●	●	●	●	●	●	●	●	●	●	●	●					
	316	900	36	0.62	0.81	534	1,177	100	●	●	●	●	●	●	●	●	●	●	●	●	●					
	316	1100	43	0.80	1.04	593	1,307	100	⊖	⊖	⊖	●	⊖	⊖	⊖	●	⊖	⊖	⊖	●	●					
	316	1200	48	0.91	1.18	646	1,423	100	○	⊖	⊖	●	○	⊖	○	●	◇	○	○	●	●					
	316	1300	51	1.00	1.31	677	1,492	100	○	⊖	○	●	◇	○	○	●	◇	○	○	◇	●	●				
Heavy Duty	316	1400	55	1.09	1.43	707	1,558	100	◇	○	○	●	◇	○	◇	●	X	◇	○	◇	●					
	316	1200	48	0.91	1.18	663	1,461	100	○	⊖	⊖	●	○	⊖	○	●	◇	○	○	●	●					
Ditch Cleaning Tilt	316	2000	79	0.86	1.13	1092	2,407	100	◇	○	◇	●	X	◇	◇	●	X	◇	X	●	●					
									kg	1912	2186	2039	4291	1814	2077	1936	4089	1638	1884	1754	3755					
Maximum load with coupler (payload + bucket)									lb	4,215	4,820	4,495	9,460	3,999	4,579	4,269	9,014	3,612	4,154	3,866	8,278					

									3700 kg (8,157 lb) Counterweight																			
									One-Piece Boom																			
									2200 mm (7'3") Stick				2500 mm (8'2") Stick				2900 mm (9'6") Stick											
With CW-30S Coupler																												
General Duty	316	600	24	0.35	0.46	423	932	100	●	●	●	●	●	●	●	●	●	●	●	●	●							
	316	750	30	0.49	0.64	471	1,038	100	●	●	●	●	●	●	●	●	●	●	●	●	●							
	316	900	36	0.62	0.81	534	1,177	100	⊖	●	●	●	⊖	●	⊖	●	⊖	⊖	⊖	●	●							
	316	1100	43	0.80	1.04	593	1,307	100	○	⊖	⊖	●	○	⊖	⊖	●	◇	○	○	●	●							
	316	1200	48	0.91	1.18	646	1,423	100	○	⊖	○	●	◇	○	○	●	◇	○	○	◇	●	●						
	316	1300	51	1.00	1.31	677	1,492	100	◇	○	○	●	◇	○	◇	●	X	◇	○	◇	●	●						
Heavy Duty	316	1400	55	1.09	1.43	707	1,558	100	◇	○	◇	●	X	◇	◇	●	X	◇	X	●	●							
	316	1200	48	0.91	1.18	663	1,461	100	○	⊖	○	●	◇	○	○	●	◇	○	◇	●	●							
Ditch Cleaning Tilt	316	2000	79	0.86	1.13	1092	2,407	100	X	◇	◇	●	X	◇	X	●	X	X	X	●	●							
									kg	1719	1984	1846	4024	1628	1882	1751	3832	1463	1701	1579	3515							
Maximum load with coupler (payload + bucket)									lb	3,790	4,375	4,070	8,871	3,589	4,150	3,859	8,448	3,225	3,750	3,480	7,748							

Maximum Material Density:

- 2100 kg/m³ (3,500 lb/yd³)
- ⊖ 1800 kg/m³ (3,000 lb/yd³)
- 1500 kg/m³ (2,500 lb/yd³)
- 1200 kg/m³ (2,000 lb/yd³)
- ◇ 900 kg/m³ (1,500 lb/yd³)
- X Not Recommended

The above loads are in compliance with hydraulic excavator standard EN474-5:2006+A3:2013, they do not exceed 87% of hydraulic lifting capacity or 75% of tipping capacity with front linkage fully extended at ground line with bucket curled.

Capacity based on ISO 7451.

Caterpillar recommends using appropriate work tools to maximize the value customers receive from our products. Use of work tools, including buckets, which are outside of Caterpillar's recommendations or specifications for weight, dimensions, flows, pressures, etc. may result in less-than-optimal performance, including but not limited to reductions in production, stability, reliability, and component durability. Improper use of a work tool resulting in sweeping, prying, twisting and/or catching of heavy loads will reduce the life of the boom and stick.

(continued on next page)

M318 Wheeled Excavator Specifications

Bucket Specifications and Compatibility – Europe (continued)

Contact your Cat dealer for special bucket requirements.

	Linkage	Width		Capacity		Weight		Fill	Free on wheels	Only dozer (blade) lowered	Dozer (blade) and two stabilizers (outrigger) lowered	Four stabilizers (outrigger) lowered	Free on wheels	Only dozer (blade) lowered	Dozer (blade) and two stabilizers (outrigger) lowered	Four stabilizers (outrigger) lowered	Free on wheels	Only dozer (blade) lowered	Dozer (blade) and two stabilizers (outrigger) lowered	Four stabilizers (outrigger) lowered	
		mm	in	m ³	yd ³	kg	lb														%
No Machine Coupler, TRS14 CW30									4200 kg (9,259 lb) Counterweight												
									Variable Adjustable Boom												
									2200 mm (7'3") Stick			2500 mm (8'2") Stick			2900 mm (9'6") Stick						
Grading – General Duty	316	1700	67	0.65	0.85	634	1,397	100	◇	○	○	●	X	○	◇	●	X	◇	X	●	
Trenching – General Duty	316	660	26	0.45	0.59	395	871	100	⊙	●	●	●	⊖	●	⊙	●	○	⊙	⊖	●	
Maximum load (payload + bucket)									kg	1258	1526	1380	3562	1157	1414	1275	3356	990	1230	1101	3039
									lb	2,773	3,364	3,043	7,854	2,551	3,116	2,811	7,398	2,181	2,711	2,428	6,700
No Machine Coupler, TRS14 CW30									3700 kg (8,157 lb) Counterweight												
									Variable Adjustable Boom												
									2200 mm (7'3") Stick			2500 mm (8'2") Stick			2900 mm (9'6") Stick						
Grading – General Duty	316	1700	67	0.65	0.85	634	1,397	100	X	◇	◇	●	X	◇	X	●	X	X	X	●	
Trenching – General Duty	316	660	26	0.45	0.59	395	871	100	⊖	●	⊙	●	○	⊙	⊖	●	◇	⊖	○	●	
Maximum load (payload + bucket)									kg	1072	1331	1194	3305	978	1226	1096	3109	820	1053	932	2808
									lb	2,362	2,934	2,633	7,287	2,156	2,703	2,416	6,854	1,808	2,321	2,054	6,190
No Machine Coupler, TRS14 CW30									4200 kg (9,259 lb) Counterweight												
									One-Piece Boom												
									2200 mm (7'3") Stick			2500 mm (8'2") Stick			2900 mm (9'6") Stick						
Grading – General Duty	316	1700	67	0.65	0.85	634	1,397	100	○	⊖	○	●	◇	○	○	●	X	◇	◇	●	
Trenching – General Duty	316	660	26	0.45	0.59	395	871	100	●	●	●	●	●	●	●	●	⊖	●	⊙	●	
Maximum load (payload + bucket)									kg	1394	1668	1521	3773	1296	1559	1418	3571	1120	1366	1236	3237
									lb	3,073	3,678	3,353	8,318	2,857	3,437	3,127	7,872	2,470	3,012	2,724	7,136
No Machine Coupler, TRS14 CW30									3700 kg (8,157 lb) Counterweight												
									One-Piece Boom												
									2200 mm (7'3") Stick			2500 mm (8'2") Stick			2900 mm (9'6") Stick						
Grading – General Duty	316	1700	67	0.65	0.85	634	1,397	100	◇	○	◇	●	X	◇	◇	●	X	X	X	●	
Trenching – General Duty	316	660	26	0.45	0.59	395	871	100	⊙	●	●	●	⊖	●	⊙	●	○	⊙	⊖	●	
Maximum load (payload + bucket)									kg	1201	1466	1328	3506	1110	1364	1233	3314	945	1183	1061	2997
									lb	2,648	3,233	2,928	7,729	2,447	3,008	2,717	7,306	2,083	2,608	2,338	6,606

Maximum Material Density:

- 2100 kg/m³ (3,500 lb/yd³)
- ⊙ 1800 kg/m³ (3,000 lb/yd³)
- ⊖ 1500 kg/m³ (2,500 lb/yd³)
- 1200 kg/m³ (2,000 lb/yd³)
- ◇ 900 kg/m³ (1,500 lb/yd³)
- X Not Recommended

The above loads are in compliance with hydraulic excavator standard EN474-5:2006+A3:2013, they do not exceed 87% of hydraulic lifting capacity or 75% of tipping capacity with front linkage fully extended at ground line with bucket curled. Capacity based on ISO 7451.

Caterpillar recommends using appropriate work tools to maximize the value customers receive from our products. Use of work tools, including buckets, which are outside of Caterpillar's recommendations or specifications for weight, dimensions, flows, pressures, etc. may result in less-than-optimal performance, including but not limited to reductions in production, stability, reliability, and component durability. Improper use of a work tool resulting in sweeping, prying, twisting and/or catching of heavy loads will reduce the life of the boom and stick.

(continued on next page)

M318 Wheeled Excavator Specifications

Bucket Specifications and Compatibility – Europe (continued)

Contact your Cat dealer for special bucket requirements.

	Linkage	Width		Capacity		Weight		Fill	Free on wheels	Only dozer (blade) lowered	Dozer (blade) and two stabilizers (outrigger) lowered	Four stabilizers (outrigger) lowered	Free on wheels	Only dozer (blade) lowered	Dozer (blade) and two stabilizers (outrigger) lowered	Four stabilizers (outrigger) lowered	Free on wheels	Only dozer (blade) lowered	Dozer (blade) and two stabilizers (outrigger) lowered	Four stabilizers (outrigger) lowered	
		mm	in	m ³	yd ³	kg	lb														%
No Machine Coupler, TRS14 CW30S									4200 kg (9,259 lb) Counterweight												
									Variable Adjustable Boom												
									2200 mm (7'3") Stick			2500 mm (8'2") Stick			2900 mm (9'6") Stick						
Grading – General Duty	316	1600	63	0.75	0.98	595	1,311	100	◇	○	◇	●	X	◇	◇	●	X	X	X	●	
Maximum load (payload + bucket)									kg	1304	1572	1426	3608	1203	1460	1321	3402	1036	1276	1147	3085
									lb	2,874	3,466	3,145	7,955	2,652	3,218	2,913	7,499	2,283	2,812	2,529	6,802
No Machine Coupler, TRS14 CW30S									3700 kg (8,157 lb) Counterweight												
									Variable Adjustable Boom												
									2200 mm (7'3") Stick			2500 mm (8'2") Stick			2900 mm (9'6") Stick						
Grading – General Duty	316	1600	63	0.75	0.98	595	1,311	100	X	◇	X	●	X	X	X	●	X	X	X	●	
Maximum load (payload + bucket)									kg	1118	1377	1240	3351	1024	1272	1142	3155	866	1099	978	2854
									lb	2,464	3,036	2,734	7,388	2,257	2,804	2,518	6,956	1,910	2,422	2,156	6,292
No Machine Coupler, TRS14 CW30S									4200 kg (9,259 lb) Counterweight												
									One-Piece Boom												
									2200 mm (7'3") Stick			2500 mm (8'2") Stick			2900 mm (9'6") Stick						
Grading – General Duty	316	1600	63	0.75	0.98	595	1,311	100	◇	⊖	○	●	◇	○	◇	●	X	◇	X	●	
Maximum load (payload + bucket)									kg	1440	1714	1567	3819	1342	1605	1464	3617	1166	1412	1282	3283
									lb	3,174	3,780	3,454	8,420	2,958	3,539	3,228	7,973	2,571	3,114	2,826	7,238
No Machine Coupler, TRS14 CW30S									3700 kg (8,157 lb) Counterweight												
									One-Piece Boom												
									2200 mm (7'3") Stick			2500 mm (8'2") Stick			2900 mm (9'6") Stick						
Grading – General Duty	316	1600	63	0.75	0.98	595	1,311	100	X	○	◇	●	X	◇	X	●	X	X	X	●	
Maximum load (payload + bucket)									kg	1247	1512	1374	3552	1156	1410	1279	3360	991	1229	1107	3043
									lb	2,750	3,334	3,030	7,830	2,549	3,109	2,819	7,407	2,185	2,709	2,439	6,708

Maximum Material Density:

- 2100 kg/m³ (3,500 lb/yd³)
- ⊖ 1500 kg/m³ (2,500 lb/yd³)
- 1200 kg/m³ (2,000 lb/yd³)
- ◇ 900 kg/m³ (1,500 lb/yd³)
- X Not Recommended

The above loads are in compliance with hydraulic excavator standard EN474-5:2006+A3:2013, they do not exceed 87% of hydraulic lifting capacity or 75% of tipping capacity with front linkage fully extended at ground line with bucket curled. Capacity based on ISO 7451.

Caterpillar recommends using appropriate work tools to maximize the value customers receive from our products. Use of work tools, including buckets, which are outside of Caterpillar's recommendations or specifications for weight, dimensions, flows, pressures, etc. may result in less-than-optimal performance, including but not limited to reductions in production, stability, reliability, and component durability. Improper use of a work tool resulting in sweeping, prying, twisting and/or catching of heavy loads will reduce the life of the boom and stick.

(continued on next page)

M318 Wheeled Excavator Specifications

Bucket Specifications and Compatibility – Europe (continued)

Contact your Cat dealer for special bucket requirements.

	Linkage	Width		Capacity		Weight		Fill	Free on wheels	Only dozer (blade) lowered	Dozer (blade) and two stabilizers (outrigger) lowered	Four stabilizers (outrigger) lowered	Free on wheels	Only dozer (blade) lowered	Dozer (blade) and two stabilizers (outrigger) lowered	Four stabilizers (outrigger) lowered	Free on wheels	Only dozer (blade) lowered	Dozer (blade) and two stabilizers (outrigger) lowered	Four stabilizers (outrigger) lowered	
		mm	in	m ³	yd ³	kg	lb														%
No Machine Coupler, TRS14 S60									4200 kg (9,259 lb) Counterweight												
									Variable Adjustable Boom												
									2200 mm (7'3") Stick			2500 mm (8'2") Stick			2900 mm (9'6") Stick						
Grading – General Duty	316	1500	59	0.52	0.68	511	1,127	100	⊙	●	⊙	●	⊖	●	⊙	●	○	⊖	○	●	
	316	1500	59	0.65	0.85	535	1,179	100	○	⊙	⊖	●	○	⊖	○	●	◇	○	◇	●	
	316	1600	63	0.75	0.98	576	1,270	100	◇	⊖	○	●	◇	○	◇	●	X	◇	◇	●	
Trenching – General Duty	316	540	21	0.33	0.43	320	706	100	●	●	●	●	●	●	●	●	●	●	●	●	●
Maximum load (payload + bucket)									kg	1405	1673	1527	3709	1304	1561	1422	3503	1137	1377	1248	3186
									lb	3,097	3,688	3,367	8,178	2,875	3,440	3,135	7,722	2,506	3,035	2,752	7,024

No Machine Coupler, TRS14 S60									3700 kg (8,157 lb) Counterweight												
									Variable Adjustable Boom												
									2200 mm (7'3") Stick			2500 mm (8'2") Stick			2900 mm (9'6") Stick						
Grading – General Duty	316	1500	59	0.52	0.68	511	1,127	100	○	⊙	⊖	●	○	⊖	○	●	◇	○	◇	●	
	316	1500	59	0.65	0.85	535	1,179	100	◇	⊖	○	●	◇	○	◇	●	X	◇	X	●	
	316	1600	63	0.75	0.98	576	1,270	100	◇	○	◇	●	X	◇	◇	●	X	X	X	●	
Trenching – General Duty	316	540	21	0.33	0.43	320	706	100	●	●	●	●	●	●	●	●	⊙	●	●	●	
Maximum load (payload + bucket)									kg	1219	1478	1341	3452	1125	1373	1243	3256	967	1200	1079	2955
									lb	2,687	3,258	2,957	7,611	2,480	3,027	2,740	7,179	2,133	2,645	2,379	6,514

No Machine Coupler, TRS14 S60									4200 kg (9,259 lb) Counterweight												
									One-Piece Boom												
									2200 mm (7'3") Stick			2500 mm (8'2") Stick			2900 mm (9'6") Stick						
Grading – General Duty	316	1500	59	0.52	0.68	511	1,127	100	⊙	●	●	●	⊙	●	●	●	⊖	⊙	⊖	●	
	316	1500	59	0.65	0.85	535	1,179	100	⊖	⊙	⊙	●	○	⊙	⊖	●	◇	⊖	○	●	
	316	1600	63	0.75	0.98	576	1,270	100	○	⊖	⊖	●	○	⊖	○	●	◇	○	◇	●	
Trenching – General Duty	316	540	21	0.33	0.43	320	706	100	●	●	●	●	●	●	●	●	●	●	●	●	
Maximum load (payload + bucket)									kg	1541	1815	1668	3920	1443	1706	1565	3718	1267	1513	1383	3384
									lb	3,397	4,002	3,677	8,643	3,181	3,761	3,451	8,196	2,794	3,336	3,049	7,460

No Machine Coupler, TRS14 S60									3700 kg (8,157 lb) Counterweight												
									One-Piece Boom												
									2200 mm (7'3") Stick			2500 mm (8'2") Stick			2900 mm (9'6") Stick						
Grading – General Duty	316	1500	59	0.52	0.68	511	1,127	100	⊖	●	⊙	●	⊖	⊙	⊖	●	◇	⊖	○	●	
	316	1500	59	0.65	0.85	535	1,179	100	○	⊖	⊖	●	◇	⊖	○	●	◇	○	◇	●	
	316	1600	63	0.75	0.98	576	1,270	100	◇	○	○	●	◇	○	◇	●	X	◇	X	●	
Trenching – General Duty	316	540	21	0.33	0.43	320	706	100	●	●	●	●	●	●	●	●	●	●	●	●	
Maximum load (payload + bucket)									kg	1348	1613	1475	3653	1257	1511	1380	3461	1092	1330	1208	3144
									lb	2,972	3,557	3,252	8,053	2,771	3,332	3,041	7,630	2,407	2,932	2,662	6,930

Maximum Material Density:

- 2100 kg/m³ (3,500 lb/yd³)
- ⊙ 1800 kg/m³ (3,000 lb/yd³)
- ⊖ 1500 kg/m³ (2,500 lb/yd³)
- 1200 kg/m³ (2,000 lb/yd³)
- ◇ 900 kg/m³ (1,500 lb/yd³)
- X Not Recommended

The above loads are in compliance with hydraulic excavator standard EN474-5:2006+A3:2013, they do not exceed 87% of hydraulic lifting capacity or 75% of tipping capacity with front linkage fully extended at ground line with bucket curled. Capacity based on ISO 7451.

Caterpillar recommends using appropriate work tools to maximize the value customers receive from our products. Use of work tools, including buckets, which are outside of Caterpillar's recommendations or specifications for weight, dimensions, flows, pressures, etc. may result in less-than-optimal performance, including but not limited to reductions in production, stability, reliability, and component durability. Improper use of a work tool resulting in sweeping, prying, twisting and/or catching of heavy loads will reduce the life of the boom and stick.

(continued on next page)

M318 Wheeled Excavator Specifications

Bucket Specifications and Compatibility – Europe (continued)

Contact your Cat dealer for special bucket requirements.

	Linkage	Width		Capacity		Weight		Fill	Free on wheels	Only dozer (blade) lowered	Dozer (blade) and two stabilizers (outrigger) lowered	Four stabilizers (outrigger) lowered	Free on wheels	Only dozer (blade) lowered	Dozer (blade) and two stabilizers (outrigger) lowered	Four stabilizers (outrigger) lowered	Free on wheels	Only dozer (blade) lowered	Dozer (blade) and two stabilizers (outrigger) lowered	Four stabilizers (outrigger) lowered	
		mm	in	m ³	yd ³	kg	lb														%
									4200 kg (9,259 lb) Counterweight												
									Variable Adjustable Boom												
									2200 mm (7'3") Stick			2500 mm (8'2") Stick			2900 mm (9'6") Stick						
CW30, TRS14 CW30																					
Grading – General Duty	316	1700	67	0.65	0.85	634	1,397	100	X	◇	X	●	X	X	X	●	X	X	X	●	
Trenching – General Duty	316	660	26	0.45	0.59	395	871	100	○	●	⊖	●	○	⊙	⊖	●	X	○	◇	●	
Maximum load with coupler (payload + bucket)									kg	1032	1300	1154	3336	931	1188	1049	3130	764	1004	875	2813
									lb	2,274	2,866	2,545	7,356	2,052	2,618	2,313	6,900	1,683	2,213	1,929	6,202
									3700 kg (8,157 lb) Counterweight												
									Variable Adjustable Boom												
									2200 mm (7'3") Stick			2500 mm (8'2") Stick			2900 mm (9'6") Stick						
CW30, TRS14 CW30																					
Grading – General Duty	316	1700	67	0.65	0.85	634	1,397	100	X	X	X	●	X	X	X	●	X	X	X	●	
Trenching – General Duty	316	660	26	0.45	0.59	395	871	100	◇	⊖	○	●	X	○	◇	●	X	◇	X	●	
Maximum load with coupler (payload + bucket)									kg	846	1105	968	3079	752	1000	870	2883	594	827	706	2582
									lb	1,864	2,436	2,135	6,788	1,657	2,205	1,918	6,356	1,310	1,823	1,556	5,692
									4200 kg (9,259 lb) Counterweight												
									One-Piece Boom												
									2200 mm (7'3") Stick			2500 mm (8'2") Stick			2900 mm (9'6") Stick						
CW30, TRS14 CW30																					
Grading – General Duty	316	1700	67	0.65	0.85	634	1,397	100	X	○	◇	●	X	◇	◇	●	X	X	X	●	
Trenching – General Duty	316	660	26	0.45	0.59	395	871	100	⊙	●	●	●	⊖	●	⊙	●	◇	⊖	○	●	
Maximum load with coupler (payload + bucket)									kg	1168	1442	1295	3547	1070	1333	1192	3345	894	1140	1010	3011
									lb	2,575	3,180	2,855	7,820	2,358	2,939	2,629	7,374	1,971	2,514	2,226	6,638
									3700 kg (8,157 lb) Counterweight												
									One-Piece Boom												
									2200 mm (7'3") Stick			2500 mm (8'2") Stick			2900 mm (9'6") Stick						
CW30, TRS14 CW30																					
Grading – General Duty	316	1700	67	0.65	0.85	634	1,397	100	X	◇	X	●	X	X	X	●	X	X	X	●	
Trenching – General Duty	316	660	26	0.45	0.59	395	871	100	○	⊙	⊖	●	◇	⊖	○	●	X	○	◇	●	
Maximum load with coupler (payload + bucket)									kg	975	1240	1102	3280	884	1138	1007	3088	719	957	835	2771
									lb	2,150	2,735	2,430	7,231	1,949	2,510	2,219	6,808	1,585	2,110	1,840	6,108

Maximum Material Density:

- 2100 kg/m³ (3,500 lb/yd³)
- ⊙ 1800 kg/m³ (3,000 lb/yd³)
- ⊖ 1500 kg/m³ (2,500 lb/yd³)
- 1200 kg/m³ (2,000 lb/yd³)
- ◇ 900 kg/m³ (1,500 lb/yd³)
- X Not Recommended

The above loads are in compliance with hydraulic excavator standard EN474-5:2006+A3:2013, they do not exceed 87% of hydraulic lifting capacity or 75% of tipping capacity with front linkage fully extended at ground line with bucket curled. Capacity based on ISO 7451.

Caterpillar recommends using appropriate work tools to maximize the value customers receive from our products. Use of work tools, including buckets, which are outside of Caterpillar's recommendations or specifications for weight, dimensions, flows, pressures, etc. may result in less-than-optimal performance, including but not limited to reductions in production, stability, reliability, and component durability. Improper use of a work tool resulting in sweeping, prying, twisting and/or catching of heavy loads will reduce the life of the boom and stick.

(continued on next page)

M318 Wheeled Excavator Specifications

Bucket Specifications and Compatibility – Europe (continued)

Contact your Cat dealer for special bucket requirements.

	Linkage	Width		Capacity		Weight		Fill	Free on wheels	Only dozer (blade) lowered	Dozer (blade) and two stabilizers (outrigger) lowered	Four stabilizers (outrigger) lowered	Free on wheels	Only dozer (blade) lowered	Dozer (blade) and two stabilizers (outrigger) lowered	Four stabilizers (outrigger) lowered	Free on wheels	Only dozer (blade) lowered	Dozer (blade) and two stabilizers (outrigger) lowered	Four stabilizers (outrigger) lowered						
		mm	in	m ³	yd ³	kg	lb														%					
CW30S, TRS14 CW30S									4200 kg (9,259 lb) Counterweight																	
									Variable Adjustable Boom																	
									2200 mm (7'3") Stick				2500 mm (8'2") Stick				2900 mm (9'6") Stick									
Grading – General Duty	316	1600	63	0.75	0.98	595	1311	100	◇	○	◇	●	X	◇	◇	●	X	X	X	●						
Maximum load with coupler (payload + bucket)									kg	1107	1375	1229	3411	1006	1263	1124	3205	839	1079	950	2888					
									lb	2,440	3,031	2,711	7,521	2,218	2,783	2,478	7,065	1,849	2,378	2,095	6,367					
CW30S, TRS14 CW30S									3700 kg (8,157 lb) Counterweight																	
									Variable Adjustable Boom																	
									2200 mm (7'3") Stick				2500 mm (8'2") Stick				2900 mm (9'6") Stick									
Grading – General Duty	316	1600	63	0.75	0.98	595	1311	100	X	◇	X	●	X	X	X	●	X	X	X	●						
Maximum load with coupler (payload + bucket)									kg	921	1180	1043	3154	827	1075	945	2958	669	902	781	2657					
									lb	2,030	2,601	2,300	6,954	1,823	2,370	2,083	6,522	1,476	1,988	1,722	5,857					
CW30S, TRS14 CW30S									4200 kg (9,259 lb) Counterweight																	
									One-Piece Boom																	
									2200 mm (7'3") Stick				2500 mm (8'2") Stick				2900 mm (9'6") Stick									
Grading – General Duty	316	1600	63	0.75	0.98	595	1311	100	◇	⊖	○	●	◇	○	◇	●	X	◇	X	●						
Maximum load with coupler (payload + bucket)									kg	1243	1517	1370	3622	1145	1408	1267	3420	969	1215	1085	3086					
									lb	2,740	3,345	3,020	7,986	2,524	3,104	2,794	7,539	2,137	2,679	2,392	6,804					
CW30S, TRS14 CW30S									3700 kg (8,157 lb) Counterweight																	
									One-Piece Boom																	
									2200 mm (7'3") Stick				2500 mm (8'2") Stick				2900 mm (9'6") Stick									
Grading – General Duty	316	1600	63	0.75	0.98	595	1311	100	X	○	◇	●	X	◇	X	●	X	X	X	●						
Maximum load with coupler (payload + bucket)									kg	1050	1315	1177	3355	959	1213	1082	3163	794	1032	910	2846					
									lb	2,315	2,900	2,595	7,396	2,114	2,675	2,384	6,973	1,750	2,275	2,005	6,273					

Maximum Material Density:

- 2100 kg/m³ (3,500 lb/yd³)
- ⊖ 1500 kg/m³ (2,500 lb/yd³)
- 1200 kg/m³ (2,000 lb/yd³)
- ◇ 900 kg/m³ (1,500 lb/yd³)
- X Not Recommended

The above loads are in compliance with hydraulic excavator standard EN474-5:2006+A3:2013, they do not exceed 87% of hydraulic lifting capacity or 75% of tipping capacity with front linkage fully extended at ground line with bucket curled. Capacity based on ISO 7451.

Caterpillar recommends using appropriate work tools to maximize the value customers receive from our products. Use of work tools, including buckets, which are outside of Caterpillar's recommendations or specifications for weight, dimensions, flows, pressures, etc. may result in less-than-optimal performance, including but not limited to reductions in production, stability, reliability, and component durability. Improper use of a work tool resulting in sweeping, prying, twisting and/or catching of heavy loads will reduce the life of the boom and stick.

(continued on next page)

M318 Wheeled Excavator Specifications

Bucket Specifications and Compatibility – Europe (continued)

Contact your Cat dealer for special bucket requirements.

	Linkage	Width		Capacity		Weight		Fill	Free on wheels	Only dozer (blade) lowered	Dozer (blade) and two stabilizers (outrigger) lowered	Four stabilizers (outrigger) lowered	Free on wheels	Only dozer (blade) lowered	Dozer (blade) and two stabilizers (outrigger) lowered	Four stabilizers (outrigger) lowered	Free on wheels	Only dozer (blade) lowered	Dozer (blade) and two stabilizers (outrigger) lowered	Four stabilizers (outrigger) lowered	
		mm	in	m ³	yd ³	kg	lb														%
									4200 kg (9,259 lb) Counterweight												
									Variable Adjustable Boom												
									2200 mm (7'3") Stick			2500 mm (8'2") Stick			2900 mm (9'6") Stick						
S60, TRS14 S60									◇	○	◇	●	X	◇	◇	●	X	◇	X	●	
Grading – General Duty	316	1600	63	0.75	0.98	576	1,270	100	◇	○	◇	●	X	◇	◇	●	X	◇	X	●	
	316	1700	67	0.80	1.05	610	1,346	100	X	○	◇	●	X	◇	X	●	X	X	X	●	
	316	1800	71	0.90	1.18	643	1,418	100	X	◇	X	●	X	◇	X	●	X	X	X	●	
Trenching – General Duty	316	540	21	0.33	0.43	540	1,190	100	●	●	●	●	⊙	●	●	●	○	●	⊙	●	
Maximum load with coupler (payload + bucket)									kg	1264	1532	1386	3568	1163	1420	1281	3362	996	1236	1107	3045
									lb	2,786	3,377	3,057	7,867	2,564	3,130	2,824	7,411	2,195	2,724	2,441	6,713

									3700 kg (8,157 lb) Counterweight												
									Variable Adjustable Boom												
									2200 mm (7'3") Stick			2500 mm (8'2") Stick			2900 mm (9'6") Stick						
S60, TRS14 S60									X	◇	X	●	X	◇	X	●	X	X	X	●	
Grading – General Duty	316	1600	63	0.75	0.98	576	1,270	100	X	◇	X	●	X	◇	X	●	X	X	X	●	
	316	1700	67	0.80	1.05	610	1,346	100	X	◇	X	●	X	X	X	●	X	X	X	●	
	316	1800	71	0.90	1.18	643	1,418	100	X	X	X	●	X	X	X	●	X	X	X	●	
Trenching – General Duty	316	540	21	0.33	0.43	540	1,190	100	⊖	●	●	●	○	●	⊖	●	◇	⊖	○	●	
Maximum load with coupler (payload + bucket)									kg	1078	1337	1200	3311	984	1232	1102	3115	826	1059	938	2814
									lb	2,376	2,948	2,646	7,300	2,169	2,716	2,429	6,868	1,822	2,334	2,068	6,204

									4200 kg (9,259 lb) Counterweight												
									One-Piece Boom												
									2200 mm (7'3") Stick			2500 mm (8'2") Stick			2900 mm (9'6") Stick						
S60, TRS14 S60									◇	⊖	○	●	◇	○	◇	●	X	◇	◇	●	
Grading – General Duty	316	1600	63	0.75	0.98	576	1,270	100	◇	⊖	○	●	◇	○	◇	●	X	◇	◇	●	
	316	1700	67	0.80	1.05	610	1,346	100	◇	○	○	●	◇	○	◇	●	X	◇	X	●	
	316	1800	71	0.90	1.18	643	1,418	100	X	○	◇	●	X	◇	◇	●	X	X	X	●	
Trenching – General Duty	316	540	21	0.33	0.43	540	1,190	100	●	●	●	●	●	●	●	●	⊙	●	●	●	
Maximum load with coupler (payload + bucket)									kg	1400	1674	1527	3779	1302	1565	1424	3577	1126	1372	1242	3243
									lb	3,086	3,691	3,366	8,332	2,870	3,450	3,140	7,885	2,483	3,026	2,738	7,150

									3700 kg (8,157 lb) Counterweight												
									One-Piece Boom												
									2200 mm (7'3") Stick			2500 mm (8'2") Stick			2900 mm (9'6") Stick						
S60, TRS14 S60									X	○	◇	●	X	◇	◇	●	X	X	X	●	
Grading – General Duty	316	1600	63	0.75	0.98	576	1,270	100	X	○	◇	●	X	◇	◇	●	X	X	X	●	
	316	1700	67	0.80	1.05	610	1,346	100	X	◇	◇	●	X	◇	X	●	X	X	X	●	
	316	1800	71	0.90	1.18	643	1,418	100	X	◇	X	●	X	X	X	●	X	X	X	●	
Trenching – General Duty	316	540	21	0.33	0.43	540	1,190	100	●	●	●	●	⊙	●	●	●	○	⊙	⊖	●	
Maximum load with coupler (payload + bucket)									kg	1207	1472	1334	3512	1116	1370	1239	3320	951	1189	1067	3003
									lb	2,661	3,246	2,942	7,742	2,460	3,021	2,730	7,319	2,096	2,621	2,351	6,619

Maximum Material Density:

- 2100 kg/m³ (3,500 lb/yd³)
- ⊙ 1800 kg/m³ (3,000 lb/yd³)
- ⊖ 1500 kg/m³ (2,500 lb/yd³)
- 1200 kg/m³ (2,000 lb/yd³)
- ◇ 900 kg/m³ (1,500 lb/yd³)
- X Not Recommended

The above loads are in compliance with hydraulic excavator standard EN474-5:2006+A3:2013, they do not exceed 87% of hydraulic lifting capacity or 75% of tipping capacity with front linkage fully extended at ground line with bucket curled. Capacity based on ISO 7451.

Caterpillar recommends using appropriate work tools to maximize the value customers receive from our products. Use of work tools, including buckets, which are outside of Caterpillar's recommendations or specifications for weight, dimensions, flows, pressures, etc. may result in less-than-optimal performance, including but not limited to reductions in production, stability, reliability, and component durability. Improper use of a work tool resulting in sweeping, prying, twisting and/or catching of heavy loads will reduce the life of the boom and stick.

M318 Wheeled Excavator Specifications

Bucket Specifications and Compatibility – Australia and New Zealand

Contact your Cat dealer for special bucket requirements.

	Linkage	Width		Capacity		Weight		Fill	Free on wheels	Only dozer (blade) lowered	Dozer (blade) and two stabilizers (outrigger) lowered	Four stabilizers (outrigger) lowered	Free on wheels	Only dozer (blade) lowered	Dozer (blade) and two stabilizers (outrigger) lowered	Four stabilizers (outrigger) lowered	Free on wheels	Only dozer (blade) lowered	Dozer (blade) and two stabilizers (outrigger) lowered	Four stabilizers (outrigger) lowered	
		mm	in	m ³	yd ³	kg	lb														%
Pin-On (No Quick Coupler)									4200 kg (9,259 lb) Counterweight												
									Variable Adjustable Boom												
									2200 mm (7'3") Stick			2500 mm (8'2") Stick			2900 mm (9'6") Stick						
General Duty	316	600	24	0.35	0.46	440	969	100	●	●	●	●	●	●	●	●	●	●	●	●	
	316	900	36	0.62	0.81	546	1,203	100	●	●	●	●	●	●	●	●	●	●	●	●	
	316	1200	48	0.91	1.19	658	1,450	100	⊖	⊖	⊖	●	○	○	○	○	○	○	○	○	
Ditch Cleaning Tilt	316	1800	72	0.78	1.02	985	2,170	100	○	⊖	⊖	●	○	⊖	○	●	◇	○	◇	●	
Maximum load with pin-on (payload + bucket)									kg	1980	2248	2102	4284	1879	2136	1997	4078	1712	1952	1823	3761
									lb	4,364	4,956	4,635	9,446	4,142	4,708	4,403	8,990	3,773	4,303	4,019	8,292

Pin-On (No Quick Coupler)									4200 kg (9,259 lb) Counterweight												
									One-Piece Boom												
									2200 mm (7'3") Stick			2500 mm (8'2") Stick			2900 mm (9'6") Stick						
General Duty	316	600	24	0.35	0.46	440	969	100	●	●	●	●	●	●	●	●	●	●	●	●	
	316	900	36	0.62	0.81	546	1,203	100	●	●	●	●	●	●	●	●	●	●	●	●	
	316	1200	48	0.91	1.19	658	1,450	100	⊖	⊖	⊖	●	○	○	○	○	○	○	○	○	
	316	1500	60	1.24	1.62	770	1,698	100	◇	○	○	●	◇	○	◇	○	◇	○	◇	○	
	316	1800	72	1.53	2.00	911	2,008	100	X	◇	◇	●	X	◇	X	●	X	X	X	⊖	
Ditch Cleaning Tilt	316	1800	72	0.78	1.02	985	2,170	100	⊖	⊖	⊖	●	○	⊖	○	●	◇	○	○	●	
Maximum load with pin-on (payload + bucket)									kg	2116	2390	2243	4495	2018	2281	2140	4293	1842	2088	1958	3959
									lb	4,665	5,270	4,945	9,910	4,448	5,029	4,719	9,464	4,061	4,604	4,316	8,728

Pin-On (No Quick Coupler)									3700 kg (8,157 lb) Counterweight												
									One-Piece Boom												
									2200 mm (7'3") Stick			2500 mm (8'2") Stick			2900 mm (9'6") Stick						
General Duty	316	600	24	0.35	0.46	440	969	100	●	●	●	●	●	●	●	●	●	●	●	●	
	316	900	36	0.62	0.81	546	1,203	100	●	●	●	●	●	●	●	●	●	●	●	●	
	316	1200	48	0.91	1.19	658	1,450	100	○	⊖	⊖	●	○	⊖	○	●	◇	○	○	●	
	316	1500	60	1.24	1.62	770	1,698	100	◇	○	○	●	◇	○	◇	○	●	X	○	X	●
	316	1800	72	1.53	2.00	911	2,008	100	X	X	X	●	X	X	X	●	X	X	X	⊖	
Ditch Cleaning Tilt	316	1800	72	0.78	1.02	985	2,170	100	○	⊖	○	●	◇	○	○	●	◇	○	◇	●	
Maximum load with pin-on (payload + bucket)									kg	1923	2188	2050	4228	1832	2086	1955	4036	1667	1905	1783	3719
									lb	4,240	4,825	4,520	9,321	4,039	4,600	4,309	8,898	3,675	4,200	3,930	8,198

Maximum Material Density:

- 2100 kg/m³ (3,500 lb/yd³)
- ⊖ 1800 kg/m³ (3,000 lb/yd³)
- 1500 kg/m³ (2,500 lb/yd³)
- ◇ 1200 kg/m³ (2,000 lb/yd³)
- X 900 kg/m³ (1,500 lb/yd³)
- X Not Recommended

The above loads are in compliance with hydraulic excavator standard EN474-5:2006+A3:2013, they do not exceed 87% of hydraulic lifting capacity or 75% of tipping capacity with front linkage fully extended at ground line with bucket curled. Capacity based on ISO 7451.

Caterpillar recommends using appropriate work tools to maximize the value customers receive from our products. Use of work tools, including buckets, which are outside of Caterpillar's recommendations or specifications for weight, dimensions, flows, pressures, etc. may result in less-than-optimal performance, including but not limited to reductions in production, stability, reliability, and component durability. Improper use of a work tool resulting in sweeping, prying, twisting and/or catching of heavy loads will reduce the life of the boom and stick.

(continued on next page)

M318 Wheeled Excavator Specifications

Bucket Specifications and Compatibility – Australia and New Zealand (continued)

Contact your Cat dealer for special bucket requirements.

	Linkage	Width		Capacity		Weight		Fill	Free on wheels	Only dozer (blade) lowered	Dozer (blade) and two stabilizers (outrigger) lowered	Four stabilizers (outrigger) lowered	Free on wheels	Only dozer (blade) lowered	Dozer (blade) and two stabilizers (outrigger) lowered	Four stabilizers (outrigger) lowered	Free on wheels	Only dozer (blade) lowered	Dozer (blade) and two stabilizers (outrigger) lowered	Four stabilizers (outrigger) lowered	
		mm	in	m ³	yd ³	kg	lb														%
									4200 kg (9,259 lb) Counterweight												
									Variable Adjustable Boom												
									2200 mm (7'3") Stick				2500 mm (8'2") Stick				2900 mm (9'6") Stick				
With Pin Grabber Coupler																					
General Duty	316	600	24	0.35	0.46	440	969	100	●	●	●	●	●	●	●	●	●	●	●	●	
	316	900	36	0.62	0.81	546	1,203	100	⊙	●	⊙	●	⊖	●	⊙	●	⊖	●	⊙	●	
	316	1200	48	0.91	1.19	658	1,450	100	◇	○	◇	●	◇	○	◇	●	X	◇	○	◇	
Ditch Cleaning Tilt	316	1800	72	0.78	1.02	985	2,170	100	X	○	◇	●	X	◇	◇	●	X	X	X	●	
Maximum load with coupler (payload + bucket)									kg	1649	1917	1772	3954	1548	1805	1666	3747	1381	1621	1492	3430
									lb	3,635	4,227	3,906	8,716	3,413	3,979	3,674	8,260	3,044	3,573	3,290	7,562

									4200 kg (9,259 lb) Counterweight												
									One-Piece Boom												
									2200 mm (7'3") Stick				2500 mm (8'2") Stick				2900 mm (9'6") Stick				
With Pin Grabber Coupler																					
General Duty	316	600	24	0.35	0.46	440	969	100	●	●	●	●	●	●	●	●	●	●	●	●	
	316	900	36	0.62	0.81	546	1,203	100	●	●	●	●	⊙	●	●	●	⊖	⊙	⊙	●	
	316	1200	48	0.91	1.19	658	1,450	100	○	⊖	○	●	◇	○	○	●	◇	○	◇	●	
	316	1500	60	1.24	1.62	770	1,698	100	X	◇	◇	●	X	○	X	●	X	X	X	●	
	316	1800	72	1.53	2.00	911	2,008	100	X	X	X	●	X	X	X	⊙	X	X	X	⊙	
Ditch Cleaning Tilt	316	1800	72	0.78	1.02	985	2,170	100	◇	○	○	●	◇	○	◇	●	X	◇	X	●	
Maximum load with coupler (payload + bucket)									kg	1785	2059	1912	4164	1687	1950	1809	3962	1511	1758	1627	3628
									lb	3,935	4,540	4,215	9,181	3,719	4,299	3,989	8,734	3,332	3,875	3,587	7,999

									3700 kg (8,157 lb) Counterweight												
									One-Piece Boom												
									2200 mm (7'3") Stick				2500 mm (8'2") Stick				2900 mm (9'6") Stick				
With Pin Grabber Coupler																					
General Duty	316	600	24	0.35	0.46	440	969	100	●	●	●	●	●	●	●	●	●	●	●	●	
	316	900	36	0.62	0.81	546	1,203	100	⊖	●	⊙	●	⊖	⊙	⊙	●	○	⊖	⊖	●	
	316	1200	48	0.91	1.19	658	1,450	100	◇	○	○	●	◇	○	◇	●	X	◇	◇	●	
	316	1500	60	1.24	1.62	770	1,698	100	X	○	X	●	X	X	X	●	X	X	X	●	
	316	1800	72	1.53	2.00	911	2,008	100	X	X	X	⊙	X	X	X	⊙	X	X	X	⊖	
Ditch Cleaning Tilt	316	1800	72	0.78	1.02	985	2,170	100	X	◇	◇	●	X	◇	X	●	X	X	X	●	
Maximum load with coupler (payload + bucket)									kg	1592	1858	1719	3897	1501	1756	1624	3705	1336	1574	1452	3388
									lb	3,511	4,095	3,791	8,591	3,309	3,870	3,580	8,168	2,945	3,470	3,200	7,468

Maximum Material Density:

- 2100 kg/m³ (3,500 lb/yd³)
- ⊙ 1800 kg/m³ (3,000 lb/yd³)
- ⊖ 1500 kg/m³ (2,500 lb/yd³)
- 1200 kg/m³ (2,000 lb/yd³)
- ◇ 900 kg/m³ (1,500 lb/yd³)
- X Not Recommended

The above loads are in compliance with hydraulic excavator standard EN474-5:2006+A3:2013, they do not exceed 87% of hydraulic lifting capacity or 75% of tipping capacity with front linkage fully extended at ground line with bucket curled. Capacity based on ISO 7451.

Caterpillar recommends using appropriate work tools to maximize the value customers receive from our products. Use of work tools, including buckets, which are outside of Caterpillar's recommendations or specifications for weight, dimensions, flows, pressures, etc. may result in less-than-optimal performance, including but not limited to reductions in production, stability, reliability, and component durability. Improper use of a work tool resulting in sweeping, prying, twisting and/or catching of heavy loads will reduce the life of the boom and stick.

M318 Wheeled Excavator Specifications

Bucket Specifications and Compatibility – South Korea

Contact your Cat dealer for special bucket requirements.

	Linkage	Width		Capacity		Weight		Fill	Free on wheels	Only dozer (blade) lowered	Dozer (blade) and two stabilizers (outrigger) lowered	Four stabilizers (outrigger) lowered	Free on wheels	Only dozer (blade) lowered	Dozer (blade) and two stabilizers (outrigger) lowered	Four stabilizers (outrigger) lowered									
		mm	in	m ³	yd ³	kg	lb										%								
									4200 kg (9,259 lb) Counterweight																
									Variable Adjustable Boom																
									2200 mm (7'3") Stick				2500 mm (8'2") Stick												
Pin-On (No Quick Coupler)									General Duty (GD)	316	1100	43	0.80	1.04	632	1,392	100	⊖	●	⊙	●	⊖	⊙	⊖	●
									General Duty Excavation (GDX)	316	1200	47	0.80	1.05	652	1,437	100	⊖	⊙	⊙	●	⊖	⊙	⊖	●
									Severe Duty (SD)	316	1050	42	0.76	1.00	716	1,578	90	⊙	●	●	●	⊖	●	⊙	●
									Maximum load with pin-on (payload + bucket)			kg	1980	2248	2102	4284	1879	2136	1997	4078					
												lb	4,364	4,956	4,635	9,446	4,142	4,708	4,403	8,990					
									4200 kg (9,259 lb) Counterweight																
									One-Piece Boom																
									2200 mm (7'3") Stick				2500 mm (8'2") Stick												
Pin-On (No Quick Coupler)									General Duty (GD)	316	1100	43	0.80	1.04	632	1,392	100	⊙	●	●	●	⊙	●	⊙	●
									General Duty Excavation (GDX)	316	1200	47	0.80	1.05	652	1,437	100	⊙	●	⊙	●	⊖	●	⊙	●
									Severe Duty (SD)	316	1050	42	0.76	1.00	716	1,578	90	●	●	●	●	⊙	●	●	●
									Maximum load with pin-on (payload + bucket)			kg	2116	2390	2243	4495	2018	2281	2140	4293					
												lb	4,665	5,270	4,945	9,910	4,448	5,029	4,719	9,464					
									3700 kg (8,157 lb) Counterweight																
									One-Piece Boom																
									2200 mm (7'3") Stick				2500 mm (8'2") Stick												
Pin-On (No Quick Coupler)									General Duty (GD)	316	1100	43	0.80	1.04	632	1,392	100	⊖	⊙	⊙	●	⊖	⊙	⊖	●
									General Duty Excavation (GDX)	316	1200	47	0.80	1.05	652	1,437	100	⊖	⊙	⊙	●	⊖	⊙	⊖	●
									Severe Duty (SD)	316	1050	42	0.76	1.00	716	1,578	90	⊙	●	⊙	●	⊖	●	⊙	●
									Maximum load with pin-on (payload + bucket)			kg	1923	2188	2050	4228	1832	2086	1955	4036					
												lb	4,240	4,825	4,520	9,321	4,039	4,600	4,309	8,898					

Maximum Material Density:

- 2100 kg/m³ (3,500 lb/yd³)
- ⊙ 1800 kg/m³ (3,000 lb/yd³)
- ⊖ 1500 kg/m³ (2,500 lb/yd³)
- 1200 kg/m³ (2,000 lb/yd³)
- ◇ 900 kg/m³ (1,500 lb/yd³)

The above loads are in compliance with hydraulic excavator standard EN474-5:2006+A3:2013, they do not exceed 87% of hydraulic lifting capacity or 75% of tipping capacity with front linkage fully extended at ground line with bucket curled. Capacity based on ISO 7451.

Caterpillar recommends using appropriate work tools to maximize the value customers receive from our products. Use of work tools, including buckets, which are outside of Caterpillar's recommendations or specifications for weight, dimensions, flows, pressures, etc. may result in less-than-optimal performance, including but not limited to reductions in production, stability, reliability, and component durability. Improper use of a work tool resulting in sweeping, prying, twisting and/or catching of heavy loads will reduce the life of the boom and stick.

(continued on next page)

M318 Wheeled Excavator Specifications

Bucket Specifications and Compatibility – South Korea (continued)

Contact your Cat dealer for special bucket requirements.

	Linkage	Width		Capacity		Weight		Fill	Free on wheels	Only dozer (blade) lowered	Dozer (blade) and two stabilizers (outrigger) lowered	Four stabilizers (outrigger) lowered	Free on wheels	Only dozer (blade) lowered	Dozer (blade) and two stabilizers (outrigger) lowered	Four stabilizers (outrigger) lowered	
		mm	in	m ³	yd ³	kg	lb										%
									4200 kg (9,259 lb) Counterweight								
									Variable Adjustable Boom								
									2200 mm (7'3") Stick				2500 mm (8'2") Stick				
With Pin Grabber Coupler									○	⊖	⊖	●	○	⊖	○	●	
General Duty (GD)	316	1100	43	0.80	1.04	632	1,392	100	○	⊖	⊖	●	○	⊖	○	●	
General Duty Excavation (GDX)	316	1200	47	0.80	1.05	652	1,437	100	○	⊖	⊖	●	◇	⊖	○	●	
Severe Duty (SD)	316	1050	42	0.76	1.00	716	1,578	90	○	⊖	⊖	●	○	⊖	○	●	
Maximum load with coupler (payload + bucket)									kg	1649	1917	1772	3954	1548	1805	1666	3747
									lb	3,635	4,227	3,906	8,716	3,413	3,979	3,674	8,260
									4200 kg (9,259 lb) Counterweight								
									One-Piece Boom								
									2200 mm (7'3") Stick				2500 mm (8'2") Stick				
With Pin Grabber Coupler									⊖	⊖	⊖	●	○	⊖	⊖	●	
General Duty (GD)	316	1100	43	0.80	1.04	632	1,392	100	⊖	⊖	⊖	●	○	⊖	⊖	●	
General Duty Excavation (GDX)	316	1200	47	0.80	1.05	652	1,437	100	○	⊖	⊖	●	○	⊖	⊖	●	
Severe Duty (SD)	316	1050	42	0.76	1.00	716	1,578	90	⊖	⊖	⊖	●	○	⊖	⊖	●	
Maximum load with coupler (payload + bucket)									kg	1785	2059	1912	4164	1687	1950	1809	3962
									lb	3,935	4,540	4,215	9,181	3,719	4,299	3,989	8,734
									3700 kg (8,157 lb) Counterweight								
									One-Piece Boom								
									2200 mm (7'3") Stick				2500 mm (8'2") Stick				
With Pin Grabber Coupler									○	⊖	○	●	◇	○	○	●	
General Duty (GD)	316	1100	43	0.80	1.04	632	1,392	100	○	⊖	○	●	◇	○	○	●	
General Duty Excavation (GDX)	316	1200	47	0.80	1.05	652	1,437	100	○	⊖	○	●	◇	○	○	●	
Severe Duty (SD)	316	1050	42	0.76	1.00	716	1,578	90	○	⊖	⊖	●	○	⊖	○	●	
Maximum load with coupler (payload + bucket)									kg	1592	1858	1719	3897	1501	1756	1624	3705
									lb	3,511	4,095	3,791	8,591	3,309	3,870	3,580	8,168

Maximum Material Density:

- 2100 kg/m³ (3,500 lb/yd³)
- ⊖ 1800 kg/m³ (3,000 lb/yd³)
- ⊖ 1500 kg/m³ (2,500 lb/yd³)
- 1200 kg/m³ (2,000 lb/yd³)
- ◇ 900 kg/m³ (1,500 lb/yd³)

The above loads are in compliance with hydraulic excavator standard EN474-5:2006+A3:2013, they do not exceed 87% of hydraulic lifting capacity or 75% of tipping capacity with front linkage fully extended at ground line with bucket curled. Capacity based on ISO 7451.

Caterpillar recommends using appropriate work tools to maximize the value customers receive from our products. Use of work tools, including buckets, which are outside of Caterpillar's recommendations or specifications for weight, dimensions, flows, pressures, etc. may result in less-than-optimal performance, including but not limited to reductions in production, stability, reliability, and component durability. Improper use of a work tool resulting in sweeping, prying, twisting and/or catching of heavy loads will reduce the life of the boom and stick.

M318 Wheeled Excavator Specifications

Attachments Offering Guide – North America

Not all attachments are available in all regions. Consult your Cat dealer for configurations available in your region.

Match
 No Match
 1800 kg/m³ (3000 lb/yd³)
 1200 kg/m³ (2000 lb/yd³)

PIN-ON ATTACHMENTS

Undercarriage		Front Blade; Rear Outriggers							
		3700 kg (8,157 lb)				4200 kg (9,259 lb)			
Boom Type	Stick Length	Variable Adjustable		One-Piece		Variable Adjustable		One-Piece	
		2500 mm (8'2")	2900 mm (9'6")	2500 mm (8'2")	2900 mm (9'6")	2500 mm (8'2")	2900 mm (9'6")	2500 mm (8'2")	2900 mm (9'6")
Hydraulic Hammers	H110 S	✓	✓	✓	✓	✓	✓	✓	✓
	H115 GC	✓	✓	✓	✓	✓	✓	✓	✓
	H115 GC S	✓	✓	✓	✓	✓	✓	✓	✓
	H115 S	✓	✓	✓	✓	✓	✓	✓	✓
Pulverizers	P215			✓	✓			✓	✓
Demolition and Sorting Grapples	G314	✓	✓	✓	✓	✓	✓	✓	✓
	G318 WH-800			✓				✓	
Mobile Scrap and Demolition Shears	S3015	✓	✓	✓	✓	✓	✓	✓	✓
	S3015 Flat Top	✓	✓	✓	✓	✓	✓	✓	✓
Compactors (Vibratory Plate)	CVP75	✓	✓	✓	✓	✓	✓	✓	✓
Mulchers	HM4015			✓	✓			✓	✓
Orange Peel Grapples	GSH420-500	●	●	●	●	●	●	●	●
	GSH420-600	●	●	●	●	●	●	●	●
	GSH420-750	●	○	●	○	●	○	●	○
	GSH520-500	●	●	●	●	●	●	●	●
	GSH520-600	●	○	●	○	●	○	●	○
	GSH520-750	●		●	○	●		●	○

(continued on next page)

M318 Wheeled Excavator Specifications

Attachments Offering Guide – North America (continued)

Not all attachments are available in all regions. Consult your Cat dealer for configurations available in your region.

Match
 No Match
 1800 kg/m³ (3000 lb/yd³)
 1200 kg/m³ (2000 lb/yd³)

PIN-ON ATTACHMENTS (continued)

Undercarriage		Front and Rear Outriggers							
Counterweight		3700 kg (8,157 lb)				4200 kg (9,259 lb)			
Boom Type		Variable Adjustable		One-Piece		Variable Adjustable		One-Piece	
		2500 mm (8'2")	2900 mm (9'6")	2500 mm (8'2")	2900 mm (9'6")	2500 mm (8'2")	2900 mm (9'6")	2500 mm (8'2")	2900 mm (9'6")
Hydraulic Hammers	H110 S	✓	✓	✓	✓	✓	✓	✓	✓
	H115 GC	✓	✓	✓	✓	✓	✓	✓	✓
	H115 GC S	✓	✓	✓	✓	✓	✓	✓	✓
	H115 S	✓	✓	✓	✓	✓	✓	✓	✓
Pulverizers	P215			✓	✓			✓	✓
Demolition and Sorting Grapples	G314	✓	✓	✓	✓	✓	✓	✓	✓
	G318 WH-800			✓				✓	
Mobile Scrap and Demolition Shears	S3015	✓	✓	✓	✓	✓	✓	✓	✓
	S3015 Flat Top	✓	✓	✓	✓	✓	✓	✓	✓
Compactors (Vibratory Plate)	CVP75	✓	✓	✓	✓	✓	✓	✓	✓
Mulchers	HM4015			✓	✓			✓	✓
Orange Peel Grapples	GSH420-500	●	●	●	●	●	●	●	●
	GSH420-600	●	●	●	●	●	●	●	●
	GSH420-750	●	○	●	○	●	○	●	○
	GSH520-500	●	●	●	●	●	●	●	●
	GSH520-600	●	○	●	○	●	○	●	○
	GSH520-750	●		●	○	●		●	○

(continued on next page)

M318 Wheeled Excavator Specifications

Attachments Offering Guide – North America (continued)

Not all attachments are available in all regions. Consult your Cat dealer for configurations available in your region.

Match
 No Match
 1800 kg/m³ (3000 lb/yd³)
 1200 kg/m³ (2000 lb/yd³)

PIN-ON ATTACHMENTS (continued)

Undercarriage		Front Outriggers; Rear (parallel) Blade							
		3700 kg (8,157 lb)				4200 kg (9,259 lb)			
Boom Type	Stick Length	Variable Adjustable		One-Piece		Variable Adjustable		One-Piece	
		2500 mm (8'2")	2900 mm (9'6")	2500 mm (8'2")	2900 mm (9'6")	2500 mm (8'2")	2900 mm (9'6")	2500 mm (8'2")	2900 mm (9'6")
Hydraulic Hammers	H110 S	✓	✓	✓	✓	✓	✓	✓	✓
	H115 GC	✓	✓	✓	✓	✓	✓	✓	✓
	H115 GC S	✓	✓	✓	✓	✓	✓	✓	✓
	H115 S	✓	✓	✓	✓	✓	✓	✓	✓
Pulverizers	P215			✓	✓			✓	✓
Demolition and Sorting Grapples	G314	✓	✓	✓	✓	✓	✓	✓	✓
	G318 WH-800			✓				✓	
Mobile Scrap and Demolition Shears	S3015	✓	✓	✓	✓	✓	✓	✓	✓
	S3015 Flat Top	✓	✓	✓	✓	✓	✓	✓	✓
Compactors (Vibratory Plate)	CVP75	✓	✓	✓	✓	✓	✓	✓	✓
Mulchers	HM4015			✓	✓			✓	✓
Orange Peel Grapples	GSH420-500	●	●	●	●	●	●	●	●
	GSH420-600	●	●	●	●	●	●	●	●
	GSH420-750	●	○	●	○	●	○	●	○
	GSH520-500	●	●	●	●	●	●	●	●
	GSH520-600	●	○	●	○	●	○	●	○
	GSH520-750	●		●	○	●		●	○

(continued on next page)

M318 Wheeled Excavator Specifications

Attachments Offering Guide – North America (continued)

Not all attachments are available in all regions. Consult your Cat dealer for configurations available in your region.

Match No Match 1800 kg/m³ (3000 lb/yd³) 1200 kg/m³ (2000 lb/yd³)

PIN-ON ATTACHMENTS (continued)

Undercarriage		Front Outriggers; Rear (radial) Blade							
Counterweight		3700 kg (8,157 lb)				4200 kg (9,259 lb)			
Boom Type	Stick Length	Variable Adjustable		One-Piece		Variable Adjustable		One-Piece	
		2500 mm (8'2")	2900 mm (9'6")	2500 mm (8'2")	2900 mm (9'6")	2500 mm (8'2")	2900 mm (9'6")	2500 mm (8'2")	2900 mm (9'6")
Hydraulic Hammers	H110 S	✓	✓	✓	✓	✓	✓	✓	✓
	H115 GC	✓	✓	✓	✓	✓	✓	✓	✓
	H115 GC S	✓	✓	✓	✓	✓	✓	✓	✓
	H115 S	✓	✓	✓	✓	✓	✓	✓	✓
Pulverizers	P215			✓	✓			✓	✓
Demolition and Sorting Grapples	G314	✓	✓	✓	✓	✓	✓	✓	✓
	G318 WH-800			✓				✓	
Mobile Scrap and Demolition Shears	S3015	✓	✓	✓	✓	✓	✓	✓	✓
	S3015 Flat Top	✓	✓	✓	✓	✓	✓	✓	✓
Compactors (Vibratory Plate)	CVP75	✓	✓	✓	✓	✓	✓	✓	✓
Mulchers	HM4015			✓	✓			✓	✓
Orange Peel Grapples	GSH420-500	●	●	●	●	●	●	●	●
	GSH420-600	●	●	●	●	●	●	●	●
	GSH420-750	●	○	●	○	●	○	●	○
	GSH520-500	●	●	●	●	●	●	●	●
	GSH520-600	●	○	●	○	●	○	●	○
	GSH520-750	●		●	○	●		●	○

(continued on next page)

M318 Wheeled Excavator Specifications

Attachments Offering Guide – North America (continued)

Not all attachments are available in all regions. Consult your Cat dealer for configurations available in your region.

Match
 No Match
 1800 kg/m³ (3000 lb/yd³)
 1200 kg/m³ (2000 lb/yd³)

PIN-ON ATTACHMENTS (continued)

Undercarriage		Front Outriggers; Rear Blade (wide undercarriage)							
Counterweight		3700 kg (8,157 lb)				4200 kg (9,259 lb)			
Boom Type		Variable Adjustable		One-Piece		Variable Adjustable		One-Piece	
		2500 mm (8'2")	2900 mm (9'6")	2500 mm (8'2")	2900 mm (9'6")	2500 mm (8'2")	2900 mm (9'6")	2500 mm (8'2")	2900 mm (9'6")
Hydraulic Hammers	H110 S	✓	✓	✓	✓	✓	✓	✓	✓
	H115 GC	✓	✓	✓	✓	✓	✓	✓	✓
	H115 GC S	✓	✓	✓	✓	✓	✓	✓	✓
	H115 S	✓	✓	✓	✓	✓	✓	✓	✓
Pulverizers	P215			✓	✓			✓	✓
Demolition and Sorting Grapples	G314	✓	✓	✓	✓	✓	✓	✓	✓
	G318 WH-800			✓				✓	
Mobile Scrap and Demolition Shears	S3015	✓	✓	✓	✓	✓	✓	✓	✓
	S3015 Flat Top	✓	✓	✓	✓	✓	✓	✓	✓
Compactors (Vibratory Plate)	CVP75	✓	✓	✓	✓	✓	✓	✓	✓
Mulchers	HM4015			✓	✓			✓	✓
Orange Peel Grapples	GSH420-500	●	●	●	●	●	●	●	●
	GSH420-600	●	●	●	●	●	●	●	●
	GSH420-750	●	○	●	○	●	○	●	○
	GSH520-500	●	●	●	●	●	●	●	●
	GSH520-600	●	○	●	○	●	○	●	○
	GSH520-750	●		●	○	●		●	○

(continued on next page)

M318 Wheeled Excavator Specifications

Attachments Offering Guide – North America (continued)

Not all attachments are available in all regions. Consult your Cat dealer for configurations available in your region.

Match
 * Working range front only
 No Match
 1800 kg/m³ (3,000 lb/yd³)
 1200 kg/m³ (2,000 lb/yd³)

PIN-ON ATTACHMENTS (continued)

Undercarriage		Rear (parallel) Blade							
Counterweight		3700 kg (8,157 lb)				4200 kg (9,259 lb)			
Boom Type		Variable Adjustable		One-Piece		Variable Adjustable		One-Piece	
		2500 mm (8'2")	2900 mm (9'6")	2500 mm (8'2")	2900 mm (9'6")	2500 mm (8'2")	2900 mm (9'6")	2500 mm (8'2")	2900 mm (9'6")
Stick Length		2500 mm (8'2")	2900 mm (9'6")	2500 mm (8'2")	2900 mm (9'6")	2500 mm (8'2")	2900 mm (9'6")	2500 mm (8'2")	2900 mm (9'6")
Hydraulic Hammers	H110 S	✓	✓	✓	✓	✓	✓	✓	✓
	H115 GC	✓	✓	✓	✓	✓	✓	✓	✓
	H115 GC S	✓	✓	✓	✓	✓	✓	✓	✓
	H115 S	✓	✓	✓	✓	✓	✓	✓	✓
Pulverizers	P215			✓*				✓	✓*
Demolition and Sorting Grapples	G314	✓	✓	✓	✓	✓	✓	✓	✓
	G318 WH-800							✓*	
Mobile Scrap and Demolition Shears	S3015	✓	✓	✓	✓	✓	✓	✓	✓
	S3015 Flat Top	✓	✓	✓	✓	✓	✓	✓	✓
Compactors (Vibratory Plate)	CVP75	✓	✓	✓	✓	✓	✓	✓	✓
Mulchers	HM4015			✓				✓	✓
Orange Peel Grapples	GSH420-500	○	○	○	○	●	○	●	●
	GSH420-600	○		○		○	○	○	○
	GSH420-750							○	
	GSH520-500			○		○		○	○
	GSH520-600							○	
	GSH520-750								

(continued on next page)

M318 Wheeled Excavator Specifications

Attachments Offering Guide – North America (continued)

Not all attachments are available in all regions. Consult your Cat dealer for configurations available in your region.

Match
 * Working range front only
 No Match
 1800 kg/m³ (3,000 lb/yd³)
 1200 kg/m³ (2,000 lb/yd³)

PIN-ON ATTACHMENTS (continued)

Undercarriage		Rear (radial) Blade								
		3700 kg (8,157 lb)				4200 kg (9,259 lb)				
Counterweight		Variable Adjustable		One-Piece		Variable Adjustable		One-Piece		
		2500 mm (8'2")	2900 mm (9'6")	2500 mm (8'2")	2900 mm (9'6")	2500 mm (8'2")	2900 mm (9'6")	2500 mm (8'2")	2900 mm (9'6")	
Boom Type	Hydraulic Hammers	H110 S	✓	✓	✓	✓	✓	✓	✓	✓
		H115 GC	✓	✓	✓	✓	✓	✓	✓	✓
		H115 GC S	✓	✓	✓	✓	✓	✓	✓	✓
		H115 S	✓	✓	✓	✓	✓	✓	✓	✓
Pulverizers	P215			✓*				✓	✓*	
Demolition and Sorting Grapples	G314	✓	✓	✓	✓	✓	✓	✓	✓	
	G318 WH-800							✓*		
Mobile Scrap and Demolition Shears	S3015	✓	✓	✓	✓	✓	✓	✓	✓	
	S3015 Flat Top	✓	✓	✓	✓	✓	✓	✓	✓	
Compactors (Vibratory Plate)	CVP75	✓	✓	✓	✓	✓	✓	✓	✓	
Mulchers	HM4015			✓				✓	✓	
Orange Peel Grapples	GSH420-500	○	○	○	○	●	○	●	●	
	GSH420-600	○		○		○	○	○	○	
	GSH420-750					○		○		
	GSH520-500			○		○		○	○	
	GSH520-600							○		
	GSH520-750									

(continued on next page)

M318 Wheeled Excavator Specifications

Attachments Offering Guide – North America (continued)

Not all attachments are available in all regions. Consult your Cat dealer for configurations available in your region.

Match
 No Match
 1800 kg/m³ (3000 lb/yd³)
 1200 kg/m³ (2000 lb/yd³)

PIN-ON ATTACHMENTS (continued)

Undercarriage		Rear Blade (wide undercarriage)							
Counterweight		3700 kg (8,157 lb)				4200 kg (9,259 lb)			
Boom Type		Variable Adjustable		One-Piece		Variable Adjustable		One-Piece	
		2500 mm (8'2")	2900 mm (9'6")	2500 mm (8'2")	2900 mm (9'6")	2500 mm (8'2")	2900 mm (9'6")	2500 mm (8'2")	2900 mm (9'6")
Hydraulic Hammers	H110 S	✓	✓	✓	✓	✓	✓	✓	✓
	H115 GC	✓	✓	✓	✓	✓	✓	✓	✓
	H115 GC S	✓	✓	✓	✓	✓	✓	✓	✓
	H115 S	✓	✓	✓	✓	✓	✓	✓	✓
Pulverizers	P215			✓	✓			✓	✓
Demolition and Sorting Grapples	G314	✓	✓	✓	✓	✓	✓	✓	✓
	G318 WH-800			✓				✓	
Mobile Scrap and Demolition Shears	S3015	✓	✓	✓	✓	✓	✓	✓	✓
	S3015 Flat Top	✓	✓	✓	✓	✓	✓	✓	✓
Compactors (Vibratory Plate)	CVP75	✓	✓	✓	✓	✓	✓	✓	✓
Mulchers	HM4015			✓	✓			✓	✓
Orange Peel Grapples	GSH420-500	●	○	●	●	●	●	●	●
	GSH420-600	○	○	●	○	●	○	●	●
	GSH420-750	○		○		○	○	○	○
	GSH520-500	○	○	○	○	●	○	●	○
	GSH520-600	○		○		○	○	○	○
	GSH520-750							○	

(continued on next page)

M318 Wheeled Excavator Specifications

Attachments Offering Guide – North America *(continued)*

Not all attachments are available in all regions. Consult your Cat dealer for configurations available in your region.

Match

CAT PIN GRABBER COUPLER ATTACHMENTS

Undercarriage		Front Blade; Rear Outriggers							
Counterweight		3700 kg (8,157 lb)				4200 kg (9,259 lb)			
Boom Type		Variable Adjustable		One-Piece		Variable Adjustable		One-Piece	
		2500 mm (8'2")	2900 mm (9'6")	2500 mm (8'2")	2900 mm (9'6")	2500 mm (8'2")	2900 mm (9'6")	2500 mm (8'2")	2900 mm (9'6")
Hydraulic Hammers	H110 S	✓	✓	✓	✓	✓	✓	✓	✓
	H115 GC	✓	✓	✓	✓	✓	✓	✓	✓
	H115 GC S	✓	✓	✓	✓	✓	✓	✓	✓
	H115 S	✓	✓	✓	✓	✓	✓	✓	✓
Demolition and Sorting Grapples	G314	✓	✓	✓	✓	✓	✓	✓	✓
Mobile Scrap and Demolition Shears	S3015	✓	✓	✓	✓	✓	✓	✓	✓
	S3015 Flat Top	✓	✓	✓	✓	✓	✓	✓	✓
Compactors (Vibratory Plate)	CVP75	✓	✓	✓	✓	✓	✓	✓	✓

CAT PIN GRABBER COUPLER ATTACHMENTS *(continued)*

Undercarriage		Front and Rear Outriggers							
Counterweight		3700 kg (8,157 lb)				4200 kg (9,259 lb)			
Boom Type		Variable Adjustable		One-Piece		Variable Adjustable		One-Piece	
		2500 mm (8'2")	2900 mm (9'6")	2500 mm (8'2")	2900 mm (9'6")	2500 mm (8'2")	2900 mm (9'6")	2500 mm (8'2")	2900 mm (9'6")
Hydraulic Hammers	H110 S	✓	✓	✓	✓	✓	✓	✓	✓
	H115 GC	✓	✓	✓	✓	✓	✓	✓	✓
	H115 GC S	✓	✓	✓	✓	✓	✓	✓	✓
	H115 S	✓	✓	✓	✓	✓	✓	✓	✓
Demolition and Sorting Grapples	G314	✓	✓	✓	✓	✓	✓	✓	✓
Mobile Scrap and Demolition Shears	S3015	✓	✓	✓	✓	✓	✓	✓	✓
	S3015 Flat Top	✓	✓	✓	✓	✓	✓	✓	✓
Compactors (Vibratory Plate)	CVP75	✓	✓	✓	✓	✓	✓	✓	✓

(continued on next page)

M318 Wheeled Excavator Specifications

Attachments Offering Guide – North America (continued)

Not all attachments are available in all regions. Consult your Cat dealer for configurations available in your region.

Match

CAT PIN GRABBER COUPLER ATTACHMENTS (continued)

Undercarriage		Front Outriggers; Rear (parallel) Blade							
Counterweight		3700 kg (8,157 lb)				4200 kg (9,259 lb)			
Boom Type		Variable Adjustable		One-Piece		Variable Adjustable		One-Piece	
		2500 mm (8'2")	2900 mm (9'6")	2500 mm (8'2")	2900 mm (9'6")	2500 mm (8'2")	2900 mm (9'6")	2500 mm (8'2")	2900 mm (9'6")
Hydraulic Hammers	H110 S	✓	✓	✓	✓	✓	✓	✓	✓
	H115 GC	✓	✓	✓	✓	✓	✓	✓	✓
	H115 GC S	✓	✓	✓	✓	✓	✓	✓	✓
	H115 S	✓	✓	✓	✓	✓	✓	✓	✓
Demolition and Sorting Grapples	G314	✓	✓	✓	✓	✓	✓	✓	✓
Mobile Scrap and Demolition Shears	S3015	✓	✓	✓	✓	✓	✓	✓	✓
	S3015 Flat Top	✓	✓	✓	✓	✓	✓	✓	✓
Compactors (Vibratory Plate)	CVP75	✓	✓	✓	✓	✓	✓	✓	✓

CAT PIN GRABBER COUPLER ATTACHMENTS (continued)

Undercarriage		Front Outriggers; Rear (radial) blade							
Counterweight		3700 kg (8,157 lb)				4200 kg (9,259 lb)			
Boom Type		Variable Adjustable		One-Piece		Variable Adjustable		One-Piece	
		2500 mm (8'2")	2900 mm (9'6")	2500 mm (8'2")	2900 mm (9'6")	2500 mm (8'2")	2900 mm (9'6")	2500 mm (8'2")	2900 mm (9'6")
Hydraulic Hammers	H110 S	✓	✓	✓	✓	✓	✓	✓	✓
	H115 GC	✓	✓	✓	✓	✓	✓	✓	✓
	H115 GC S	✓	✓	✓	✓	✓	✓	✓	✓
	H115 S	✓	✓	✓	✓	✓	✓	✓	✓
Demolition and Sorting Grapples	G314	✓	✓	✓	✓	✓	✓	✓	✓
Mobile Scrap and Demolition Shears	S3015	✓	✓	✓	✓	✓	✓	✓	✓
	S3015 Flat Top	✓	✓	✓	✓	✓	✓	✓	✓
Compactors (Vibratory Plate)	CVP75	✓	✓	✓	✓	✓	✓	✓	✓

(continued on next page)

M318 Wheeled Excavator Specifications

Attachments Offering Guide – North America (continued)

Not all attachments are available in all regions. Consult your Cat dealer for configurations available in your region.

Match * Working range front only No Match

CAT PIN GRABBER COUPLER ATTACHMENTS (continued)

Undercarriage		Front Outriggers; Rear Blade (wide undercarriage)							
Counterweight		3700 kg (8,157 lb)				4200 kg (9,259 lb)			
Boom Type		Variable Adjustable		One-Piece		Variable Adjustable		One-Piece	
		2500 mm (8'2")	2900 mm (9'6")	2500 mm (8'2")	2900 mm (9'6")	2500 mm (8'2")	2900 mm (9'6")	2500 mm (8'2")	2900 mm (9'6")
Hydraulic Hammers	H110 S	✓	✓	✓	✓	✓	✓	✓	✓
	H115 GC	✓	✓	✓	✓	✓	✓	✓	✓
	H115 GC S	✓	✓	✓	✓	✓	✓	✓	✓
	H115 S	✓	✓	✓	✓	✓	✓	✓	✓
Demolition and Sorting Grapples	G314	✓	✓	✓	✓	✓	✓	✓	✓
Mobile Scrap and Demolition Shears	S3015	✓	✓	✓	✓	✓	✓	✓	✓
	S3015 Flat Top	✓	✓	✓	✓	✓	✓	✓	✓
Compactors (Vibratory Plate)	CVP75	✓	✓	✓	✓	✓	✓	✓	✓

CAT PIN GRABBER COUPLER ATTACHMENTS (continued)

Undercarriage		Rear (parallel) Blade							
Counterweight		3700 kg (8,157 lb)				4200 kg (9,259 lb)			
Boom Type		Variable Adjustable		One-Piece		Variable Adjustable		One-Piece	
		2500 mm (8'2")	2900 mm (9'6")	2500 mm (8'2")	2900 mm (9'6")	2500 mm (8'2")	2900 mm (9'6")	2500 mm (8'2")	2900 mm (9'6")
Hydraulic Hammers	H110 S	✓	✓	✓	✓	✓	✓	✓	✓
	H115 GC	✓	✓*	✓	✓	✓	✓	✓	✓
	H115 GC S	✓	✓*	✓	✓	✓	✓	✓	✓
	H115 S	✓	✓	✓	✓	✓	✓	✓	✓
Demolition and Sorting Grapples	G314			✓*		✓	✓*	✓	✓*
Mobile Scrap and Demolition Shears	S3015	✓*		✓	✓*	✓	✓*	✓	✓
	S3015 Flat Top			✓*		✓	✓*	✓	✓*
Compactors (Vibratory Plate)	CVP75	✓	✓	✓	✓	✓	✓	✓	✓

(continued on next page)

M318 Wheeled Excavator Specifications

Attachments Offering Guide – North America (continued)

Not all attachments are available in all regions. Consult your Cat dealer for configurations available in your region.

Match

* Working range front only

No Match

CAT PIN GRABBER COUPLER ATTACHMENTS (continued)

Undercarriage		Rear (radial) Blade							
Counterweight		3700 kg (8,157 lb)				4200 kg (9,259 lb)			
Boom Type		Variable Adjustable		One-Piece		Variable Adjustable		One-Piece	
		2500 mm (8'2")	2900 mm (9'6")	2500 mm (8'2")	2900 mm (9'6")	2500 mm (8'2")	2900 mm (9'6")	2500 mm (8'2")	2900 mm (9'6")
Hydraulic Hammers	H110 S	✓	✓	✓	✓	✓	✓	✓	✓
	H115 GC	✓	✓*	✓	✓	✓	✓	✓	✓
	H115 GC S	✓	✓*	✓	✓	✓	✓	✓	✓
	H115 S	✓	✓	✓	✓	✓	✓	✓	✓
Demolition and Sorting Grapples	G314			✓*		✓	✓*	✓	✓*
Mobile Scrap and Demolition Shears	S3015	✓*		✓	✓*	✓	✓*	✓	✓
	S3015 Flat Top			✓*		✓	✓*	✓	✓*
Compactors (Vibratory Plate)	CVP75	✓	✓	✓	✓	✓	✓	✓	✓

CAT PIN GRABBER COUPLER ATTACHMENTS (continued)

Undercarriage		Rear Blade (wide undercarriage)							
Counterweight		3700 kg (8,157 lb)				4200 kg (9,259 lb)			
Boom Type		Variable Adjustable		One-Piece		Variable Adjustable		One-Piece	
		2500 mm (8'2")	2900 mm (9'6")	2500 mm (8'2")	2900 mm (9'6")	2500 mm (8'2")	2900 mm (9'6")	2500 mm (8'2")	2900 mm (9'6")
Hydraulic Hammers	H110 S	✓	✓	✓	✓	✓	✓	✓	✓
	H115 GC	✓	✓	✓	✓	✓	✓	✓	✓
	H115 GC S	✓	✓	✓	✓	✓	✓	✓	✓
	H115 S	✓	✓	✓	✓	✓	✓	✓	✓
Demolition and Sorting Grapples	G314	✓	✓*	✓	✓	✓	✓	✓	✓
Mobile Scrap and Demolition Shears	S3015	✓	✓	✓	✓	✓	✓	✓	✓
	S3015 Flat Top	✓	✓*	✓	✓	✓	✓	✓	✓
Compactors (Vibratory Plate)	CVP75	✓	✓	✓	✓	✓	✓	✓	✓

(continued on next page)

M318 Wheeled Excavator Specifications

Attachments Offering Guide – Europe

Not all attachments are available in all regions. Consult your Cat dealer for configurations available in your region.

Match
 No Match
 1800 kg/m³ (3000 lb/yd³)
 1200 kg/m³ (2000 lb/yd³)

PIN-ON ATTACHMENTS

Undercarriage		Front Blade; Rear Outriggers					
Counterweight		3700 kg (8,157 lb)					
Boom Type		Variable Adjustable			One-Piece		
Stick Length		2200 mm (7'3")	2500 mm (8'2")	2900 mm (9'6")	2200 mm (7'3")	2500 mm (8'2")	2900 mm (9'6")
Hydraulic Hammers	H110 S	✓	✓	✓	✓	✓	✓
	H115 GC S	✓	✓	✓	✓	✓	✓
	H115 S	✓	✓	✓	✓	✓	✓
Demolition and Sorting Grapples	G314	✓	✓	✓	✓	✓	✓
	G313 GC	✓	✓	✓	✓	✓	✓
	G315 GC				✓	✓	✓
	G318 WH-800				✓	✓	
Mobile Scrap and Demolition Shears	S3015	✓	✓	✓	✓	✓	✓
	S3015 Flat Top	✓	✓	✓	✓	✓	✓
Compactors (Vibratory Plate)	CVP75	✓	✓	✓	✓	✓	✓
Pulverizers	P215				✓	✓	✓
Orange Peel Grapples	GSH420-500	●	●	●	●	●	●
	GSH420-600	●	●	●	●	●	●
	GSH420-750	●	●	○	●	●	○
	GSH520-500	●	●	●	●	●	●
	GSH520-600	●	●	○	●	●	○
	GSH520-750	●	●		●	●	○
	GSV520 GC-400	●	●	●	●	●	●
	GSV520 GC-500	●	●	●	●	●	●
	GSV520 GC-600	●	●	●	●	●	●
	GSV520 GC-750	●	●	○	●	●	○
	GSV520-400	●	●	●	●	●	●
	GSV520-500	●	●	●	●	●	●
	GSV520-600	●	●	○	●	●	●
	GSV520-750	●	●	○	●	●	○

(continued on next page)

M318 Wheeled Excavator Specifications

Attachments Offering Guide – Europe (continued)

Not all attachments are available in all regions. Consult your Cat dealer for configurations available in your region.

Match
 No Match
 1800 kg/m³ (3000 lb/yd³)
 1200 kg/m³ (2000 lb/yd³)

PIN-ON ATTACHMENTS (continued)

Undercarriage		Front Blade; Rear Outriggers					
Counterweight		4200 kg (9,259 lb)					
Boom Type		Variable Adjustable			One-Piece		
Stick Length		2200 mm (7'3")	2500 mm (8'2")	2900 mm (9'6")	2200 mm (7'3")	2500 mm (8'2")	2900 mm (9'6")
Hydraulic Hammers	H110 S	✓	✓	✓	✓	✓	✓
	H115 GC S	✓	✓	✓	✓	✓	✓
	H115 S	✓	✓	✓	✓	✓	✓
Demolition and Sorting Grapples	G314	✓	✓	✓	✓	✓	✓
	G313 GC	✓	✓	✓	✓	✓	✓
	G315 GC				✓	✓	✓
	G318 WH-800				✓	✓	
Mobile Scrap and Demolition Shears	S3015	✓	✓	✓	✓	✓	✓
	S3015 Flat Top	✓	✓	✓	✓	✓	✓
Compactors (Vibratory Plate)	CVP75	✓	✓	✓	✓	✓	✓
Pulverizers	P215				✓	✓	✓
Orange Peel Grapples	GSH420-500	●	●	●	●	●	●
	GSH420-600	●	●	●	●	●	●
	GSH420-750	●	●	○	●	●	○
	GSH520-500	●	●	●	●	●	●
	GSH520-600	●	●	○	●	●	○
	GSH520-750	●	●		●	●	○
	GSV520 GC-400	●	●	●	●	●	●
	GSV520 GC-500	●	●	●	●	●	●
	GSV520 GC-600	●	●	●	●	●	●
	GSV520 GC-750	●	●	○	●	●	○
	GSV520-400	●	●	●	●	●	●
	GSV520-500	●	●	●	●	●	●
	GSV520-600	●	●	○	●	●	●
	GSV520-750	●	●	○	●	●	○

(continued on next page)

M318 Wheeled Excavator Specifications

Attachments Offering Guide – Europe (continued)

Not all attachments are available in all regions. Consult your Cat dealer for configurations available in your region.

Match
 No Match
 1800 kg/m³ (3000 lb/yd³)
 1200 kg/m³ (2000 lb/yd³)

PIN-ON ATTACHMENTS (continued)

Undercarriage		Front and Rear Outriggers					
Counterweight		3700 kg (8,157 lb)					
Boom Type		Variable Adjustable			One-Piece		
Stick Length		2200 mm (7'3")	2500 mm (8'2")	2900 mm (9'6")	2200 mm (7'3")	2500 mm (8'2")	2900 mm (9'6")
Hydraulic Hammers	H110 S	✓	✓	✓	✓	✓	✓
	H115 GC S	✓	✓	✓	✓	✓	✓
	H115 S	✓	✓	✓	✓	✓	✓
Demolition and Sorting Grapples	G314	✓	✓	✓	✓	✓	✓
	G313 GC	✓	✓	✓	✓	✓	✓
	G315 GC				✓	✓	✓
	G318 WH-800				✓	✓	
Mobile Scrap and Demolition Shears	S3015	✓	✓	✓	✓	✓	✓
	S3015 Flat Top	✓	✓	✓	✓	✓	✓
Compactors (Vibratory Plate)	CVP75	✓	✓	✓	✓	✓	✓
Pulverizers	P215				✓	✓	✓
Orange Peel Grapples	GSH420-500	●	●	●	●	●	●
	GSH420-600	●	●	●	●	●	●
	GSH420-750	●	●	○	●	●	○
	GSH520-500	●	●	●	●	●	●
	GSH520-600	●	●	○	●	●	○
	GSH520-750	●	●		●	●	○
	GSV520 GC-400	●	●	●	●	●	●
	GSV520 GC-500	●	●	●	●	●	●
	GSV520 GC-600	●	●	●	●	●	●
	GSV520 GC-750	●	●	○	●	●	○
	GSV520-400	●	●	●	●	●	●
	GSV520-500	●	●	●	●	●	●
	GSV520-600	●	●	○	●	●	●
	GSV520-750	●	●	○	●	●	○

(continued on next page)

M318 Wheeled Excavator Specifications

Attachments Offering Guide – Europe (continued)

Not all attachments are available in all regions. Consult your Cat dealer for configurations available in your region.

Match
 No Match
 1800 kg/m³ (3000 lb/yd³)
 1200 kg/m³ (2000 lb/yd³)

PIN-ON ATTACHMENTS (continued)

Undercarriage		Front and Rear Outriggers					
Counterweight		4200 kg (9,259 lb)					
Boom Type		Variable Adjustable			One-Piece		
Stick Length		2200 mm (7'3")	2500 mm (8'2")	2900 mm (9'6")	2200 mm (7'3")	2500 mm (8'2")	2900 mm (9'6")
Hydraulic Hammers	H110 S	✓	✓	✓	✓	✓	✓
	H115 GC S	✓	✓	✓	✓	✓	✓
	H115 S	✓	✓	✓	✓	✓	✓
Demolition and Sorting Grapples	G314	✓	✓	✓	✓	✓	✓
	G313 GC	✓	✓	✓	✓	✓	✓
	G315 GC				✓	✓	✓
	G318 WH-800				✓	✓	
Mobile Scrap and Demolition Shears	S3015	✓	✓	✓	✓	✓	✓
	S3015 Flat Top	✓	✓	✓	✓	✓	✓
Compactors (Vibratory Plate)	CVP75	✓	✓	✓	✓	✓	✓
Pulverizers	P215				✓	✓	✓
Orange Peel Grapples	GSH420-500	●	●	●	●	●	●
	GSH420-600	●	●	●	●	●	●
	GSH420-750	●	●	○	●	●	○
	GSH520-500	●	●	●	●	●	●
	GSH520-600	●	●	○	●	●	○
	GSH520-750	●	●		●	●	○
	GSV520 GC-400	●	●	●	●	●	●
	GSV520 GC-500	●	●	●	●	●	●
	GSV520 GC-600	●	●	●	●	●	●
	GSV520 GC-750	●	●	○	●	●	○
	GSV520-400	●	●	●	●	●	●
	GSV520-500	●	●	●	●	●	●
	GSV520-600	●	●	○	●	●	●
	GSV520-750	●	●	○	●	●	○

(continued on next page)

M318 Wheeled Excavator Specifications

Attachments Offering Guide – Europe (continued)

Not all attachments are available in all regions. Consult your Cat dealer for configurations available in your region.

Match
 No Match
 1800 kg/m³ (3000 lb/yd³)
 1200 kg/m³ (2000 lb/yd³)

PIN-ON ATTACHMENTS (continued)

Undercarriage		Front Outriggers; Rear (parallel) Blade					
Counterweight		3700 kg (8,157 lb)					
Boom Type		Variable Adjustable			One-Piece		
Stick Length		2200 mm (7'3")	2500 mm (8'2")	2900 mm (9'6")	2200 mm (7'3")	2500 mm (8'2")	2900 mm (9'6")
Hydraulic Hammers	H110 S	✓	✓	✓	✓	✓	✓
	H115 GC S	✓	✓	✓	✓	✓	✓
	H115 S	✓	✓	✓	✓	✓	✓
Demolition and Sorting Grapples	G314	✓	✓	✓	✓	✓	✓
	G313 GC	✓	✓	✓	✓	✓	✓
	G315 GC				✓	✓	✓
	G318 WH-800				✓	✓	
Mobile Scrap and Demolition Shears	S3015	✓	✓	✓	✓	✓	✓
	S3015 Flat Top	✓	✓	✓	✓	✓	✓
Compactors (Vibratory Plate)	CVP75	✓	✓	✓	✓	✓	✓
Pulverizers	P215				✓	✓	✓
Orange Peel Grapples	GSH420-500	●	●	●	●	●	●
	GSH420-600	●	●	●	●	●	●
	GSH420-750	●	●	○	●	●	○
	GSH520-500	●	●	●	●	●	●
	GSH520-600	●	●	○	●	●	○
	GSH520-750	●	●		●	●	○
	GSV520 GC-400	●	●	●	●	●	●
	GSV520 GC-500	●	●	●	●	●	●
	GSV520 GC-600	●	●	●	●	●	●
	GSV520 GC-750	●	●	○	●	●	○
	GSV520-400	●	●	●	●	●	●
	GSV520-500	●	●	●	●	●	●
	GSV520-600	●	●	○	●	●	●
	GSV520-750	●	●	○	●	●	○

(continued on next page)

M318 Wheeled Excavator Specifications

Attachments Offering Guide – Europe (continued)

Not all attachments are available in all regions. Consult your Cat dealer for configurations available in your region.

Match
 No Match
 1800 kg/m³ (3000 lb/yd³)
 1200 kg/m³ (2000 lb/yd³)

PIN-ON ATTACHMENTS (continued)

Undercarriage		Front Outriggers; Rear (parallel) Blade					
Counterweight		4200 kg (9,259 lb)					
Boom Type		Variable Adjustable			One-Piece		
Stick Length		2200 mm (7'3")	2500 mm (8'2")	2900 mm (9'6")	2200 mm (7'3")	2500 mm (8'2")	2900 mm (9'6")
Hydraulic Hammers	H110 S	✓	✓	✓	✓	✓	✓
	H115 GC S	✓	✓	✓	✓	✓	✓
	H115 S	✓	✓	✓	✓	✓	✓
Demolition and Sorting Grapples	G314	✓	✓	✓	✓	✓	✓
	G313 GC	✓	✓	✓	✓	✓	✓
	G315 GC				✓	✓	✓
	G318 WH-800				✓	✓	
Mobile Scrap and Demolition Shears	S3015	✓	✓	✓	✓	✓	✓
	S3015 Flat Top	✓	✓	✓	✓	✓	✓
Compactors (Vibratory Plate)	CVP75	✓	✓	✓	✓	✓	✓
Pulverizers	P215				✓	✓	✓
Orange Peel Grapples	GSH420-500	●	●	●	●	●	●
	GSH420-600	●	●	●	●	●	●
	GSH420-750	●	●	○	●	●	○
	GSH520-500	●	●	●	●	●	●
	GSH520-600	●	●	○	●	●	○
	GSH520-750	●	●		●	●	○
	GSV520 GC-400	●	●	●	●	●	●
	GSV520 GC-500	●	●	●	●	●	●
	GSV520 GC-600	●	●	●	●	●	●
	GSV520 GC-750	●	●	○	●	●	○
	GSV520-400	●	●	●	●	●	●
	GSV520-500	●	●	●	●	●	●
	GSV520-600	●	●	○	●	●	●
	GSV520-750	●	●	○	●	●	○

(continued on next page)

M318 Wheeled Excavator Specifications

Attachments Offering Guide – Europe (continued)

Not all attachments are available in all regions. Consult your Cat dealer for configurations available in your region.

Match
 No Match
 1800 kg/m³ (3000 lb/yd³)
 1200 kg/m³ (2000 lb/yd³)

PIN-ON ATTACHMENTS (continued)

Undercarriage		Front Outriggers; Rear (radial) Blade					
Counterweight		3700 kg (8,157 lb)					
Boom Type		Variable Adjustable			One-Piece		
Stick Length		2200 mm (7'3")	2500 mm (8'2")	2900 mm (9'6")	2200 mm (7'3")	2500 mm (8'2")	2900 mm (9'6")
Hydraulic Hammers	H110 S	✓	✓	✓	✓	✓	✓
	H115 GC S	✓	✓	✓	✓	✓	✓
	H115 S	✓	✓	✓	✓	✓	✓
Demolition and Sorting Grapples	G314	✓	✓	✓	✓	✓	✓
	G313 GC	✓	✓	✓	✓	✓	✓
	G315 GC				✓	✓	✓
	G318 WH-800				✓	✓	
Mobile Scrap and Demolition Shears	S3015	✓	✓	✓	✓	✓	✓
	S3015 Flat Top	✓	✓	✓	✓	✓	✓
Compactors (Vibratory Plate)	CVP75	✓	✓	✓	✓	✓	✓
Pulverizers	P215				✓	✓	✓
Orange Peel Grapples	GSH420-500	●	●	●	●	●	●
	GSH420-600	●	●	●	●	●	●
	GSH420-750	●	●	○	●	●	○
	GSH520-500	●	●	●	●	●	●
	GSH520-600	●	●	○	●	●	○
	GSH520-750	●	●		●	●	○
	GSV520 GC-400	●	●	●	●	●	●
	GSV520 GC-500	●	●	●	●	●	●
	GSV520 GC-600	●	●	●	●	●	●
	GSV520 GC-750	●	●	○	●	●	○
	GSV520-400	●	●	●	●	●	●
	GSV520-500	●	●	●	●	●	●
	GSV520-600	●	●	○	●	●	●
	GSV520-750	●	●	○	●	●	○

(continued on next page)

M318 Wheeled Excavator Specifications

Attachments Offering Guide – Europe (continued)

Not all attachments are available in all regions. Consult your Cat dealer for configurations available in your region.

Match
 No Match
 1800 kg/m³ (3000 lb/yd³)
 1200 kg/m³ (2000 lb/yd³)

PIN-ON ATTACHMENTS (continued)

Undercarriage		Front Outriggers; Rear (radial) Blade					
Counterweight		4200 kg (9,259 lb)					
Boom Type		Variable Adjustable			One-Piece		
Stick Length		2200 mm (7'3")	2500 mm (8'2")	2900 mm (9'6")	2200 mm (7'3")	2500 mm (8'2")	2900 mm (9'6")
Hydraulic Hammers	H110 S	✓	✓	✓	✓	✓	✓
	H115 GC S	✓	✓	✓	✓	✓	✓
	H115 S	✓	✓	✓	✓	✓	✓
Demolition and Sorting Grapples	G314	✓	✓	✓	✓	✓	✓
	G313 GC	✓	✓	✓	✓	✓	✓
	G315 GC				✓	✓	✓
	G318 WH-800				✓	✓	
Mobile Scrap and Demolition Shears	S3015	✓	✓	✓	✓	✓	✓
	S3015 Flat Top	✓	✓	✓	✓	✓	✓
Compactors (Vibratory Plate)	CVP75	✓	✓	✓	✓	✓	✓
Pulverizers	P215				✓	✓	✓
Orange Peel Grapples	GSH420-500	●	●	●	●	●	●
	GSH420-600	●	●	●	●	●	●
	GSH420-750	●	●	○	●	●	○
	GSH520-500	●	●	●	●	●	●
	GSH520-600	●	●	○	●	●	○
	GSH520-750	●	●		●	●	○
	GSV520 GC-400	●	●	●	●	●	●
	GSV520 GC-500	●	●	●	●	●	●
	GSV520 GC-600	●	●	●	●	●	●
	GSV520 GC-750	●	●	○	●	●	○
	GSV520-400	●	●	●	●	●	●
	GSV520-500	●	●	●	●	●	●
	GSV520-600	●	●	○	●	●	●
	GSV520-750	●	●	○	●	●	○

(continued on next page)

M318 Wheeled Excavator Specifications

Attachments Offering Guide – Europe (continued)

Not all attachments are available in all regions. Consult your Cat dealer for configurations available in your region.

Match
 No Match
 1800 kg/m³ (3000 lb/yd³)
 1200 kg/m³ (2000 lb/yd³)

PIN-ON ATTACHMENTS (continued)

Undercarriage		Front Outriggers; Rear Blade (wide undercarriage)					
Counterweight		3700 kg (8,157 lb)					
Boom Type		Variable Adjustable			One-Piece		
Stick Length		2200 mm (7'3")	2500 mm (8'2")	2900 mm (9'6")	2200 mm (7'3")	2500 mm (8'2")	2900 mm (9'6")
Hydraulic Hammers	H110 S	✓	✓	✓	✓	✓	✓
	H115 GC S	✓	✓	✓	✓	✓	✓
	H115 S	✓	✓	✓	✓	✓	✓
Demolition and Sorting Grapples	G314	✓	✓	✓	✓	✓	✓
	G313 GC	✓	✓	✓	✓	✓	✓
	G315 GC				✓	✓	✓
	G318 WH-800				✓	✓	
Mobile Scrap and Demolition Shears	S3015	✓	✓	✓	✓	✓	✓
	S3015 Flat Top	✓	✓	✓	✓	✓	✓
Compactors (Vibratory Plate)	CVP75	✓	✓	✓	✓	✓	✓
Pulverizers	P215				✓	✓	✓
Orange Peel Grapples	GSH420-500	●	●	●	●	●	●
	GSH420-600	●	●	●	●	●	●
	GSH420-750	●	●	○	●	●	○
	GSH520-500	●	●	●	●	●	●
	GSH520-600	●	●	○	●	●	○
	GSH520-750	●	●		●	●	○
	GSV520 GC-400	●	●	●	●	●	●
	GSV520 GC-500	●	●	●	●	●	●
	GSV520 GC-600	●	●	●	●	●	●
	GSV520 GC-750	●	●	○	●	●	○
	GSV520-400	●	●	●	●	●	●
	GSV520-500	●	●	●	●	●	●
	GSV520-600	●	●	○	●	●	●
	GSV520-750	●	●	○	●	●	○

(continued on next page)

M318 Wheeled Excavator Specifications

Attachments Offering Guide – Europe (continued)

Not all attachments are available in all regions. Consult your Cat dealer for configurations available in your region.

Match
 No Match
 1800 kg/m³ (3000 lb/yd³)
 1200 kg/m³ (2000 lb/yd³)

PIN-ON ATTACHMENTS (continued)

Undercarriage		Front Outriggers; Rear Blade (wide undercarriage)					
Counterweight		4200 kg (9,259 lb)					
Boom Type		Variable Adjustable			One-Piece		
Stick Length		2200 mm (7'3")	2500 mm (8'2")	2900 mm (9'6")	2200 mm (7'3")	2500 mm (8'2")	2900 mm (9'6")
Hydraulic Hammers	H110 S	✓	✓	✓	✓	✓	✓
	H115 GC S	✓	✓	✓	✓	✓	✓
	H115 S	✓	✓	✓	✓	✓	✓
Demolition and Sorting Grapples	G314	✓	✓	✓	✓	✓	✓
	G313 GC	✓	✓	✓	✓	✓	✓
	G315 GC				✓	✓	✓
	G318 WH-800				✓	✓	
Mobile Scrap and Demolition Shears	S3015	✓	✓	✓	✓	✓	✓
	S3015 Flat Top	✓	✓	✓	✓	✓	✓
Compactors (Vibratory Plate)	CVP75	✓	✓	✓	✓	✓	✓
Pulverizers	P215				✓	✓	✓
Orange Peel Grapples	GSH420-500	●	●	●	●	●	●
	GSH420-600	●	●	●	●	●	●
	GSH420-750	●	●	○	●	●	○
	GSH520-500	●	●	●	●	●	●
	GSH520-600	●	●	○	●	●	○
	GSH520-750	●	●		●	●	○
	GSV520 GC-400	●	●	●	●	●	●
	GSV520 GC-500	●	●	●	●	●	●
	GSV520 GC-600	●	●	●	●	●	●
	GSV520 GC-750	●	●	○	●	●	○
	GSV520-400	●	●	●	●	●	●
	GSV520-500	●	●	●	●	●	●
	GSV520-600	●	●	○	●	●	●
	GSV520-750	●	●	○	●	●	○

(continued on next page)

M318 Wheeled Excavator Specifications

Attachments Offering Guide – Europe (continued)

Not all attachments are available in all regions. Consult your Cat dealer for configurations available in your region.

Match
 * Working range front only
 No Match
 1800 kg/m³ (3,000 lb/yd³)
 1200 kg/m³ (2,000 lb/yd³)

PIN-ON ATTACHMENTS (continued)

Undercarriage		Rear (parallel) Blade					
Counterweight		3700 kg (8,157 lb)					
Boom Type		Variable Adjustable			One-Piece		
Stick Length		2200 mm (7'3")	2500 mm (8'2")	2900 mm (9'6")	2200 mm (7'3")	2500 mm (8'2")	2900 mm (9'6")
Hydraulic Hammers	H110 S	✓	✓	✓	✓	✓	✓
	H115 GC S	✓	✓	✓	✓	✓	✓
	H115 S	✓	✓	✓	✓	✓	✓
Demolition and Sorting Grapples	G314	✓	✓	✓	✓	✓	✓
	G313 GC	✓	✓	✓	✓	✓	✓
	G315 GC				✓	✓*	
	G318 WH-800				✓*		
Mobile Scrap and Demolition Shears	S3015	✓	✓	✓	✓	✓	✓
	S3015 Flat Top	✓	✓	✓	✓	✓	✓
Compactors (Vibratory Plate)	CVP75	✓	✓	✓	✓	✓	✓
Pulverizers	P215				✓	✓*	
Orange Peel Grapples	GSH420-500	○	○	○	●	○	○
	GSH420-600	○	○		○	○	
	GSH420-750				○		
	GSH520-500	○			○	○	
	GSH520-600				○		
	GSH520-750						
	GSV520 GC-400	●	●	○	●	●	●
	GSV520 GC-500	○	○	○	●	○	○
	GSV520 GC-600	○	○		○	○	
	GSV520 GC-750						
	GSV520-400	●	○	○	●	●	○
	GSV520-500	○	○		○	○	○
	GSV520-600	○			○	○	
GSV520-750							

(continued on next page)

M318 Wheeled Excavator Specifications

Attachments Offering Guide – Europe (continued)

Not all attachments are available in all regions. Consult your Cat dealer for configurations available in your region.

Match
 * Working range front only
 No Match
 1800 kg/m³ (3,000 lb/yd³)
 1200 kg/m³ (2,000 lb/yd³)

PIN-ON ATTACHMENTS (continued)

Undercarriage		Rear (parallel) Blade					
Counterweight		4200 kg (9,259 lb)					
Boom Type		Variable Adjustable			One-Piece		
Stick Length		2200 mm (7'3")	2500 mm (8'2")	2900 mm (9'6")	2200 mm (7'3")	2500 mm (8'2")	2900 mm (9'6")
Hydraulic Hammers	H110 S	✓	✓	✓	✓	✓	✓
	H115 GC S	✓	✓	✓	✓	✓	✓
	H115 S	✓	✓	✓	✓	✓	✓
Demolition and Sorting Grapples	G314	✓	✓	✓	✓	✓	✓
	G313 GC	✓	✓	✓	✓	✓	✓
	G315 GC				✓	✓	✓*
	G318 WH-800				✓	✓*	
Mobile Scrap and Demolition Shears	S3015	✓	✓	✓	✓	✓	✓
	S3015 Flat Top	✓	✓	✓	✓	✓	✓
Compactors (Vibratory Plate)	CVP75	✓	✓	✓	✓	✓	✓
Pulverizers	P215				✓	✓	✓*
Orange Peel Grapples	GSH420-500	●	●	○	●	●	●
	GSH420-600	○	○	○	●	○	○
	GSH420-750	○			○	○	
	GSH520-500	○	○		●	○	○
	GSH520-600	○			○	○	
	GSH520-750						
	GSV520 GC-400	●	●	●	●	●	●
	GSV520 GC-500	●	●	○	●	●	○
	GSV520 GC-600	○	○	○	●	○	○
	GSV520 GC-750	○			○	○	
	GSV520-400	●	●	●	●	●	●
	GSV520-500	●	○	○	●	●	○
	GSV520-600	○	○		○	○	○
	GSV520-750				○		

(continued on next page)

M318 Wheeled Excavator Specifications

Attachments Offering Guide – Europe (continued)

Not all attachments are available in all regions. Consult your Cat dealer for configurations available in your region.

Match
 * Working range front only
 No Match
 1800 kg/m³ (3,000 lb/yd³)
 1200 kg/m³ (2,000 lb/yd³)

PIN-ON ATTACHMENTS (continued)

Undercarriage		Rear (radial) Blade					
Counterweight		3700 kg (8,157 lb)					
Boom Type		Variable Adjustable			One-Piece		
Stick Length		2200 mm (7'3")	2500 mm (8'2")	2900 mm (9'6")	2200 mm (7'3")	2500 mm (8'2")	2900 mm (9'6")
Hydraulic Hammers	H110 S	✓	✓	✓	✓	✓	✓
	H115 GC S	✓	✓	✓	✓	✓	✓
	H115 S	✓	✓	✓	✓	✓	✓
Demolition and Sorting Grapples	G314	✓	✓	✓	✓	✓	✓
	G313 GC	✓	✓	✓	✓	✓	✓
	G315 GC				✓	✓*	
	G318 WH-800				✓*		
Mobile Scrap and Demolition Shears	S3015	✓	✓	✓	✓	✓	✓
	S3015 Flat Top	✓	✓	✓	✓	✓	✓
Compactors (Vibratory Plate)	CVP75	✓	✓	✓	✓	✓	✓
Pulverizers	P215				✓	✓*	
Orange Peel Grapples	GSH420-500	○	○	○	●	○	○
	GSH420-600	○	○		○	○	
	GSH420-750				○		
	GSH520-500	○			○	○	
	GSH520-600				○		
	GSH520-750						
	GSV520 GC-400	●	●	○	●	●	●
	GSV520 GC-500	○	○	○	●	○	○
	GSV520 GC-600	○	○		○	○	
	GSV520 GC-750						
	GSV520-400	●	●	○	●	●	○
	GSV520-500	○	○		○	○	○
	GSV520-600	○			○	○	
GSV520-750							

(continued on next page)

M318 Wheeled Excavator Specifications

Attachments Offering Guide – Europe (continued)

Not all attachments are available in all regions. Consult your Cat dealer for configurations available in your region.

Match
 * Working range front only
 No Match
 1800 kg/m³ (3,000 lb/yd³)
 1200 kg/m³ (2,000 lb/yd³)

PIN-ON ATTACHMENTS (continued)

Undercarriage		Rear (radial) Blade					
Counterweight		4200 kg (9,259 lb)					
Boom Type		Variable Adjustable			One-Piece		
Stick Length		2200 mm (7'3")	2500 mm (8'2")	2900 mm (9'6")	2200 mm (7'3")	2500 mm (8'2")	2900 mm (9'6")
Hydraulic Hammers	H110 S	✓	✓	✓	✓	✓	✓
	H115 GC S	✓	✓	✓	✓	✓	✓
	H115 S	✓	✓	✓	✓	✓	✓
Demolition and Sorting Grapples	G314	✓	✓	✓	✓	✓	✓
	G313 GC	✓	✓	✓	✓	✓	✓
	G315 GC				✓	✓	✓*
	G318 WH-800				✓	✓*	
Mobile Scrap and Demolition Shears	S3015	✓	✓	✓	✓	✓	✓
	S3015 Flat Top	✓	✓	✓	✓	✓	✓
Compactors (Vibratory Plate)	CVP75	✓	✓	✓	✓	✓	✓
Pulverizers	P215				✓	✓	✓*
Orange Peel Grapples	GSH420-500	●	●	○	●	●	●
	GSH420-600	○	○	○	●	○	○
	GSH420-750	○	○		○	○	
	GSH520-500	○	○		●	○	○
	GSH520-600	○			○	○	
	GSH520-750						
	GSV520 GC-400	●	●	●	●	●	●
	GSV520 GC-500	●	●	○	●	●	○
	GSV520 GC-600	○	○	○	●	○	○
	GSV520 GC-750	○			○	○	
	GSV520-400	●	●	●	●	●	●
	GSV520-500	●	○	○	●	●	○
	GSV520-600	○	○		○	○	○
	GSV520-750				○		

(continued on next page)

M318 Wheeled Excavator Specifications

Attachments Offering Guide – Europe (continued)

Not all attachments are available in all regions. Consult your Cat dealer for configurations available in your region.

Match
 No Match
 1800 kg/m³ (3000 lb/yd³)
 1200 kg/m³ (2000 lb/yd³)

PIN-ON ATTACHMENTS (continued)

Undercarriage		Rear Blade (wide undercarriage)					
Counterweight		3700 kg (8,157 lb)					
Boom Type		Variable Adjustable			One-Piece		
Stick Length		2200 mm (7'3")	2500 mm (8'2")	2900 mm (9'6")	2200 mm (7'3")	2500 mm (8'2")	2900 mm (9'6")
Hydraulic Hammers	H110 S	✓	✓	✓	✓	✓	✓
	H115 GC S	✓	✓	✓	✓	✓	✓
	H115 S	✓	✓	✓	✓	✓	✓
Demolition and Sorting Grapples	G314	✓	✓	✓	✓	✓	✓
	G313 GC	✓	✓	✓	✓	✓	✓
	G315 GC				✓	✓	✓
	G318 WH-800				✓	✓	
Mobile Scrap and Demolition Shears	S3015	✓	✓	✓	✓	✓	✓
	S3015 Flat Top	✓	✓	✓	✓	✓	✓
Compactors (Vibratory Plate)	CVP75	✓	✓	✓	✓	✓	✓
Pulverizers	P215				✓	✓	✓
Orange Peel Grapples	GSH420-500	●	●	○	●	●	●
	GSH420-600	●	○	○	●	●	○
	GSH420-750	○	○		○	○	
	GSH520-500	○	○	○	●	○	○
	GSH520-600	○	○		○	○	
	GSH520-750				○		
	GSV520 GC-400	●	●	●	●	●	●
	GSV520 GC-500	●	●	○	●	●	●
	GSV520 GC-600	○	○	○	●	○	○
	GSV520 GC-750	○			○	○	
	GSV520-400	●	●	●	●	●	●
	GSV520-500	●	●	○	●	●	○
	GSV520-600	○	○		○	○	○
	GSV520-750	○			○	○	

(continued on next page)

M318 Wheeled Excavator Specifications

Attachments Offering Guide – Europe (continued)

Not all attachments are available in all regions. Consult your Cat dealer for configurations available in your region.

Match
 No Match
 1800 kg/m³ (3000 lb/yd³)
 1200 kg/m³ (2000 lb/yd³)

PIN-ON ATTACHMENTS (continued)

Undercarriage		Rear Blade (wide undercarriage)					
Counterweight		4200 kg (9,259 lb)					
Boom Type		Variable Adjustable			One-Piece		
Stick Length		2200 mm (7'3")	2500 mm (8'2")	2900 mm (9'6")	2200 mm (7'3")	2500 mm (8'2")	2900 mm (9'6")
Hydraulic Hammers	H110 S	✓	✓	✓	✓	✓	✓
	H115 GC S	✓	✓	✓	✓	✓	✓
	H115 S	✓	✓	✓	✓	✓	✓
Demolition and Sorting Grapples	G314	✓	✓	✓	✓	✓	✓
	G313 GC	✓	✓	✓	✓	✓	✓
	G315 GC				✓	✓	✓
	G318 WH-800				✓	✓	
Mobile Scrap and Demolition Shears	S3015	✓	✓	✓	✓	✓	✓
	S3015 Flat Top	✓	✓	✓	✓	✓	✓
Compactors (Vibratory Plate)	CVP75	✓	✓	✓	✓	✓	✓
Pulverizers	P215				✓	✓	✓
Orange Peel Grapples	GSH420-500	●	●	●	●	●	●
	GSH420-600	●	●	○	●	●	●
	GSH420-750	○	○	○	○	○	○
	GSH520-500	●	●	○	●	●	○
	GSH520-600	○	○	○	●	○	○
	GSH520-750	○			○	○	
	GSV520 GC-400	●	●	●	●	●	●
	GSV520 GC-500	●	●	●	●	●	●
	GSV520 GC-600	●	●	○	●	●	○
	GSV520 GC-750	○	○	○	○	○	○
	GSV520-400	●	●	●	●	●	●
	GSV520-500	●	●	●	●	●	●
	GSV520-600	●	○	○	●	●	○
	GSV520-750	○	○		○	○	○

(continued on next page)

M318 Wheeled Excavator Specifications

Attachments Offering Guide – Europe (continued)

Not all attachments are available in all regions. Consult your Cat dealer for configurations available in your region.

Match

CAT PIN GRABBER COUPLER ATTACHMENTS

Undercarriage		Front Blade; Rear Outriggers					
Counterweight		3700 kg (8,157 lb)					
Boom Type		Variable Adjustable			One-Piece		
Stick Length		2200 mm (7'3")	2500 mm (8'2")	2900 mm (9'6")	2200 mm (7'3")	2500 mm (8'2")	2900 mm (9'6")
Hydraulic Hammers	H110 S	✓	✓	✓	✓	✓	✓
	H115 GC S	✓	✓	✓	✓	✓	✓
	H115 S	✓	✓	✓	✓	✓	✓
Demolition and Sorting Grapples	G314	✓	✓	✓	✓	✓	✓
	G313 GC	✓	✓	✓	✓	✓	✓
Mobile Scrap and Demolition Shears	S3015	✓	✓	✓	✓	✓	✓
	S3015 Flat Top	✓	✓	✓	✓	✓	✓
Compactors (Vibratory Plate)	CVP75	✓	✓	✓	✓	✓	✓

CAT PIN GRABBER COUPLER ATTACHMENTS (continued)

Undercarriage		Front Blade; Rear Outriggers					
Counterweight		4200 kg (9,259 lb)					
Boom Type		Variable Adjustable			One-Piece		
Stick Length		2200 mm (7'3")	2500 mm (8'2")	2900 mm (9'6")	2200 mm (7'3")	2500 mm (8'2")	2900 mm (9'6")
Hydraulic Hammers	H110 S	✓	✓	✓	✓	✓	✓
	H115 GC S	✓	✓	✓	✓	✓	✓
	H115 S	✓	✓	✓	✓	✓	✓
Demolition and Sorting Grapples	G314	✓	✓	✓	✓	✓	✓
	G313 GC	✓	✓	✓	✓	✓	✓
Mobile Scrap and Demolition Shears	S3015	✓	✓	✓	✓	✓	✓
	S3015 Flat Top	✓	✓	✓	✓	✓	✓
Compactors (Vibratory Plate)	CVP75	✓	✓	✓	✓	✓	✓

(continued on next page)

M318 Wheeled Excavator Specifications

Attachments Offering Guide – Europe (continued)

Not all attachments are available in all regions. Consult your Cat dealer for configurations available in your region.

Match

CAT PIN GRABBER COUPLER ATTACHMENTS (continued)

Undercarriage		Front and Rear Outriggers					
Counterweight		3700 kg (8,157 lb)					
Boom Type		Variable Adjustable			One-Piece		
Stick Length		2200 mm (7'3")	2500 mm (8'2")	2900 mm (9'6")	2200 mm (7'3")	2500 mm (8'2")	2900 mm (9'6")
Hydraulic Hammers	H110 S	✓	✓	✓	✓	✓	✓
	H115 GC S	✓	✓	✓	✓	✓	✓
	H115 S	✓	✓	✓	✓	✓	✓
Demolition and Sorting Grapples	G314	✓	✓	✓	✓	✓	✓
	G313 GC	✓	✓	✓	✓	✓	✓
Mobile Scrap and Demolition Shears	S3015	✓	✓	✓	✓	✓	✓
	S3015 Flat Top	✓	✓	✓	✓	✓	✓
Compactors (Vibratory Plate)	CVP75	✓	✓	✓	✓	✓	✓

CAT PIN GRABBER COUPLER ATTACHMENTS (continued)

Undercarriage		Front and Rear Outriggers					
Counterweight		4200 kg (9,259 lb)					
Boom Type		Variable Adjustable			One-Piece		
Stick Length		2200 mm (7'3")	2500 mm (8'2")	2900 mm (9'6")	2200 mm (7'3")	2500 mm (8'2")	2900 mm (9'6")
Hydraulic Hammers	H110 S	✓	✓	✓	✓	✓	✓
	H115 GC S	✓	✓	✓	✓	✓	✓
	H115 S	✓	✓	✓	✓	✓	✓
Demolition and Sorting Grapples	G314	✓	✓	✓	✓	✓	✓
	G313 GC	✓	✓	✓	✓	✓	✓
Mobile Scrap and Demolition Shears	S3015	✓	✓	✓	✓	✓	✓
	S3015 Flat Top	✓	✓	✓	✓	✓	✓
Compactors (Vibratory Plate)	CVP75	✓	✓	✓	✓	✓	✓

(continued on next page)

M318 Wheeled Excavator Specifications

Attachments Offering Guide – Europe (continued)

Not all attachments are available in all regions. Consult your Cat dealer for configurations available in your region.

Match

CAT PIN GRABBER COUPLER ATTACHMENTS (continued)

Undercarriage		Front Outriggers; Rear (parallel) Blade					
Counterweight		3700 kg (8,157 lb)					
Boom Type		Variable Adjustable			One-Piece		
Stick Length		2200 mm (7'3")	2500 mm (8'2")	2900 mm (9'6")	2200 mm (7'3")	2500 mm (8'2")	2900 mm (9'6")
Hydraulic Hammers	H110 S	✓	✓	✓	✓	✓	✓
	H115 GC S	✓	✓	✓	✓	✓	✓
	H115 S	✓	✓	✓	✓	✓	✓
Demolition and Sorting Grapples	G314	✓	✓	✓	✓	✓	✓
	G313 GC	✓	✓	✓	✓	✓	✓
Mobile Scrap and Demolition Shears	S3015	✓	✓	✓	✓	✓	✓
	S3015 Flat Top	✓	✓	✓	✓	✓	✓
Compactors (Vibratory Plate)	CVP75	✓	✓	✓	✓	✓	✓

CAT PIN GRABBER COUPLER ATTACHMENTS (continued)

Undercarriage		Front Outriggers; Rear (parallel) Blade					
Counterweight		4200 kg (9,259 lb)					
Boom Type		Variable Adjustable			One-Piece		
Stick Length		2200 mm (7'3")	2500 mm (8'2")	2900 mm (9'6")	2200 mm (7'3")	2500 mm (8'2")	2900 mm (9'6")
Hydraulic Hammers	H110 S	✓	✓	✓	✓	✓	✓
	H115 GC S	✓	✓	✓	✓	✓	✓
	H115 S	✓	✓	✓	✓	✓	✓
Demolition and Sorting Grapples	G314	✓	✓	✓	✓	✓	✓
	G313 GC	✓	✓	✓	✓	✓	✓
Mobile Scrap and Demolition Shears	S3015	✓	✓	✓	✓	✓	✓
	S3015 Flat Top	✓	✓	✓	✓	✓	✓
Compactors (Vibratory Plate)	CVP75	✓	✓	✓	✓	✓	✓

(continued on next page)

M318 Wheeled Excavator Specifications

Attachments Offering Guide – Europe (continued)

Not all attachments are available in all regions. Consult your Cat dealer for configurations available in your region.

Match

CAT PIN GRABBER COUPLER ATTACHMENTS (continued)

Undercarriage		Front Outriggers; Rear (radial) Blade					
Counterweight		3700 kg (8,157 lb)					
Boom Type		Variable Adjustable			One-Piece		
Stick Length		2200 mm (7'3")	2500 mm (8'2")	2900 mm (9'6")	2200 mm (7'3")	2500 mm (8'2")	2900 mm (9'6")
Hydraulic Hammers	H110 S	✓	✓	✓	✓	✓	✓
	H115 GC S	✓	✓	✓	✓	✓	✓
	H115 S	✓	✓	✓	✓	✓	✓
Demolition and Sorting Grapples	G314	✓	✓	✓	✓	✓	✓
	G313 GC	✓	✓	✓	✓	✓	✓
Mobile Scrap and Demolition Shears	S3015	✓	✓	✓	✓	✓	✓
	S3015 Flat Top	✓	✓	✓	✓	✓	✓
Compactors (Vibratory Plate)	CVP75	✓	✓	✓	✓	✓	✓

CAT PIN GRABBER COUPLER ATTACHMENTS (continued)

Undercarriage		Front Outriggers; Rear (radial) Blade					
Counterweight		4200 kg (9,259 lb)					
Boom Type		Variable Adjustable			One-Piece		
Stick Length		2200 mm (7'3")	2500 mm (8'2")	2900 mm (9'6")	2200 mm (7'3")	2500 mm (8'2")	2900 mm (9'6")
Hydraulic Hammers	H110 S	✓	✓	✓	✓	✓	✓
	H115 GC S	✓	✓	✓	✓	✓	✓
	H115 S	✓	✓	✓	✓	✓	✓
Demolition and Sorting Grapples	G314	✓	✓	✓	✓	✓	✓
	G313 GC	✓	✓	✓	✓	✓	✓
Mobile Scrap and Demolition Shears	S3015	✓	✓	✓	✓	✓	✓
	S3015 Flat Top	✓	✓	✓	✓	✓	✓
Compactors (Vibratory Plate)	CVP75	✓	✓	✓	✓	✓	✓

(continued on next page)

M318 Wheeled Excavator Specifications

Attachments Offering Guide – Europe (continued)

Not all attachments are available in all regions. Consult your Cat dealer for configurations available in your region.

Match

CAT PIN GRABBER COUPLER ATTACHMENTS (continued)

Undercarriage		Front Outriggers; Rear Blade (wide undercarriage)					
Counterweight		3700 kg (8,157 lb)					
Boom Type		Variable Adjustable			One-Piece		
Stick Length		2200 mm (7'3")	2500 mm (8'2")	2900 mm (9'6")	2200 mm (7'3")	2500 mm (8'2")	2900 mm (9'6")
Hydraulic Hammers	H110 S	✓	✓	✓	✓	✓	✓
	H115 GC S	✓	✓	✓	✓	✓	✓
	H115 S	✓	✓	✓	✓	✓	✓
Demolition and Sorting Grapples	G314	✓	✓	✓	✓	✓	✓
	G313 GC	✓	✓	✓	✓	✓	✓
Mobile Scrap and Demolition Shears	S3015	✓	✓	✓	✓	✓	✓
	S3015 Flat Top	✓	✓	✓	✓	✓	✓
Compactors (Vibratory Plate)	CVP75	✓	✓	✓	✓	✓	✓

CAT PIN GRABBER COUPLER ATTACHMENTS (continued)

Undercarriage		Front Outriggers; Rear Blade (wide undercarriage)					
Counterweight		4200 kg (9,259 lb)					
Boom Type		Variable Adjustable			One-Piece		
Stick Length		2200 mm (7'3")	2500 mm (8'2")	2900 mm (9'6")	2200 mm (7'3")	2500 mm (8'2")	2900 mm (9'6")
Hydraulic Hammers	H110 S	✓	✓	✓	✓	✓	✓
	H115 GC S	✓	✓	✓	✓	✓	✓
	H115 S	✓	✓	✓	✓	✓	✓
Demolition and Sorting Grapples	G314	✓	✓	✓	✓	✓	✓
	G313 GC	✓	✓	✓	✓	✓	✓
Mobile Scrap and Demolition Shears	S3015	✓	✓	✓	✓	✓	✓
	S3015 Flat Top	✓	✓	✓	✓	✓	✓
Compactors (Vibratory Plate)	CVP75	✓	✓	✓	✓	✓	✓

(continued on next page)

M318 Wheeled Excavator Specifications

Attachments Offering Guide – Europe (continued)

Not all attachments are available in all regions. Consult your Cat dealer for configurations available in your region.

Match

* Working range front only

No Match

CAT PIN GRABBER COUPLER ATTACHMENTS (continued)

Undercarriage		Rear (parallel) Blade					
Counterweight		3700 kg (8,157 lb)					
Boom Type		Variable Adjustable			One-Piece		
Stick Length		2200 mm (7'3")	2500 mm (8'2")	2900 mm (9'6")	2200 mm (7'3")	2500 mm (8'2")	2900 mm (9'6")
Hydraulic Hammers	H110 S	✓	✓	✓	✓	✓	✓
	H115 GC S	✓	✓	✓*	✓	✓	✓
	H115 S	✓	✓	✓	✓	✓	✓
Demolition and Sorting Grapples	G314	✓*			✓	✓*	
	G313 GC	✓	✓*		✓	✓	✓*
Mobile Scrap and Demolition Shears	S3015	✓	✓*		✓	✓	✓*
	S3015 Flat Top	✓*			✓	✓*	
Compactors (Vibratory Plate)	CVP75	✓	✓	✓	✓	✓	✓

CAT PIN GRABBER COUPLER ATTACHMENTS (continued)

Undercarriage		Rear (parallel) Blade					
Counterweight		4200 kg (9,259 lb)					
Boom Type		Variable Adjustable			One-Piece		
Stick Length		2200 mm (7'3")	2500 mm (8'2")	2900 mm (9'6")	2200 mm (7'3")	2500 mm (8'2")	2900 mm (9'6")
Hydraulic Hammers	H110 S	✓	✓	✓	✓	✓	✓
	H115 GC S	✓	✓	✓	✓	✓	✓
	H115 S	✓	✓	✓	✓	✓	✓
Demolition and Sorting Grapples	G314	✓	✓	✓*	✓	✓	✓*
	G313 GC	✓	✓	✓*	✓	✓	✓
Mobile Scrap and Demolition Shears	S3015	✓	✓	✓*	✓	✓	✓
	S3015 Flat Top	✓	✓	✓*	✓	✓	✓*
Compactors (Vibratory Plate)	CVP75	✓	✓	✓	✓	✓	✓

(continued on next page)

M318 Wheeled Excavator Specifications

Attachments Offering Guide – Europe (continued)

Not all attachments are available in all regions. Consult your Cat dealer for configurations available in your region.

Match

* Working range front only

No Match

CAT PIN GRABBER COUPLER ATTACHMENTS (continued)

Undercarriage		Rear (radial) Blade					
Counterweight		3700 kg (8,157 lb)					
Boom Type		Variable Adjustable			One-Piece		
Stick Length		2200 mm (7'3")	2500 mm (8'2")	2900 mm (9'6")	2200 mm (7'3")	2500 mm (8'2")	2900 mm (9'6")
Hydraulic Hammers	H110 S	✓	✓	✓	✓	✓	✓
	H115 GC S	✓	✓	✓*	✓	✓	✓
	H115 S	✓	✓	✓	✓	✓	✓
Demolition and Sorting Grapples	G314	✓*			✓	✓*	
	G313 GC	✓	✓*		✓	✓	✓*
Mobile Scrap and Demolition Shears	S3015	✓	✓*		✓	✓	✓*
	S3015 Flat Top	✓*			✓	✓*	
Compactors (Vibratory Plate)	CVP75	✓	✓	✓	✓	✓	✓

CAT PIN GRABBER COUPLER ATTACHMENTS (continued)

Undercarriage		Rear (radial) Blade					
Counterweight		4200 kg (9,259 lb)					
Boom Type		Variable Adjustable			One-Piece		
Stick Length		2200 mm (7'3")	2500 mm (8'2")	2900 mm (9'6")	2200 mm (7'3")	2500 mm (8'2")	2900 mm (9'6")
Hydraulic Hammers	H110 S	✓	✓	✓	✓	✓	✓
	H115 GC S	✓	✓	✓	✓	✓	✓
	H115 S	✓	✓	✓	✓	✓	✓
Demolition and Sorting Grapples	G314	✓	✓	✓*	✓	✓	✓*
	G313 GC	✓	✓	✓*	✓	✓	✓
Mobile Scrap and Demolition Shears	S3015	✓	✓	✓*	✓	✓	✓
	S3015 Flat Top	✓	✓	✓*	✓	✓	✓*
Compactors (Vibratory Plate)	CVP75	✓	✓	✓	✓	✓	✓

(continued on next page)

M318 Wheeled Excavator Specifications

Attachments Offering Guide – Europe (continued)

Not all attachments are available in all regions. Consult your Cat dealer for configurations available in your region.

Match

* Working range front only

CAT PIN GRABBER COUPLER ATTACHMENTS (continued)

Undercarriage		Rear Blade (wide undercarriage)					
Counterweight		3700 kg (8,157 lb)					
Boom Type		Variable Adjustable			One-Piece		
Stick Length		2200 mm (7'3")	2500 mm (8'2")	2900 mm (9'6")	2200 mm (7'3")	2500 mm (8'2")	2900 mm (9'6")
Hydraulic Hammers	H110 S	✓	✓	✓	✓	✓	✓
	H115 GC S	✓	✓	✓	✓	✓	✓
	H115 S	✓	✓	✓	✓	✓	✓
Demolition and Sorting Grapples	G314	✓	✓	✓*	✓	✓	✓
	G313 GC	✓	✓	✓	✓	✓	✓
Mobile Scrap and Demolition Shears	S3015	✓	✓	✓	✓	✓	✓
	S3015 Flat Top	✓	✓	✓*	✓	✓	✓
Compactors (Vibratory Plate)	CVP75	✓	✓	✓	✓	✓	✓

CAT PIN GRABBER COUPLER ATTACHMENTS (continued)

Undercarriage		Rear Blade (wide undercarriage)					
Counterweight		4200 kg (9,259 lb)					
Boom Type		Variable Adjustable			One-Piece		
Stick Length		2200 mm (7'3")	2500 mm (8'2")	2900 mm (9'6")	2200 mm (7'3")	2500 mm (8'2")	2900 mm (9'6")
Hydraulic Hammers	H110 S	✓	✓	✓	✓	✓	✓
	H115 GC S	✓	✓	✓	✓	✓	✓
	H115 S	✓	✓	✓	✓	✓	✓
Demolition and Sorting Grapples	G314	✓	✓	✓	✓	✓	✓
	G313 GC	✓	✓	✓	✓	✓	✓
Mobile Scrap and Demolition Shears	S3015	✓	✓	✓	✓	✓	✓
	S3015 Flat Top	✓	✓	✓	✓	✓	✓
Compactors (Vibratory Plate)	CVP75	✓	✓	✓	✓	✓	✓

(continued on next page)

M318 Wheeled Excavator Specifications

Attachments Offering Guide – Europe (continued)

Not all attachments are available in all regions. Consult your Cat dealer for configurations available in your region.

Match

No Match

CW-30S ATTACHMENTS

Undercarriage		Front Blade; Rear Outriggers					
Counterweight		3700 kg (8,157 lb)					
Boom Type		Variable Adjustable			One-Piece		
Stick Length		2200 mm (7'3")	2500 mm (8'2")	2900 mm (9'6")	2200 mm (7'3")	2500 mm (8'2")	2900 mm (9'6")
Hydraulic Hammers	H110 S	✓	✓	✓	✓	✓	✓
	H115 GC S	✓	✓	✓	✓	✓	✓
	H115 S	✓	✓	✓	✓	✓	✓
Demolition and Sorting Grapples	G314	✓	✓	✓	✓	✓	✓
	G313 GC	✓	✓	✓	✓	✓	✓
	G315 GC				✓	✓	
Mobile Scrap and Demolition Shears	S3015				✓	✓	✓
	S3015 Flat Top	✓	✓	✓	✓	✓	✓
Compactors (Vibratory Plate)	CVP75	✓	✓	✓	✓	✓	✓

CW-30S ATTACHMENTS (continued)

Undercarriage		Front Blade; Rear Outriggers					
Counterweight		4200 kg (9,259 lb)					
Boom Type		Variable Adjustable			One-Piece		
Stick Length		2200 mm (7'3")	2500 mm (8'2")	2900 mm (9'6")	2200 mm (7'3")	2500 mm (8'2")	2900 mm (9'6")
Hydraulic Hammers	H110 S	✓	✓	✓	✓	✓	✓
	H115 GC S	✓	✓	✓	✓	✓	✓
	H115 S	✓	✓	✓	✓	✓	✓
Demolition and Sorting Grapples	G314	✓	✓	✓	✓	✓	✓
	G313 GC	✓	✓	✓	✓	✓	✓
	G315 GC				✓	✓	
Mobile Scrap and Demolition Shears	S3015				✓	✓	✓
	S3015 Flat Top	✓	✓	✓	✓	✓	✓
Compactors (Vibratory Plate)	CVP75	✓	✓	✓	✓	✓	✓

(continued on next page)

M318 Wheeled Excavator Specifications

Attachments Offering Guide – Europe (continued)

Not all attachments are available in all regions. Consult your Cat dealer for configurations available in your region.

Match

No Match

CW-30S ATTACHMENTS (continued)

Undercarriage		Front and Rear Outriggers					
Counterweight		3700 kg (8,157 lb)					
Boom Type		Variable Adjustable			One-Piece		
Stick Length		2200 mm (7'3")	2500 mm (8'2")	2900 mm (9'6")	2200 mm (7'3")	2500 mm (8'2")	2900 mm (9'6")
Hydraulic Hammers	H110 S	✓	✓	✓	✓	✓	✓
	H115 GC S	✓	✓	✓	✓	✓	✓
	H115 S	✓	✓	✓	✓	✓	✓
Demolition and Sorting Grapples	G314	✓	✓	✓	✓	✓	✓
	G313 GC	✓	✓	✓	✓	✓	✓
	G315 GC				✓	✓	
Mobile Scrap and Demolition Shears	S3015				✓	✓	✓
	S3015 Flat Top	✓	✓	✓	✓	✓	✓
Compactors (Vibratory Plate)	CVP75	✓	✓	✓	✓	✓	✓

CW-30S ATTACHMENTS (continued)

Undercarriage		Front and Rear Outriggers					
Counterweight		4200 kg (9,259 lb)					
Boom Type		Variable Adjustable			One-Piece		
Stick Length		2200 mm (7'3")	2500 mm (8'2")	2900 mm (9'6")	2200 mm (7'3")	2500 mm (8'2")	2900 mm (9'6")
Hydraulic Hammers	H110 S	✓	✓	✓	✓	✓	✓
	H115 GC S	✓	✓	✓	✓	✓	✓
	H115 S	✓	✓	✓	✓	✓	✓
Demolition and Sorting Grapples	G314	✓	✓	✓	✓	✓	✓
	G313 GC	✓	✓	✓	✓	✓	✓
	G315 GC				✓	✓	
Mobile Scrap and Demolition Shears	S3015				✓	✓	✓
	S3015 Flat Top	✓	✓	✓	✓	✓	✓
Compactors (Vibratory Plate)	CVP75	✓	✓	✓	✓	✓	✓

(continued on next page)

M318 Wheeled Excavator Specifications

Attachments Offering Guide – Europe (continued)

Not all attachments are available in all regions. Consult your Cat dealer for configurations available in your region.

Match

No Match

CW-30S ATTACHMENTS (continued)

Undercarriage		Front Outriggers; Rear (parallel) Blade					
Counterweight		3700 kg (8,157 lb)					
Boom Type		Variable Adjustable			One-Piece		
Stick Length		2200 mm (7'3")	2500 mm (8'2")	2900 mm (9'6")	2200 mm (7'3")	2500 mm (8'2")	2900 mm (9'6")
Hydraulic Hammers	H110 S	✓	✓	✓	✓	✓	✓
	H115 GC S	✓	✓	✓	✓	✓	✓
	H115 S	✓	✓	✓	✓	✓	✓
Demolition and Sorting Grapples	G314	✓	✓	✓	✓	✓	✓
	G313 GC	✓	✓	✓	✓	✓	✓
	G315 GC				✓	✓	
Mobile Scrap and Demolition Shears	S3015				✓	✓	✓
	S3015 Flat Top	✓	✓	✓	✓	✓	✓
Compactors (Vibratory Plate)	CVP75	✓	✓	✓	✓	✓	✓

CW-30S ATTACHMENTS (continued)

Undercarriage		Front Outriggers; Rear (parallel) Blade					
Counterweight		4200 kg (9,259 lb)					
Boom Type		Variable Adjustable			One-Piece		
Stick Length		2200 mm (7'3")	2500 mm (8'2")	2900 mm (9'6")	2200 mm (7'3")	2500 mm (8'2")	2900 mm (9'6")
Hydraulic Hammers	H110 S	✓	✓	✓	✓	✓	✓
	H115 GC S	✓	✓	✓	✓	✓	✓
	H115 S	✓	✓	✓	✓	✓	✓
Demolition and Sorting Grapples	G314	✓	✓	✓	✓	✓	✓
	G313 GC	✓	✓	✓	✓	✓	✓
	G315 GC				✓	✓	
Mobile Scrap and Demolition Shears	S3015				✓	✓	✓
	S3015 Flat Top	✓	✓	✓	✓	✓	✓
Compactors (Vibratory Plate)	CVP75	✓	✓	✓	✓	✓	✓

(continued on next page)

M318 Wheeled Excavator Specifications

Attachments Offering Guide – Europe (continued)

Not all attachments are available in all regions. Consult your Cat dealer for configurations available in your region.

Match

No Match

CW-30S ATTACHMENTS (continued)

Undercarriage		Front Outriggers; Rear (radial) Blade					
Counterweight		3700 kg (8,157 lb)					
Boom Type		Variable Adjustable			One-Piece		
Stick Length		2200 mm (7'3")	2500 mm (8'2")	2900 mm (9'6")	2200 mm (7'3")	2500 mm (8'2")	2900 mm (9'6")
Hydraulic Hammers	H110 S	✓	✓	✓	✓	✓	✓
	H115 GC S	✓	✓	✓	✓	✓	✓
	H115 S	✓	✓	✓	✓	✓	✓
Demolition and Sorting Grapples	G314	✓	✓	✓	✓	✓	✓
	G313 GC	✓	✓	✓	✓	✓	✓
	G315 GC				✓	✓	
Mobile Scrap and Demolition Shears	S3015				✓	✓	✓
	S3015 Flat Top	✓	✓	✓	✓	✓	✓
Compactors (Vibratory Plate)	CVP75	✓	✓	✓	✓	✓	✓

CW-30S ATTACHMENTS (continued)

Undercarriage		Front Outriggers; Rear (radial) Blade					
Counterweight		4200 kg (9,259 lb)					
Boom Type		Variable Adjustable			One-Piece		
Stick Length		2200 mm (7'3")	2500 mm (8'2")	2900 mm (9'6")	2200 mm (7'3")	2500 mm (8'2")	2900 mm (9'6")
Hydraulic Hammers	H110 S	✓	✓	✓	✓	✓	✓
	H115 GC S	✓	✓	✓	✓	✓	✓
	H115 S	✓	✓	✓	✓	✓	✓
Demolition and Sorting Grapples	G314	✓	✓	✓	✓	✓	✓
	G313 GC	✓	✓	✓	✓	✓	✓
	G315 GC				✓	✓	
Mobile Scrap and Demolition Shears	S3015				✓	✓	✓
	S3015 Flat Top	✓	✓	✓	✓	✓	✓
Compactors (Vibratory Plate)	CVP75	✓	✓	✓	✓	✓	✓

(continued on next page)

M318 Wheeled Excavator Specifications

Attachments Offering Guide – Europe (continued)

Not all attachments are available in all regions. Consult your Cat dealer for configurations available in your region.

Match

No Match

CW-30S ATTACHMENTS (continued)

Undercarriage		Front Outriggers; Rear Blade (wide undercarriage)					
Counterweight		3700 kg (8,157 lb)					
Boom Type		Variable Adjustable			One-Piece		
Stick Length		2200 mm (7'3")	2500 mm (8'2")	2900 mm (9'6")	2200 mm (7'3")	2500 mm (8'2")	2900 mm (9'6")
Hydraulic Hammers	H110 S	✓	✓	✓	✓	✓	✓
	H115 GC S	✓	✓	✓	✓	✓	✓
	H115 S	✓	✓	✓	✓	✓	✓
Demolition and Sorting Grapples	G314	✓	✓	✓	✓	✓	✓
	G313 GC	✓	✓	✓	✓	✓	✓
	G315 GC				✓	✓	
Mobile Scrap and Demolition Shears	S3015				✓	✓	✓
	S3015 Flat Top	✓	✓	✓	✓	✓	✓
Compactors (Vibratory Plate)	CVP75	✓	✓	✓	✓	✓	✓

CW-30S ATTACHMENTS (continued)

Undercarriage		Front Outriggers; Rear Blade (wide undercarriage)					
Counterweight		4200 kg (9,259 lb)					
Boom Type		Variable Adjustable			One-Piece		
Stick Length		2200 mm (7'3")	2500 mm (8'2")	2900 mm (9'6")	2200 mm (7'3")	2500 mm (8'2")	2900 mm (9'6")
Hydraulic Hammers	H110 S	✓	✓	✓	✓	✓	✓
	H115 GC S	✓	✓	✓	✓	✓	✓
	H115 S	✓	✓	✓	✓	✓	✓
Demolition and Sorting Grapples	G314	✓	✓	✓	✓	✓	✓
	G313 GC	✓	✓	✓	✓	✓	✓
	G315 GC				✓	✓	
Mobile Scrap and Demolition Shears	S3015				✓	✓	✓
	S3015 Flat Top	✓	✓	✓	✓	✓	✓
Compactors (Vibratory Plate)	CVP75	✓	✓	✓	✓	✓	✓

(continued on next page)

M318 Wheeled Excavator Specifications

Attachments Offering Guide – Europe (continued)

Not all attachments are available in all regions. Consult your Cat dealer for configurations available in your region.

Match

* Working range front only

No Match

CW-30S ATTACHMENTS (continued)

Undercarriage		Rear (parallel) Blade					
Counterweight		3700 kg (8,157 lb)					
Boom Type		Variable Adjustable			One-Piece		
Stick Length		2200 mm (7'3")	2500 mm (8'2")	2900 mm (9'6")	2200 mm (7'3")	2500 mm (8'2")	2900 mm (9'6")
Hydraulic Hammers	H110 S	✓	✓	✓	✓	✓	✓
	H115 GC S	✓	✓	✓	✓	✓	✓
	H115 S	✓	✓	✓	✓	✓	✓
Demolition and Sorting Grapples	G314	✓	✓	✓*	✓	✓	✓
	G313 GC	✓	✓	✓*	✓	✓	✓
	G315 GC				✓*		
Mobile Scrap and Demolition Shears	S3015				✓	✓	✓
	S3015 Flat Top	✓	✓	✓*	✓	✓	✓
Compactors (Vibratory Plate)	CVP75	✓	✓	✓	✓	✓	✓

CW-30S ATTACHMENTS (continued)

Undercarriage		Rear (parallel) Blade					
Counterweight		4200 kg (9,259 lb)					
Boom Type		Variable Adjustable			One-Piece		
Stick Length		2200 mm (7'3")	2500 mm (8'2")	2900 mm (9'6")	2200 mm (7'3")	2500 mm (8'2")	2900 mm (9'6")
Hydraulic Hammers	H110 S	✓	✓	✓	✓	✓	✓
	H115 GC S	✓	✓	✓	✓	✓	✓
	H115 S	✓	✓	✓	✓	✓	✓
Demolition and Sorting Grapples	G314	✓	✓	✓	✓	✓	✓
	G313 GC	✓	✓	✓	✓	✓	✓
	G315 GC				✓	✓*	
Mobile Scrap and Demolition Shears	S3015				✓	✓	✓
	S3015 Flat Top	✓	✓	✓	✓	✓	✓
Compactors (Vibratory Plate)	CVP75	✓	✓	✓	✓	✓	✓

(continued on next page)

M318 Wheeled Excavator Specifications

Attachments Offering Guide – Europe (continued)

Not all attachments are available in all regions. Consult your Cat dealer for configurations available in your region.

Match * Working range front only No Match

CW-30S ATTACHMENTS (continued)

Undercarriage		Rear (radial) Blade					
Counterweight		3700 kg (8,157 lb)					
Boom Type		Variable Adjustable			One-Piece		
Stick Length		2200 mm (7'3")	2500 mm (8'2")	2900 mm (9'6")	2200 mm (7'3")	2500 mm (8'2")	2900 mm (9'6")
Hydraulic Hammers	H110 S	✓	✓	✓	✓	✓	✓
	H115 GC S	✓	✓	✓	✓	✓	✓
	H115 S	✓	✓	✓	✓	✓	✓
Demolition and Sorting Grapples	G314	✓	✓	✓*	✓	✓	✓
	G313 GC	✓	✓	✓*	✓	✓	✓
	G315 GC				✓*		
Mobile Scrap and Demolition Shears	S3015				✓	✓	✓
	S3015 Flat Top	✓	✓	✓*	✓	✓	✓
Compactors (Vibratory Plate)	CVP75	✓	✓	✓	✓	✓	✓

CW-30S ATTACHMENTS (continued)

Undercarriage		Rear (radial) Blade					
Counterweight		4200 kg (9,259 lb)					
Boom Type		Variable Adjustable			One-Piece		
Stick Length		2200 mm (7'3")	2500 mm (8'2")	2900 mm (9'6")	2200 mm (7'3")	2500 mm (8'2")	2900 mm (9'6")
Hydraulic Hammers	H110 S	✓	✓	✓	✓	✓	✓
	H115 GC S	✓	✓	✓	✓	✓	✓
	H115 S	✓	✓	✓	✓	✓	✓
Demolition and Sorting Grapples	G314	✓	✓	✓	✓	✓	✓
	G313 GC	✓	✓	✓	✓	✓	✓
	G315 GC				✓	✓*	
Mobile Scrap and Demolition Shears	S3015				✓	✓	✓
	S3015 Flat Top	✓	✓	✓	✓	✓	✓
Compactors (Vibratory Plate)	CVP75	✓	✓	✓	✓	✓	✓

(continued on next page)

M318 Wheeled Excavator Specifications

Attachments Offering Guide – Europe (continued)

Not all attachments are available in all regions. Consult your Cat dealer for configurations available in your region.

Match

No Match

CW-30S ATTACHMENTS (continued)

Undercarriage		Rear Blade (wide undercarriage)					
Counterweight		3700 kg (8,157 lb)					
Boom Type		Variable Adjustable			One-Piece		
Stick Length		2200 mm (7'3")	2500 mm (8'2")	2900 mm (9'6")	2200 mm (7'3")	2500 mm (8'2")	2900 mm (9'6")
Hydraulic Hammers	H110 S	✓	✓	✓	✓	✓	✓
	H115 GC S	✓	✓	✓	✓	✓	✓
	H115 S	✓	✓	✓	✓	✓	✓
Demolition and Sorting Grapples	G314	✓	✓	✓	✓	✓	✓
	G313 GC	✓	✓	✓	✓	✓	✓
	G315 GC				✓	✓	
Mobile Scrap and Demolition Shears	S3015				✓	✓	✓
	S3015 Flat Top	✓	✓	✓	✓	✓	✓
Compactors (Vibratory Plate)	CVP75	✓	✓	✓	✓	✓	✓

CW-30S ATTACHMENTS (continued)

Undercarriage		Rear Blade (wide undercarriage)					
Counterweight		4200 kg (9,259 lb)					
Boom Type		Variable Adjustable			One-Piece		
Stick Length		2200 mm (7'3")	2500 mm (8'2")	2900 mm (9'6")	2200 mm (7'3")	2500 mm (8'2")	2900 mm (9'6")
Hydraulic Hammers	H110 S	✓	✓	✓	✓	✓	✓
	H115 GC S	✓	✓	✓	✓	✓	✓
	H115 S	✓	✓	✓	✓	✓	✓
Demolition and Sorting Grapples	G314	✓	✓	✓	✓	✓	✓
	G313 GC	✓	✓	✓	✓	✓	✓
	G315 GC				✓	✓	
Mobile Scrap and Demolition Shears	S3015				✓	✓	✓
	S3015 Flat Top	✓	✓	✓	✓	✓	✓
Compactors (Vibratory Plate)	CVP75	✓	✓	✓	✓	✓	✓

(continued on next page)

M318 Wheeled Excavator Specifications

Attachments Offering Guide – Europe (continued)

Not all attachments are available in all regions. Consult your Cat dealer for configurations available in your region.

Match No Match

CW-30 ATTACHMENTS

Undercarriage		Front Blade; Rear Outriggers					
Counterweight		3700 kg (8,157 lb)					
Boom Type		Variable Adjustable			One-Piece		
Stick Length		2200 mm (7'3")	2500 mm (8'2")	2900 mm (9'6")	2200 mm (7'3")	2500 mm (8'2")	2900 mm (9'6")
Hydraulic Hammers	H110 S	✓	✓	✓	✓	✓	✓
	H115 GC S	✓	✓	✓	✓	✓	✓
	H115 S	✓	✓	✓	✓	✓	✓
Demolition and Sorting Grapples	G314	✓	✓	✓	✓	✓	✓
	G313 GC	✓	✓	✓	✓	✓	✓
	G313 GC	✓	✓	✓	✓	✓	✓
	G315 GC		✓	✓	✓	✓	
	G315 GC				✓	✓	✓
Mobile Scrap and Demolition Shears	S3015		✓	✓	✓	✓	✓
	S3015 Flat Top	✓	✓	✓	✓	✓	✓
Compactors (Vibratory Plate)	CVP75	✓	✓	✓	✓	✓	✓
Pulverizers	P215					✓	

CW-30 ATTACHMENTS (continued)

Undercarriage		Front Blade; Rear Outriggers					
Counterweight		4200 kg (9,259 lb)					
Boom Type		Variable Adjustable			One-Piece		
Stick Length		2200 mm (7'3")	2500 mm (8'2")	2900 mm (9'6")	2200 mm (7'3")	2500 mm (8'2")	2900 mm (9'6")
Hydraulic Hammers	H110 S	✓	✓	✓	✓	✓	✓
	H115 GC S	✓	✓	✓	✓	✓	✓
	H115 S	✓	✓	✓	✓	✓	✓
Demolition and Sorting Grapples	G314	✓	✓	✓	✓	✓	✓
	G313 GC	✓	✓	✓	✓	✓	✓
	G313 GC	✓	✓	✓	✓	✓	✓
	G315 GC		✓	✓	✓	✓	
	G315 GC				✓	✓	✓
Mobile Scrap and Demolition Shears	S3015		✓	✓	✓	✓	✓
	S3015 Flat Top	✓	✓	✓	✓	✓	✓
Compactors (Vibratory Plate)	CVP75	✓	✓	✓	✓	✓	✓
Pulverizers	P215					✓	

(continued on next page)

M318 Wheeled Excavator Specifications

Attachments Offering Guide – Europe (continued)

Not all attachments are available in all regions. Consult your Cat dealer for configurations available in your region.

Match

No Match

CW-30 ATTACHMENTS (continued)

Undercarriage		Front and Rear Outriggers					
Counterweight		3700 kg (8,157 lb)					
Boom Type		Variable Adjustable			One-Piece		
Stick Length		2200 mm (7'3")	2500 mm (8'2")	2900 mm (9'6")	2200 mm (7'3")	2500 mm (8'2")	2900 mm (9'6")
Hydraulic Hammers	H110 S	✓	✓	✓	✓	✓	✓
	H115 GC S	✓	✓	✓	✓	✓	✓
	H115 S	✓	✓	✓	✓	✓	✓
Demolition and Sorting Grapples	G314	✓	✓	✓	✓	✓	✓
	G313 GC	✓	✓	✓	✓	✓	✓
	G313 GC	✓	✓	✓	✓	✓	✓
	G315 GC		✓	✓	✓	✓	
	G315 GC				✓	✓	✓
Mobile Scrap and Demolition Shears	S3015		✓	✓	✓	✓	✓
	S3015 Flat Top	✓	✓	✓	✓	✓	✓
Compactors (Vibratory Plate)	CVP75	✓	✓	✓	✓	✓	✓
Pulverizers	P215					✓	

CW-30 ATTACHMENTS (continued)

Undercarriage		Front and Rear Outriggers					
Counterweight		4200 kg (9,259 lb)					
Boom Type		Variable Adjustable			One-Piece		
Stick Length		2200 mm (7'3")	2500 mm (8'2")	2900 mm (9'6")	2200 mm (7'3")	2500 mm (8'2")	2900 mm (9'6")
Hydraulic Hammers	H110 S	✓	✓	✓	✓	✓	✓
	H115 GC S	✓	✓	✓	✓	✓	✓
	H115 S	✓	✓	✓	✓	✓	✓
Demolition and Sorting Grapples	G314	✓	✓	✓	✓	✓	✓
	G313 GC	✓	✓	✓	✓	✓	✓
	G313 GC	✓	✓	✓	✓	✓	✓
	G315 GC		✓	✓	✓	✓	
	G315 GC				✓	✓	✓
Mobile Scrap and Demolition Shears	S3015		✓	✓	✓	✓	✓
	S3015 Flat Top	✓	✓	✓	✓	✓	✓
Compactors (Vibratory Plate)	CVP75	✓	✓	✓	✓	✓	✓
Pulverizers	P215					✓	

(continued on next page)

M318 Wheeled Excavator Specifications

Attachments Offering Guide – Europe (continued)

Not all attachments are available in all regions. Consult your Cat dealer for configurations available in your region.

Match

No Match

CW-30 ATTACHMENTS

Undercarriage		Front Outriggers; Rear (parallel) Blade					
Counterweight		3700 kg (8,157 lb)					
Boom Type		Variable Adjustable			One-Piece		
Stick Length		2200 mm (7'3")	2500 mm (8'2")	2900 mm (9'6")	2200 mm (7'3")	2500 mm (8'2")	2900 mm (9'6")
Hydraulic Hammers	H110 S	✓	✓	✓	✓	✓	✓
	H115 GC S	✓	✓	✓	✓	✓	✓
	H115 S	✓	✓	✓	✓	✓	✓
Demolition and Sorting Grapples	G314	✓	✓	✓	✓	✓	✓
	G313 GC	✓	✓	✓	✓	✓	✓
	G313 GC	✓	✓	✓	✓	✓	✓
	G315 GC		✓	✓	✓	✓	
	G315 GC				✓	✓	✓
Mobile Scrap and Demolition Shears	S3015		✓	✓	✓	✓	✓
	S3015 Flat Top	✓	✓	✓	✓	✓	✓
Compactors (Vibratory Plate)	CVP75	✓	✓	✓	✓	✓	✓
Pulverizers	P215					✓	

CW-30 ATTACHMENTS (continued)

Undercarriage		Front Outriggers; Rear (parallel) Blade					
Counterweight		4200 kg (9,259 lb)					
Boom Type		Variable Adjustable			One-Piece		
Stick Length		2200 mm (7'3")	2500 mm (8'2")	2900 mm (9'6")	2200 mm (7'3")	2500 mm (8'2")	2900 mm (9'6")
Hydraulic Hammers	H110 S	✓	✓	✓	✓	✓	✓
	H115 GC S	✓	✓	✓	✓	✓	✓
	H115 S	✓	✓	✓	✓	✓	✓
Demolition and Sorting Grapples	G314	✓	✓	✓	✓	✓	✓
	G313 GC	✓	✓	✓	✓	✓	✓
	G313 GC	✓	✓	✓	✓	✓	✓
	G315 GC		✓	✓	✓	✓	
	G315 GC				✓	✓	✓
Mobile Scrap and Demolition Shears	S3015		✓	✓	✓	✓	✓
	S3015 Flat Top	✓	✓	✓	✓	✓	✓
Compactors (Vibratory Plate)	CVP75	✓	✓	✓	✓	✓	✓
Pulverizers	P215					✓	

(continued on next page)

M318 Wheeled Excavator Specifications

Attachments Offering Guide – Europe (continued)

Not all attachments are available in all regions. Consult your Cat dealer for configurations available in your region.

Match

No Match

CW-30 ATTACHMENTS (continued)

Undercarriage		Front Outriggers; Rear (radial) Blade					
Counterweight		3700 kg (8,157 lb)					
Boom Type		Variable Adjustable			One-Piece		
Stick Length		2200 mm (7'3")	2500 mm (8'2")	2900 mm (9'6")	2200 mm (7'3")	2500 mm (8'2")	2900 mm (9'6")
Hydraulic Hammers	H110 S	✓	✓	✓	✓	✓	✓
	H115 GC S	✓	✓	✓	✓	✓	✓
	H115 S	✓	✓	✓	✓	✓	✓
Demolition and Sorting Grapples	G314	✓	✓	✓	✓	✓	✓
	G313 GC	✓	✓	✓	✓	✓	✓
	G313 GC	✓	✓	✓	✓	✓	✓
	G315 GC		✓	✓	✓	✓	
	G315 GC				✓	✓	✓
Mobile Scrap and Demolition Shears	S3015		✓	✓	✓	✓	✓
	S3015 Flat Top	✓	✓	✓	✓	✓	✓
Compactors (Vibratory Plate)	CVP75	✓	✓	✓	✓	✓	✓
Pulverizers	P215					✓	

CW-30 ATTACHMENTS (continued)

Undercarriage		Front Outriggers; Rear (radial) Blade					
Counterweight		4200 kg (9,259 lb)					
Boom Type		Variable Adjustable			One-Piece		
Stick Length		2200 mm (7'3")	2500 mm (8'2")	2900 mm (9'6")	2200 mm (7'3")	2500 mm (8'2")	2900 mm (9'6")
Hydraulic Hammers	H110 S	✓	✓	✓	✓	✓	✓
	H115 GC S	✓	✓	✓	✓	✓	✓
	H115 S	✓	✓	✓	✓	✓	✓
Demolition and Sorting Grapples	G314	✓	✓	✓	✓	✓	✓
	G313 GC	✓	✓	✓	✓	✓	✓
	G313 GC	✓	✓	✓	✓	✓	✓
	G315 GC		✓	✓	✓	✓	
	G315 GC				✓	✓	✓
Mobile Scrap and Demolition Shears	S3015		✓	✓	✓	✓	✓
	S3015 Flat Top	✓	✓	✓	✓	✓	✓
Compactors (Vibratory Plate)	CVP75	✓	✓	✓	✓	✓	✓
Pulverizers	P215					✓	

(continued on next page)

M318 Wheeled Excavator Specifications

Attachments Offering Guide – Europe (continued)

Not all attachments are available in all regions. Consult your Cat dealer for configurations available in your region.

Match No Match

CW-30 ATTACHMENTS

Undercarriage		Front Outriggers; Rear Blade (wide undercarriage)					
Counterweight		3700 kg (8,157 lb)					
Boom Type		Variable Adjustable			One-Piece		
Stick Length		2200 mm (7'3")	2500 mm (8'2")	2900 mm (9'6")	2200 mm (7'3")	2500 mm (8'2")	2900 mm (9'6")
Hydraulic Hammers	H110 S	✓	✓	✓	✓	✓	✓
	H115 GC S	✓	✓	✓	✓	✓	✓
	H115 S	✓	✓	✓	✓	✓	✓
Demolition and Sorting Grapples	G314	✓	✓	✓	✓	✓	✓
	G313 GC	✓	✓	✓	✓	✓	✓
	G313 GC	✓	✓	✓	✓	✓	✓
	G315 GC		✓	✓	✓	✓	
	G315 GC				✓	✓	✓
Mobile Scrap and Demolition Shears	S3015		✓	✓	✓	✓	✓
	S3015 Flat Top	✓	✓	✓	✓	✓	✓
Compactors (Vibratory Plate)	CVP75	✓	✓	✓	✓	✓	✓
Pulverizers	P215					✓	

CW-30 ATTACHMENTS (continued)

Undercarriage		Front Outriggers; Rear Blade (wide undercarriage)					
Counterweight		4200 kg (9,259 lb)					
Boom Type		Variable Adjustable			One-Piece		
Stick Length		2200 mm (7'3")	2500 mm (8'2")	2900 mm (9'6")	2200 mm (7'3")	2500 mm (8'2")	2900 mm (9'6")
Hydraulic Hammers	H110 S	✓	✓	✓	✓	✓	✓
	H115 GC S	✓	✓	✓	✓	✓	✓
	H115 S	✓	✓	✓	✓	✓	✓
Demolition and Sorting Grapples	G314	✓	✓	✓	✓	✓	✓
	G313 GC	✓	✓	✓	✓	✓	✓
	G313 GC	✓	✓	✓	✓	✓	✓
	G315 GC		✓	✓	✓	✓	
	G315 GC				✓	✓	✓
Mobile Scrap and Demolition Shears	S3015		✓	✓	✓	✓	✓
	S3015 Flat Top	✓	✓	✓	✓	✓	✓
Compactors (Vibratory Plate)	CVP75	✓	✓	✓	✓	✓	✓
Pulverizers	P215					✓	

(continued on next page)

M318 Wheeled Excavator Specifications

Attachments Offering Guide – Europe (continued)

Not all attachments are available in all regions. Consult your Cat dealer for configurations available in your region.

Match

* Working range front only

No Match

CW-30 ATTACHMENTS (continued)

Undercarriage		Rear (parallel) Blade					
Counterweight		3700 kg (8,157 lb)					
Boom Type		Variable Adjustable			One-Piece		
Stick Length		2200 mm (7'3")	2500 mm (8'2")	2900 mm (9'6")	2200 mm (7'3")	2500 mm (8'2")	2900 mm (9'6")
Hydraulic Hammers	H110 S	✓	✓	✓	✓	✓	✓
	H115 GC S	✓	✓	✓	✓	✓	✓
	H115 S	✓	✓	✓	✓	✓	✓
Demolition and Sorting Grapples	G314	✓	✓	✓*	✓	✓	✓*
	G313 GC	✓	✓	✓*	✓	✓	✓
	G313 GC	✓	✓	✓	✓	✓	✓
	G315 GC						
	G315 GC				✓*		
Mobile Scrap and Demolition Shears	S3015		✓	✓*	✓	✓	✓*
	S3015 Flat Top	✓	✓	✓*	✓	✓	✓*
Compactors (Vibratory Plate)	CVP75	✓	✓	✓	✓	✓	✓
Pulverizers	P215						

CW-30 ATTACHMENTS (continued)

Undercarriage		Rear (parallel) Blade					
Counterweight		4200 kg (9,259 lb)					
Boom Type		Variable Adjustable			One-Piece		
Stick Length		2200 mm (7'3")	2500 mm (8'2")	2900 mm (9'6")	2200 mm (7'3")	2500 mm (8'2")	2900 mm (9'6")
Hydraulic Hammers	H110 S	✓	✓	✓	✓	✓	✓
	H115 GC S	✓	✓	✓	✓	✓	✓
	H115 S	✓	✓	✓	✓	✓	✓
Demolition and Sorting Grapples	G314	✓	✓	✓	✓	✓	✓
	G313 GC	✓	✓	✓	✓	✓	✓
	G313 GC	✓	✓	✓	✓	✓	✓
	G315 GC				✓	✓*	
	G315 GC				✓	✓	✓*
Mobile Scrap and Demolition Shears	S3015		✓	✓	✓	✓	✓
	S3015 Flat Top	✓	✓	✓	✓	✓	✓
Compactors (Vibratory Plate)	CVP75	✓	✓	✓	✓	✓	✓
Pulverizers	P215					✓*	

(continued on next page)

M318 Wheeled Excavator Specifications

Attachments Offering Guide – Europe (continued)

Not all attachments are available in all regions. Consult your Cat dealer for configurations available in your region.

Match * Working range front only No Match

CW-30 ATTACHMENTS

Undercarriage		Rear (radial) Blade					
Counterweight		3700 kg (8,157 lb)					
Boom Type		Variable Adjustable			One-Piece		
Stick Length		2200 mm (7'3")	2500 mm (8'2")	2900 mm (9'6")	2200 mm (7'3")	2500 mm (8'2")	2900 mm (9'6")
Hydraulic Hammers	H110 S	✓	✓	✓	✓	✓	✓
	H115 GC S	✓	✓	✓	✓	✓	✓
	H115 S	✓	✓	✓	✓	✓	✓
Demolition and Sorting Grapples	G314	✓	✓	✓*	✓	✓	✓*
	G313 GC	✓	✓	✓*	✓	✓	✓
	G313 GC	✓	✓	✓	✓	✓	✓
	G315 GC				✓*		
	G315 GC						
Mobile Scrap and Demolition Shears	S3015		✓	✓*	✓	✓	✓*
	S3015 Flat Top	✓	✓	✓*	✓	✓	✓*
Compactors (Vibratory Plate)	CVP75	✓	✓	✓	✓	✓	✓
Pulverizers	P215						

CW-30 ATTACHMENTS (continued)

Undercarriage		Rear (radial) Blade					
Counterweight		4200 kg (9,259 lb)					
Boom Type		Variable Adjustable			One-Piece		
Stick Length		2200 mm (7'3")	2500 mm (8'2")	2900 mm (9'6")	2200 mm (7'3")	2500 mm (8'2")	2900 mm (9'6")
Hydraulic Hammers	H110 S	✓	✓	✓	✓	✓	✓
	H115 GC S	✓	✓	✓	✓	✓	✓
	H115 S	✓	✓	✓	✓	✓	✓
Demolition and Sorting Grapples	G314	✓	✓	✓	✓	✓	✓
	G313 GC	✓	✓	✓	✓	✓	✓
	G313 GC	✓	✓	✓	✓	✓	✓
	G315 GC				✓	✓*	
	G315 GC				✓	✓	✓*
Mobile Scrap and Demolition Shears	S3015		✓	✓	✓	✓	✓
	S3015 Flat Top	✓	✓	✓	✓	✓	✓
Compactors (Vibratory Plate)	CVP75	✓	✓	✓	✓	✓	✓
Pulverizers	P215					✓*	

(continued on next page)

M318 Wheeled Excavator Specifications

Attachments Offering Guide – Europe (continued)

Not all attachments are available in all regions. Consult your Cat dealer for configurations available in your region.

Match

* Working range front only

No Match

CW-30 ATTACHMENTS (continued)

Undercarriage		Rear Blade (wide undercarriage)					
Counterweight		3700 kg (8,157 lb)					
Boom Type		Variable Adjustable			One-Piece		
Stick Length		2200 mm (7'3")	2500 mm (8'2")	2900 mm (9'6")	2200 mm (7'3")	2500 mm (8'2")	2900 mm (9'6")
Hydraulic Hammers	H110 S	✓	✓	✓	✓	✓	✓
	H115 GC S	✓	✓	✓	✓	✓	✓
	H115 S	✓	✓	✓	✓	✓	✓
Demolition and Sorting Grapples	G314	✓	✓	✓	✓	✓	✓
	G313 GC	✓	✓	✓	✓	✓	✓
	G313 GC	✓	✓	✓	✓	✓	✓
	G315 GC		✓*		✓	✓	
	G315 GC				✓	✓	✓*
Mobile Scrap and Demolition Shears	S3015		✓	✓	✓	✓	✓
	S3015 Flat Top	✓	✓	✓	✓	✓	✓
Compactors (Vibratory Plate)	CVP75	✓	✓	✓	✓	✓	✓
Pulverizers	P215					✓*	

CW-30 ATTACHMENTS (continued)

Undercarriage		Rear Blade (wide undercarriage)					
Counterweight		4200 kg (9,259 lb)					
Boom Type		Variable Adjustable			One-Piece		
Stick Length		2200 mm (7'3")	2500 mm (8'2")	2900 mm (9'6")	2200 mm (7'3")	2500 mm (8'2")	2900 mm (9'6")
Hydraulic Hammers	H110 S	✓	✓	✓	✓	✓	✓
	H115 GC S	✓	✓	✓	✓	✓	✓
	H115 S	✓	✓	✓	✓	✓	✓
Demolition and Sorting Grapples	G314	✓	✓	✓	✓	✓	✓
	G313 GC	✓	✓	✓	✓	✓	✓
	G313 GC	✓	✓	✓	✓	✓	✓
	G315 GC		✓	✓*	✓	✓	
	G315 GC				✓	✓	✓
Mobile Scrap and Demolition Shears	S3015		✓	✓	✓	✓	✓
	S3015 Flat Top	✓	✓	✓	✓	✓	✓
Compactors (Vibratory Plate)	CVP75	✓	✓	✓	✓	✓	✓
Pulverizers	P215					✓	

(continued on next page)

M318 Wheeled Excavator Specifications

Attachments Offering Guide – Europe (continued)

Not all attachments are available in all regions. Consult your Cat dealer for configurations available in your region.

Match

No Match

S60 ATTACHMENTS

Undercarriage		Front Blade; Rear Outriggers					
Counterweight		3700 kg (8,157 lb)					
Boom Type		Variable Adjustable			One-Piece		
Stick Length		2200 mm (7'3")	2500 mm (8'2")	2900 mm (9'6")	2200 mm (7'3")	2500 mm (8'2")	2900 mm (9'6")
Hydraulic Hammers	H110 S	✓	✓	✓	✓	✓	✓
	H115 GC S	✓	✓	✓	✓	✓	✓
	H115 S	✓	✓	✓	✓	✓	✓
Demolition and Sorting Grapples	G314	✓	✓	✓	✓	✓	✓
	G313 GC	✓	✓	✓	✓	✓	✓
	G315 GC				✓	✓	
Mobile Scrap and Demolition Shears	S3015 Flat Top	✓	✓	✓	✓	✓	✓
Compactors (Vibratory Plate)	CVP75	✓	✓	✓	✓	✓	✓
Pulverizers	P215				✓	✓	

S60 ATTACHMENTS (continued)

Undercarriage		Front Blade; Rear Outriggers					
Counterweight		4200 kg (9,259 lb)					
Boom Type		Variable Adjustable			One-Piece		
Stick Length		2200 mm (7'3")	2500 mm (8'2")	2900 mm (9'6")	2200 mm (7'3")	2500 mm (8'2")	2900 mm (9'6")
Hydraulic Hammers	H110 S	✓	✓	✓	✓	✓	✓
	H115 GC S	✓	✓	✓	✓	✓	✓
	H115 S	✓	✓	✓	✓	✓	✓
Demolition and Sorting Grapples	G314	✓	✓	✓	✓	✓	✓
	G313 GC	✓	✓	✓	✓	✓	✓
	G315 GC				✓	✓	
Mobile Scrap and Demolition Shears	S3015 Flat Top	✓	✓	✓	✓	✓	✓
Compactors (Vibratory Plate)	CVP75	✓	✓	✓	✓	✓	✓
Pulverizers	P215				✓	✓	

(continued on next page)

M318 Wheeled Excavator Specifications

Attachments Offering Guide – Europe (continued)

Not all attachments are available in all regions. Consult your Cat dealer for configurations available in your region.

Match

No Match

S60 ATTACHMENTS (continued)

Undercarriage		Front and Rear Outriggers					
Counterweight		3700 kg (8,157 lb)					
Boom Type		Variable Adjustable			One-Piece		
Stick Length		2200 mm (7'3")	2500 mm (8'2")	2900 mm (9'6")	2200 mm (7'3")	2500 mm (8'2")	2900 mm (9'6")
Hydraulic Hammers	H110 S	✓	✓	✓	✓	✓	✓
	H115 GC S	✓	✓	✓	✓	✓	✓
	H115 S	✓	✓	✓	✓	✓	✓
Demolition and Sorting Grapples	G314	✓	✓	✓	✓	✓	✓
	G313 GC	✓	✓	✓	✓	✓	✓
	G315 GC				✓	✓	
Mobile Scrap and Demolition Shears	S3015 Flat Top	✓	✓	✓	✓	✓	✓
Compactors (Vibratory Plate)	CVP75	✓	✓	✓	✓	✓	✓
Pulverizers	P215				✓	✓	

S60 ATTACHMENTS (continued)

Undercarriage		Front and Rear Outriggers					
Counterweight		4200 kg (9,259 lb)					
Boom Type		Variable Adjustable			One-Piece		
Stick Length		2200 mm (7'3")	2500 mm (8'2")	2900 mm (9'6")	2200 mm (7'3")	2500 mm (8'2")	2900 mm (9'6")
Hydraulic Hammers	H110 S	✓	✓	✓	✓	✓	✓
	H115 GC S	✓	✓	✓	✓	✓	✓
	H115 S	✓	✓	✓	✓	✓	✓
Demolition and Sorting Grapples	G314	✓	✓	✓	✓	✓	✓
	G313 GC	✓	✓	✓	✓	✓	✓
	G315 GC				✓	✓	
Mobile Scrap and Demolition Shears	S3015 Flat Top	✓	✓	✓	✓	✓	✓
Compactors (Vibratory Plate)	CVP75	✓	✓	✓	✓	✓	✓
Pulverizers	P215				✓	✓	

(continued on next page)

M318 Wheeled Excavator Specifications

Attachments Offering Guide – Europe (continued)

Not all attachments are available in all regions. Consult your Cat dealer for configurations available in your region.

Match

No Match

S60 ATTACHMENTS (continued)

Undercarriage		Front Outriggers; Rear (parallel) Blade					
Counterweight		3700 kg (8,157 lb)					
Boom Type		Variable Adjustable			One-Piece		
Stick Length		2200 mm (7'3")	2500 mm (8'2")	2900 mm (9'6")	2200 mm (7'3")	2500 mm (8'2")	2900 mm (9'6")
Hydraulic Hammers	H110 S	✓	✓	✓	✓	✓	✓
	H115 GC S	✓	✓	✓	✓	✓	✓
	H115 S	✓	✓	✓	✓	✓	✓
Demolition and Sorting Grapples	G314	✓	✓	✓	✓	✓	✓
	G313 GC	✓	✓	✓	✓	✓	✓
	G315 GC				✓	✓	
Mobile Scrap and Demolition Shears	S3015 Flat Top	✓	✓	✓	✓	✓	✓
Compactors (Vibratory Plate)	CVP75	✓	✓	✓	✓	✓	✓
Pulverizers	P215				✓	✓	

S60 ATTACHMENTS (continued)

Undercarriage		Front Outriggers; Rear (parallel) Blade					
Counterweight		4200 kg (9,259 lb)					
Boom Type		Variable Adjustable			One-Piece		
Stick Length		2200 mm (7'3")	2500 mm (8'2")	2900 mm (9'6")	2200 mm (7'3")	2500 mm (8'2")	2900 mm (9'6")
Hydraulic Hammers	H110 S	✓	✓	✓	✓	✓	✓
	H115 GC S	✓	✓	✓	✓	✓	✓
	H115 S	✓	✓	✓	✓	✓	✓
Demolition and Sorting Grapples	G314	✓	✓	✓	✓	✓	✓
	G313 GC	✓	✓	✓	✓	✓	✓
	G315 GC				✓	✓	
Mobile Scrap and Demolition Shears	S3015 Flat Top	✓	✓	✓	✓	✓	✓
Compactors (Vibratory Plate)	CVP75	✓	✓	✓	✓	✓	✓
Pulverizers	P215				✓	✓	

(continued on next page)

M318 Wheeled Excavator Specifications

Attachments Offering Guide – Europe (continued)

Not all attachments are available in all regions. Consult your Cat dealer for configurations available in your region.

Match

No Match

S60 ATTACHMENTS (continued)

Undercarriage		Front Outriggers; Rear (radial) Blade					
Counterweight		3700 kg (8,157 lb)					
Boom Type		Variable Adjustable			One-Piece		
Stick Length		2200 mm (7'3")	2500 mm (8'2")	2900 mm (9'6")	2200 mm (7'3")	2500 mm (8'2")	2900 mm (9'6")
Hydraulic Hammers	H110 S	✓	✓	✓	✓	✓	✓
	H115 GC S	✓	✓	✓	✓	✓	✓
	H115 S	✓	✓	✓	✓	✓	✓
Demolition and Sorting Grapples	G314	✓	✓	✓	✓	✓	✓
	G313 GC	✓	✓	✓	✓	✓	✓
	G315 GC				✓	✓	
Mobile Scrap and Demolition Shears	S3015 Flat Top	✓	✓	✓	✓	✓	✓
Compactors (Vibratory Plate)	CVP75	✓	✓	✓	✓	✓	✓
Pulverizers	P215				✓	✓	

S60 ATTACHMENTS (continued)

Undercarriage		Front Outriggers; Rear (radial) Blade					
Counterweight		4200 kg (9,259 lb)					
Boom Type		Variable Adjustable			One-Piece		
Stick Length		2200 mm (7'3")	2500 mm (8'2")	2900 mm (9'6")	2200 mm (7'3")	2500 mm (8'2")	2900 mm (9'6")
Hydraulic Hammers	H110 S	✓	✓	✓	✓	✓	✓
	H115 GC S	✓	✓	✓	✓	✓	✓
	H115 S	✓	✓	✓	✓	✓	✓
Demolition and Sorting Grapples	G314	✓	✓	✓	✓	✓	✓
	G313 GC	✓	✓	✓	✓	✓	✓
	G315 GC				✓	✓	
Mobile Scrap and Demolition Shears	S3015 Flat Top	✓	✓	✓	✓	✓	✓
Compactors (Vibratory Plate)	CVP75	✓	✓	✓	✓	✓	✓
Pulverizers	P215				✓	✓	

(continued on next page)

M318 Wheeled Excavator Specifications

Attachments Offering Guide – Europe (continued)

Not all attachments are available in all regions. Consult your Cat dealer for configurations available in your region.

Match

No Match

S60 ATTACHMENTS (continued)

Undercarriage		Front Outriggers; Rear Blade (wide undercarriage)					
Counterweight		3700 kg (8,157 lb)					
Boom Type		Variable Adjustable			One-Piece		
Stick Length		2200 mm (7'3")	2500 mm (8'2")	2900 mm (9'6")	2200 mm (7'3")	2500 mm (8'2")	2900 mm (9'6")
Hydraulic Hammers	H110 S	✓	✓	✓	✓	✓	✓
	H115 GC S	✓	✓	✓	✓	✓	✓
	H115 S	✓	✓	✓	✓	✓	✓
Demolition and Sorting Grapples	G314	✓	✓	✓	✓	✓	✓
	G313 GC	✓	✓	✓	✓	✓	✓
	G315 GC				✓	✓	
Mobile Scrap and Demolition Shears	S3015 Flat Top	✓	✓	✓	✓	✓	✓
Compactors (Vibratory Plate)	CVP75	✓	✓	✓	✓	✓	✓
Pulverizers	P215				✓	✓	

S60 ATTACHMENTS (continued)

Undercarriage		Front Outriggers; Rear Blade (wide undercarriage)					
Counterweight		4200 kg (9,259 lb)					
Boom Type		Variable Adjustable			One-Piece		
Stick Length		2200 mm (7'3")	2500 mm (8'2")	2900 mm (9'6")	2200 mm (7'3")	2500 mm (8'2")	2900 mm (9'6")
Hydraulic Hammers	H110 S	✓	✓	✓	✓	✓	✓
	H115 GC S	✓	✓	✓	✓	✓	✓
	H115 S	✓	✓	✓	✓	✓	✓
Demolition and Sorting Grapples	G314	✓	✓	✓	✓	✓	✓
	G313 GC	✓	✓	✓	✓	✓	✓
	G315 GC				✓	✓	
Mobile Scrap and Demolition Shears	S3015 Flat Top	✓	✓	✓	✓	✓	✓
Compactors (Vibratory Plate)	CVP75	✓	✓	✓	✓	✓	✓
Pulverizers	P215				✓	✓	

(continued on next page)

M318 Wheeled Excavator Specifications

Attachments Offering Guide – Europe (continued)

Not all attachments are available in all regions. Consult your Cat dealer for configurations available in your region.

Match

* Working range front only

No Match

S60 ATTACHMENTS (continued)

Undercarriage		Rear (parallel) Blade					
Counterweight		3700 kg (8,157 lb)					
Boom Type		Variable Adjustable			One-Piece		
Stick Length		2200 mm (7'3")	2500 mm (8'2")	2900 mm (9'6")	2200 mm (7'3")	2500 mm (8'2")	2900 mm (9'6")
Hydraulic Hammers	H110 S	✓	✓	✓	✓	✓	✓
	H115 GC S	✓	✓	✓	✓	✓	✓
	H115 S	✓	✓	✓	✓	✓	✓
Demolition and Sorting Grapples	G314	✓	✓	✓*	✓	✓	✓
	G313 GC	✓	✓	✓*	✓	✓	✓
	G315 GC				✓*		
Mobile Scrap and Demolition Shears	S3015 Flat Top	✓	✓	✓*	✓	✓	✓
Compactors (Vibratory Plate)	CVP75	✓	✓	✓	✓	✓	✓
Pulverizers	P215				✓*		

S60 ATTACHMENTS (continued)

Undercarriage		Rear (parallel) Blade					
Counterweight		4200 kg (9,259 lb)					
Boom Type		Variable Adjustable			One-Piece		
Stick Length		2200 mm (7'3")	2500 mm (8'2")	2900 mm (9'6")	2200 mm (7'3")	2500 mm (8'2")	2900 mm (9'6")
Hydraulic Hammers	H110 S	✓	✓	✓	✓	✓	✓
	H115 GC S	✓	✓	✓	✓	✓	✓
	H115 S	✓	✓	✓	✓	✓	✓
Demolition and Sorting Grapples	G314	✓	✓	✓	✓	✓	✓
	G313 GC	✓	✓	✓	✓	✓	✓
	G315 GC				✓	✓*	
Mobile Scrap and Demolition Shears	S3015 Flat Top	✓	✓	✓	✓	✓	✓
Compactors (Vibratory Plate)	CVP75	✓	✓	✓	✓	✓	✓
Pulverizers	P215				✓	✓*	

(continued on next page)

M318 Wheeled Excavator Specifications

Attachments Offering Guide – Europe (continued)

Not all attachments are available in all regions. Consult your Cat dealer for configurations available in your region.

Match

* Working range front only

No Match

S60 ATTACHMENTS (continued)

Undercarriage		Rear (radial) Blade					
Counterweight		3700 kg (8,157 lb)					
Boom Type		Variable Adjustable			One-Piece		
Stick Length		2200 mm (7'3")	2500 mm (8'2")	2900 mm (9'6")	2200 mm (7'3")	2500 mm (8'2")	2900 mm (9'6")
Hydraulic Hammers	H110 S	✓	✓	✓	✓	✓	✓
	H115 GC S	✓	✓	✓	✓	✓	✓
	H115 S	✓	✓	✓	✓	✓	✓
Demolition and Sorting Grapples	G314	✓	✓	✓*	✓	✓	✓
	G313 GC	✓	✓	✓*	✓	✓	✓
	G315 GC				✓*		
Mobile Scrap and Demolition Shears	S3015 Flat Top	✓	✓	✓*	✓	✓	✓
Compactors (Vibratory Plate)	CVP75	✓	✓	✓	✓	✓	✓
Pulverizers	P215				✓*		

S60 ATTACHMENTS (continued)

Undercarriage		Rear (radial) Blade					
Counterweight		4200 kg (9,259 lb)					
Boom Type		Variable Adjustable			One-Piece		
Stick Length		2200 mm (7'3")	2500 mm (8'2")	2900 mm (9'6")	2200 mm (7'3")	2500 mm (8'2")	2900 mm (9'6")
Hydraulic Hammers	H110 S	✓	✓	✓	✓	✓	✓
	H115 GC S	✓	✓	✓	✓	✓	✓
	H115 S	✓	✓	✓	✓	✓	✓
Demolition and Sorting Grapples	G314	✓	✓	✓	✓	✓	✓
	G313 GC	✓	✓	✓	✓	✓	✓
	G315 GC				✓	✓*	
Mobile Scrap and Demolition Shears	S3015 Flat Top	✓	✓	✓	✓	✓	✓
Compactors (Vibratory Plate)	CVP75	✓	✓	✓	✓	✓	✓
Pulverizers	P215				✓	✓*	

(continued on next page)

M318 Wheeled Excavator Specifications

Attachments Offering Guide – Europe (continued)

Not all attachments are available in all regions. Consult your Cat dealer for configurations available in your region.

Match

No Match

S60 ATTACHMENTS (continued)

Undercarriage		Rear Blade (wide undercarriage)					
Counterweight		3700 kg (8,157 lb)					
Boom Type		Variable Adjustable			One-Piece		
Stick Length		2200 mm (7'3")	2500 mm (8'2")	2900 mm (9'6")	2200 mm (7'3")	2500 mm (8'2")	2900 mm (9'6")
Hydraulic Hammers	H110 S	✓	✓	✓	✓	✓	✓
	H115 GC S	✓	✓	✓	✓	✓	✓
	H115 S	✓	✓	✓	✓	✓	✓
Demolition and Sorting Grapples	G314	✓	✓	✓	✓	✓	✓
	G313 GC	✓	✓	✓	✓	✓	✓
	G315 GC				✓	✓	
Mobile Scrap and Demolition Shears	S3015 Flat Top	✓	✓	✓	✓	✓	✓
Compactors (Vibratory Plate)	CVP75	✓	✓	✓	✓	✓	✓
Pulverizers	P215				✓	✓	

S60 ATTACHMENTS (continued)

Undercarriage		Rear Blade (wide undercarriage)					
Counterweight		4200 kg (9,259 lb)					
Boom Type		Variable Adjustable			One-Piece		
Stick Length		2200 mm (7'3")	2500 mm (8'2")	2900 mm (9'6")	2200 mm (7'3")	2500 mm (8'2")	2900 mm (9'6")
Hydraulic Hammers	H110 S	✓	✓	✓	✓	✓	✓
	H115 GC S	✓	✓	✓	✓	✓	✓
	H115 S	✓	✓	✓	✓	✓	✓
Demolition and Sorting Grapples	G314	✓	✓	✓	✓	✓	✓
	G313 GC	✓	✓	✓	✓	✓	✓
	G315 GC				✓	✓	
Mobile Scrap and Demolition Shears	S3015 Flat Top	✓	✓	✓	✓	✓	✓
Compactors (Vibratory Plate)	CVP75	✓	✓	✓	✓	✓	✓
Pulverizers	P215				✓	✓	

(continued on next page)

M318 Wheeled Excavator Specifications

Attachments Offering Guide – Europe (continued)

Not all attachments are available in all regions. Consult your Cat dealer for configurations available in your region.

Match

No Match

TRS14-CW30S ATTACHMENTS

Undercarriage		Front Blade; Rear Outriggers					
Counterweight		3700 kg (8,157 lb)					
Boom Type		Variable Adjustable			One-Piece		
Stick Length		2200 mm (7'3")	2500 mm (8'2")	2900 mm (9'6")	2200 mm (7'3")	2500 mm (8'2")	2900 mm (9'6")
Hydraulic Hammers	H110 GC S				✓	✓	✓
	H110 S		✓	✓	✓	✓	✓
	H115 S				✓	✓	✓
Demolition and Sorting Grapples	G210 GC		✓	✓	✓	✓	✓
	G210 GC	✓	✓	✓	✓	✓	✓
	G213 GC		✓		✓	✓	✓
	G213 GC		✓	✓	✓	✓	✓
Compactors (Vibratory Plate)	CVP75	✓	✓	✓	✓	✓	✓

TRS14-CW30S ATTACHMENTS (continued)

Undercarriage		Front Blade; Rear Outriggers					
Counterweight		4200 kg (9,259 lb)					
Boom Type		Variable Adjustable			One-Piece		
Stick Length		2200 mm (7'3")	2500 mm (8'2")	2900 mm (9'6")	2200 mm (7'3")	2500 mm (8'2")	2900 mm (9'6")
Hydraulic Hammers	H110 GC S				✓	✓	✓
	H110 S		✓	✓	✓	✓	✓
	H115 S				✓	✓	✓
Demolition and Sorting Grapples	G210 GC		✓	✓	✓	✓	✓
	G210 GC	✓	✓	✓	✓	✓	✓
	G213 GC		✓		✓	✓	✓
	G213 GC		✓	✓	✓	✓	✓
Compactors (Vibratory Plate)	CVP75	✓	✓	✓	✓	✓	✓

(continued on next page)

M318 Wheeled Excavator Specifications

Attachments Offering Guide – Europe (continued)

Not all attachments are available in all regions. Consult your Cat dealer for configurations available in your region.

Match

No Match

TRS14-CW30S ATTACHMENTS (continued)

Undercarriage		Front and Rear Outriggers					
Counterweight		3700 kg (8,157 lb)					
Boom Type		Variable Adjustable			One-Piece		
Stick Length		2200 mm (7'3")	2500 mm (8'2")	2900 mm (9'6")	2200 mm (7'3")	2500 mm (8'2")	2900 mm (9'6")
Hydraulic Hammers	H110 GC S				✓	✓	✓
	H110 S		✓	✓	✓	✓	✓
	H115 S				✓	✓	✓
Demolition and Sorting Grapples	G210 GC		✓	✓	✓	✓	✓
	G210 GC	✓	✓	✓	✓	✓	✓
	G213 GC		✓		✓	✓	✓
	G213 GC		✓	✓	✓	✓	✓
Compactors (Vibratory Plate)	CVP75	✓	✓	✓	✓	✓	✓

TRS14-CW30S ATTACHMENTS (continued)

Undercarriage		Front and Rear Outriggers					
Counterweight		4200 kg (9,259 lb)					
Boom Type		Variable Adjustable			One-Piece		
Stick Length		2200 mm (7'3")	2500 mm (8'2")	2900 mm (9'6")	2200 mm (7'3")	2500 mm (8'2")	2900 mm (9'6")
Hydraulic Hammers	H110 GC S				✓	✓	✓
	H110 S		✓	✓	✓	✓	✓
	H115 S				✓	✓	✓
Demolition and Sorting Grapples	G210 GC		✓	✓	✓	✓	✓
	G210 GC	✓	✓	✓	✓	✓	✓
	G213 GC		✓		✓	✓	✓
	G213 GC		✓	✓	✓	✓	✓
Compactors (Vibratory Plate)	CVP75	✓	✓	✓	✓	✓	✓

(continued on next page)

M318 Wheeled Excavator Specifications

Attachments Offering Guide – Europe (continued)

Not all attachments are available in all regions. Consult your Cat dealer for configurations available in your region.

Match

No Match

TRS14-CW30S ATTACHMENTS (continued)

Undercarriage		Front Outriggers; Rear (parallel) Blade					
Counterweight		3700 kg (8,157 lb)					
Boom Type		Variable Adjustable			One-Piece		
Stick Length		2200 mm (7'3")	2500 mm (8'2")	2900 mm (9'6")	2200 mm (7'3")	2500 mm (8'2")	2900 mm (9'6")
Hydraulic Hammers	H110 GC S				✓	✓	✓
	H110 S		✓	✓	✓	✓	✓
	H115 S				✓	✓	✓
Demolition and Sorting Grapples	G210 GC		✓	✓	✓	✓	✓
	G210 GC	✓	✓	✓	✓	✓	✓
	G213 GC		✓		✓	✓	✓
	G213 GC		✓	✓	✓	✓	✓
Compactors (Vibratory Plate)	CVP75	✓	✓	✓	✓	✓	✓

TRS14-CW30S ATTACHMENTS (continued)

Undercarriage		Front Outriggers; Rear (parallel) Blade					
Counterweight		4200 kg (9,259 lb)					
Boom Type		Variable Adjustable			One-Piece		
Stick Length		2200 mm (7'3")	2500 mm (8'2")	2900 mm (9'6")	2200 mm (7'3")	2500 mm (8'2")	2900 mm (9'6")
Hydraulic Hammers	H110 GC S				✓	✓	✓
	H110 S		✓	✓	✓	✓	✓
	H115 S				✓	✓	✓
Demolition and Sorting Grapples	G210 GC		✓	✓	✓	✓	✓
	G210 GC	✓	✓	✓	✓	✓	✓
	G213 GC		✓		✓	✓	✓
	G213 GC		✓	✓	✓	✓	✓
Compactors (Vibratory Plate)	CVP75	✓	✓	✓	✓	✓	✓

(continued on next page)

M318 Wheeled Excavator Specifications

Attachments Offering Guide – Europe (continued)

Not all attachments are available in all regions. Consult your Cat dealer for configurations available in your region.

Match

No Match

TRS14-CW30S ATTACHMENTS (continued)

Undercarriage		Front Outriggers; Rear (radial) Blade					
Counterweight		3700 kg (8,157 lb)					
Boom Type		Variable Adjustable			One-Piece		
Stick Length		2200 mm (7'3")	2500 mm (8'2")	2900 mm (9'6")	2200 mm (7'3")	2500 mm (8'2")	2900 mm (9'6")
Hydraulic Hammers	H110 GC S				✓	✓	✓
	H110 S		✓	✓	✓	✓	✓
	H115 S				✓	✓	✓
Demolition and Sorting Grapples	G210 GC		✓	✓	✓	✓	✓
	G210 GC	✓	✓	✓	✓	✓	✓
	G213 GC		✓		✓	✓	✓
	G213 GC		✓	✓	✓	✓	✓
Compactors (Vibratory Plate)	CVP75	✓	✓	✓	✓	✓	✓

TRS14-CW30S ATTACHMENTS (continued)

Undercarriage		Front Outriggers; Rear (radial) Blade					
Counterweight		4200 kg (9,259 lb)					
Boom Type		Variable Adjustable			One-Piece		
Stick Length		2200 mm (7'3")	2500 mm (8'2")	2900 mm (9'6")	2200 mm (7'3")	2500 mm (8'2")	2900 mm (9'6")
Hydraulic Hammers	H110 GC S				✓	✓	✓
	H110 S		✓	✓	✓	✓	✓
	H115 S				✓	✓	✓
Demolition and Sorting Grapples	G210 GC		✓	✓	✓	✓	✓
	G210 GC	✓	✓	✓	✓	✓	✓
	G213 GC		✓		✓	✓	✓
	G213 GC		✓	✓	✓	✓	✓
Compactors (Vibratory Plate)	CVP75	✓	✓	✓	✓	✓	✓

(continued on next page)

M318 Wheeled Excavator Specifications

Attachments Offering Guide – Europe (continued)

Not all attachments are available in all regions. Consult your Cat dealer for configurations available in your region.

Match

No Match

TRS14-CW30S ATTACHMENTS (continued)

Undercarriage		Front Outriggers; Rear Blade (wide undercarriage)					
Counterweight		3700 kg (8,157 lb)					
Boom Type		Variable Adjustable			One-Piece		
Stick Length		2200 mm (7'3")	2500 mm (8'2")	2900 mm (9'6")	2200 mm (7'3")	2500 mm (8'2")	2900 mm (9'6")
Hydraulic Hammers	H110 GC S				✓	✓	✓
	H110 S		✓	✓	✓	✓	✓
	H115 S				✓	✓	✓
Demolition and Sorting Grapples	G210 GC		✓	✓	✓	✓	✓
	G210 GC	✓	✓	✓	✓	✓	✓
	G213 GC		✓		✓	✓	✓
	G213 GC		✓	✓	✓	✓	✓
Compactors (Vibratory Plate)	CVP75	✓	✓	✓	✓	✓	✓

TRS14-CW30S ATTACHMENTS (continued)

Undercarriage		Front Outriggers; Rear Blade (wide undercarriage)					
Counterweight		4200 kg (9,259 lb)					
Boom Type		Variable Adjustable			One-Piece		
Stick Length		2200 mm (7'3")	2500 mm (8'2")	2900 mm (9'6")	2200 mm (7'3")	2500 mm (8'2")	2900 mm (9'6")
Hydraulic Hammers	H110 GC S				✓	✓	✓
	H110 S		✓	✓	✓	✓	✓
	H115 S				✓	✓	✓
Demolition and Sorting Grapples	G210 GC		✓	✓	✓	✓	✓
	G210 GC	✓	✓	✓	✓	✓	✓
	G213 GC		✓		✓	✓	✓
	G213 GC		✓	✓	✓	✓	✓
Compactors (Vibratory Plate)	CVP75	✓	✓	✓	✓	✓	✓

(continued on next page)

M318 Wheeled Excavator Specifications

Attachments Offering Guide – Europe (continued)

Not all attachments are available in all regions. Consult your Cat dealer for configurations available in your region.

Match

* Working range front only

No Match

TRS14-CW30S ATTACHMENTS (continued)

Undercarriage		Rear (parallel) Blade					
Counterweight		3700 kg (8,157 lb)					
Boom Type		Variable Adjustable			One-Piece		
Stick Length		2200 mm (7'3")	2500 mm (8'2")	2900 mm (9'6")	2200 mm (7'3")	2500 mm (8'2")	2900 mm (9'6")
Hydraulic Hammers	H110 GC S				✓	✓*	
	H110 S		✓*		✓	✓	✓*
	H115 S				✓	✓*	
Demolition and Sorting Grapples	G210 GC		✓*		✓	✓	✓*
	G210 GC	✓	✓		✓	✓	✓*
	G213 GC				✓*	✓*	
	G213 GC		✓*		✓	✓	
Compactors (Vibratory Plate)	CVP75	✓	✓	✓*	✓	✓	✓

TRS14-CW30S ATTACHMENTS (continued)

Undercarriage		Rear (parallel) Blade					
Counterweight		4200 kg (9,259 lb)					
Boom Type		Variable Adjustable			One-Piece		
Stick Length		2200 mm (7'3")	2500 mm (8'2")	2900 mm (9'6")	2200 mm (7'3")	2500 mm (8'2")	2900 mm (9'6")
Hydraulic Hammers	H110 GC S				✓	✓	✓*
	H110 S		✓	✓*	✓	✓	✓
	H115 S				✓	✓	✓*
Demolition and Sorting Grapples	G210 GC		✓	✓*	✓	✓	✓
	G210 GC	✓	✓	✓	✓	✓	✓
	G213 GC		✓*		✓	✓	✓*
	G213 GC		✓	✓*	✓	✓	✓
Compactors (Vibratory Plate)	CVP75	✓	✓	✓	✓	✓	✓

(continued on next page)

M318 Wheeled Excavator Specifications

Attachments Offering Guide – Europe (continued)

Not all attachments are available in all regions. Consult your Cat dealer for configurations available in your region.

Match

* Working range front only

No Match

TRS14-CW30S ATTACHMENTS (continued)

Undercarriage		Rear (radial) Blade					
Counterweight		3700 kg (8,157 lb)					
Boom Type		Variable Adjustable			One-Piece		
Stick Length		2200 mm (7'3")	2500 mm (8'2")	2900 mm (9'6")	2200 mm (7'3")	2500 mm (8'2")	2900 mm (9'6")
Hydraulic Hammers	H110 GC S				✓	✓*	
	H110 S		✓*		✓	✓	✓*
	H115 S				✓	✓*	
Demolition and Sorting Grapples	G210 GC		✓*		✓	✓	✓*
	G210 GC	✓	✓		✓	✓	✓*
	G213 GC				✓*	✓*	
	G213 GC		✓*		✓	✓	
Compactors (Vibratory Plate)	CVP75	✓	✓	✓*	✓	✓	✓

TRS14-CW30S ATTACHMENTS (continued)

Undercarriage		Rear (radial) Blade					
Counterweight		4200 kg (9,259 lb)					
Boom Type		Variable Adjustable			One-Piece		
Stick Length		2200 mm (7'3")	2500 mm (8'2")	2900 mm (9'6")	2200 mm (7'3")	2500 mm (8'2")	2900 mm (9'6")
Hydraulic Hammers	H110 GC S				✓	✓	✓*
	H110 S		✓	✓*	✓	✓	✓
	H115 S				✓	✓	✓*
Demolition and Sorting Grapples	G210 GC		✓	✓*	✓	✓	✓
	G210 GC	✓	✓	✓	✓	✓	✓
	G213 GC		✓*		✓	✓	✓*
	G213 GC		✓	✓*	✓	✓	✓
Compactors (Vibratory Plate)	CVP75	✓	✓	✓	✓	✓	✓

(continued on next page)

M318 Wheeled Excavator Specifications

Attachments Offering Guide – Europe (continued)

Not all attachments are available in all regions. Consult your Cat dealer for configurations available in your region.

Match

* Working range front only

No Match

TRS14-CW30S ATTACHMENTS (continued)

Undercarriage		Rear Blade (wide undercarriage)					
Counterweight		3700 kg (8,157 lb)					
Boom Type		Variable Adjustable			One-Piece		
Stick Length		2200 mm (7'3")	2500 mm (8'2")	2900 mm (9'6")	2200 mm (7'3")	2500 mm (8'2")	2900 mm (9'6")
Hydraulic Hammers	H110 GC S				✓	✓	✓*
	H110 S		✓	✓	✓	✓	✓
	H115 S				✓	✓	✓
Demolition and Sorting Grapples	G210 GC		✓	✓	✓	✓	✓
	G210 GC	✓	✓	✓	✓	✓	✓
	G213 GC		✓		✓	✓	✓*
	G213 GC		✓	✓*	✓	✓	✓
Compactors (Vibratory Plate)	CVP75	✓	✓	✓	✓	✓	✓

TRS14-CW30S ATTACHMENTS (continued)

Undercarriage		Rear Blade (wide undercarriage)					
Counterweight		4200 kg (9,259 lb)					
Boom Type		Variable Adjustable			One-Piece		
Stick Length		2200 mm (7'3")	2500 mm (8'2")	2900 mm (9'6")	2200 mm (7'3")	2500 mm (8'2")	2900 mm (9'6")
Hydraulic Hammers	H110 GC S				✓	✓	✓
	H110 S		✓	✓	✓	✓	✓
	H115 S				✓	✓	✓
Demolition and Sorting Grapples	G210 GC		✓	✓	✓	✓	✓
	G210 GC	✓	✓	✓	✓	✓	✓
	G213 GC		✓		✓	✓	✓
	G213 GC		✓	✓	✓	✓	✓
Compactors (Vibratory Plate)	CVP75	✓	✓	✓	✓	✓	✓

(continued on next page)

M318 Wheeled Excavator Specifications

Attachments Offering Guide – Europe (continued)

Not all attachments are available in all regions. Consult your Cat dealer for configurations available in your region.

Match

No Match

TRS14-CW30 ATTACHMENTS

Undercarriage		Front Blade; Rear Outriggers					
Counterweight		3700 kg (8,157 lb)					
Boom Type		Variable Adjustable			One-Piece		
Stick Length		2200 mm (7'3")	2500 mm (8'2")	2900 mm (9'6")	2200 mm (7'3")	2500 mm (8'2")	2900 mm (9'6")
Hydraulic Hammers	H110 GC S				✓	✓	✓
	H110 S		✓	✓	✓	✓	✓
	H115 S				✓	✓	
Demolition and Sorting Grapples	G210 GC		✓	✓	✓	✓	✓
	G210 GC	✓	✓	✓	✓	✓	✓
	G213 GC				✓	✓	
	G213 GC		✓	✓	✓	✓	✓
Compactors (Vibratory Plate)	CVP75	✓	✓	✓	✓	✓	✓

TRS14-CW30 ATTACHMENTS (continued)

Undercarriage		Front Blade; Rear Outriggers					
Counterweight		4200 kg (9,259 lb)					
Boom Type		Variable Adjustable			One-Piece		
Stick Length		2200 mm (7'3")	2500 mm (8'2")	2900 mm (9'6")	2200 mm (7'3")	2500 mm (8'2")	2900 mm (9'6")
Hydraulic Hammers	H110 GC S				✓	✓	✓
	H110 S		✓	✓	✓	✓	✓
	H115 S				✓	✓	
Demolition and Sorting Grapples	G210 GC		✓	✓	✓	✓	✓
	G210 GC	✓	✓	✓	✓	✓	✓
	G213 GC				✓	✓	
	G213 GC		✓	✓	✓	✓	✓
Compactors (Vibratory Plate)	CVP75	✓	✓	✓	✓	✓	✓

(continued on next page)

M318 Wheeled Excavator Specifications

Attachments Offering Guide – Europe (continued)

Not all attachments are available in all regions. Consult your Cat dealer for configurations available in your region.

Match

No Match

TRS14-CW30 ATTACHMENTS (continued)

Undercarriage		Front and Rear Outriggers					
Counterweight		3700 kg (8,157 lb)					
Boom Type		Variable Adjustable			One-Piece		
Stick Length		2200 mm (7'3")	2500 mm (8'2")	2900 mm (9'6")	2200 mm (7'3")	2500 mm (8'2")	2900 mm (9'6")
Hydraulic Hammers	H110 GC S				✓	✓	✓
	H110 S		✓	✓	✓	✓	✓
	H115 S				✓	✓	
Demolition and Sorting Grapples	G210 GC		✓	✓	✓	✓	✓
	G210 GC	✓	✓	✓	✓	✓	✓
	G213 GC				✓	✓	
	G213 GC		✓	✓	✓	✓	✓
Compactors (Vibratory Plate)	CVP75	✓	✓	✓	✓	✓	✓

TRS14-CW30 ATTACHMENTS (continued)

Undercarriage		Front and Rear Outriggers					
Counterweight		4200 kg (9,259 lb)					
Boom Type		Variable Adjustable			One-Piece		
Stick Length		2200 mm (7'3")	2500 mm (8'2")	2900 mm (9'6")	2200 mm (7'3")	2500 mm (8'2")	2900 mm (9'6")
Hydraulic Hammers	H110 GC S				✓	✓	✓
	H110 S		✓	✓	✓	✓	✓
	H115 S				✓	✓	
Demolition and Sorting Grapples	G210 GC		✓	✓	✓	✓	✓
	G210 GC	✓	✓	✓	✓	✓	✓
	G213 GC				✓	✓	
	G213 GC		✓	✓	✓	✓	✓
Compactors (Vibratory Plate)	CVP75	✓	✓	✓	✓	✓	✓

(continued on next page)

M318 Wheeled Excavator Specifications

Attachments Offering Guide – Europe (continued)

Not all attachments are available in all regions. Consult your Cat dealer for configurations available in your region.

Match

No Match

TRS14-CW30 ATTACHMENTS (continued)

Undercarriage		Front Outriggers; Rear Blade (wide undercarriage)					
Counterweight		3700 kg (8,157 lb)					
Boom Type		Variable Adjustable			One-Piece		
Stick Length		2200 mm (7'3")	2500 mm (8'2")	2900 mm (9'6")	2200 mm (7'3")	2500 mm (8'2")	2900 mm (9'6")
Hydraulic Hammers	H110 GC S				✓	✓	✓
	H110 S		✓	✓	✓	✓	✓
	H115 S				✓	✓	
Demolition and Sorting Grapples	G210 GC		✓	✓	✓	✓	✓
	G210 GC	✓	✓	✓	✓	✓	✓
	G213 GC				✓	✓	
	G213 GC		✓	✓	✓	✓	✓
Compactors (Vibratory Plate)	CVP75	✓	✓	✓	✓	✓	✓

TRS14-CW30 ATTACHMENTS (continued)

Undercarriage		Front Outriggers; Rear Blade (wide undercarriage)					
Counterweight		4200 kg (9,259 lb)					
Boom Type		Variable Adjustable			One-Piece		
Stick Length		2200 mm (7'3")	2500 mm (8'2")	2900 mm (9'6")	2200 mm (7'3")	2500 mm (8'2")	2900 mm (9'6")
Hydraulic Hammers	H110 GC S				✓	✓	✓
	H110 S		✓	✓	✓	✓	✓
	H115 S				✓	✓	
Demolition and Sorting Grapples	G210 GC		✓	✓	✓	✓	✓
	G210 GC	✓	✓	✓	✓	✓	✓
	G213 GC				✓	✓	
	G213 GC		✓	✓	✓	✓	✓
Compactors (Vibratory Plate)	CVP75	✓	✓	✓	✓	✓	✓

(continued on next page)

M318 Wheeled Excavator Specifications

Attachments Offering Guide – Europe (continued)

Not all attachments are available in all regions. Consult your Cat dealer for configurations available in your region.

Match

No Match

TRS14-CW30 ATTACHMENTS (continued)

Undercarriage		Front Outriggers; Rear (parallel) Blade					
Counterweight		3700 kg (8,157 lb)					
Boom Type		Variable Adjustable			One-Piece		
Stick Length		2200 mm (7'3")	2500 mm (8'2")	2900 mm (9'6")	2200 mm (7'3")	2500 mm (8'2")	2900 mm (9'6")
Hydraulic Hammers	H110 GC S				✓	✓	✓
	H110 S		✓	✓	✓	✓	✓
	H115 S				✓	✓	
Demolition and Sorting Grapples	G210 GC		✓	✓	✓	✓	✓
	G210 GC	✓	✓	✓	✓	✓	✓
	G213 GC				✓	✓	
	G213 GC		✓	✓	✓	✓	✓
Compactors (Vibratory Plate)	CVP75	✓	✓	✓	✓	✓	✓

TRS14-CW30 ATTACHMENTS (continued)

Undercarriage		Front Outriggers; Rear (parallel) Blade					
Counterweight		4200 kg (9,259 lb)					
Boom Type		Variable Adjustable			One-Piece		
Stick Length		2200 mm (7'3")	2500 mm (8'2")	2900 mm (9'6")	2200 mm (7'3")	2500 mm (8'2")	2900 mm (9'6")
Hydraulic Hammers	H110 GC S				✓	✓	✓
	H110 S		✓	✓	✓	✓	✓
	H115 S				✓	✓	
Demolition and Sorting Grapples	G210 GC		✓	✓	✓	✓	✓
	G210 GC	✓	✓	✓	✓	✓	✓
	G213 GC				✓	✓	
	G213 GC		✓	✓	✓	✓	✓
Compactors (Vibratory Plate)	CVP75	✓	✓	✓	✓	✓	✓

(continued on next page)

M318 Wheeled Excavator Specifications

Attachments Offering Guide – Europe (continued)

Not all attachments are available in all regions. Consult your Cat dealer for configurations available in your region.

Match

No Match

TRS14-CW30 ATTACHMENTS (continued)

Undercarriage		Front Outriggers; Rear (radial) Blade					
Counterweight		3700 kg (8,157 lb)					
Boom Type		Variable Adjustable			One-Piece		
Stick Length		2200 mm (7'3")	2500 mm (8'2")	2900 mm (9'6")	2200 mm (7'3")	2500 mm (8'2")	2900 mm (9'6")
Hydraulic Hammers	H110 GC S				✓	✓	✓
	H110 S		✓	✓	✓	✓	✓
	H115 S				✓	✓	
Demolition and Sorting Grapples	G210 GC		✓	✓	✓	✓	✓
	G210 GC	✓	✓	✓	✓	✓	✓
	G213 GC				✓	✓	
	G213 GC		✓	✓	✓	✓	✓
Compactors (Vibratory Plate)	CVP75	✓	✓	✓	✓	✓	✓

TRS14-CW30 ATTACHMENTS (continued)

Undercarriage		Front Outriggers; Rear (radial) Blade					
Counterweight		4200 kg (9,259 lb)					
Boom Type		Variable Adjustable			One-Piece		
Stick Length		2200 mm (7'3")	2500 mm (8'2")	2900 mm (9'6")	2200 mm (7'3")	2500 mm (8'2")	2900 mm (9'6")
Hydraulic Hammers	H110 GC S				✓	✓	✓
	H110 S		✓	✓	✓	✓	✓
	H115 S				✓	✓	
Demolition and Sorting Grapples	G210 GC		✓	✓	✓	✓	✓
	G210 GC	✓	✓	✓	✓	✓	✓
	G213 GC				✓	✓	
	G213 GC		✓	✓	✓	✓	✓
Compactors (Vibratory Plate)	CVP75	✓	✓	✓	✓	✓	✓

(continued on next page)

M318 Wheeled Excavator Specifications

Attachments Offering Guide – Europe (continued)

Not all attachments are available in all regions. Consult your Cat dealer for configurations available in your region.

Match

* Working range front only

No Match

TRS14-CW30 ATTACHMENTS (continued)

Undercarriage		Rear (parallel) Blade				
Counterweight		3700 kg (8,157 lb)				
Boom Type		Variable Adjustable			One-Piece	
Stick Length		2200 mm (7'3")	2500 mm (8'2")	2200 mm (7'3")	2500 mm (8'2")	2900 mm (9'6")
Hydraulic Hammers	H110 GC S			✓	✓*	
	H110 S		✓*	✓	✓*	
	H115 S			✓*		
Demolition and Sorting Grapples	G210 GC			✓	✓*	
	G210 GC	✓	✓*	✓	✓	✓*
	G213 GC			✓*		
	G213 GC			✓	✓*	
Compactors (Vibratory Plate)	CVP75	✓	✓	✓	✓	✓*

TRS14-CW30 ATTACHMENTS (continued)

Undercarriage		Rear (parallel) Blade					
Counterweight		4200 kg (9,259 lb)					
Boom Type		Variable Adjustable			One-Piece		
Stick Length		2200 mm (7'3")	2500 mm (8'2")	2900 mm (9'6")	2200 mm (7'3")	2500 mm (8'2")	2900 mm (9'6")
Hydraulic Hammers	H110 GC S				✓	✓	✓*
	H110 S		✓	✓*	✓	✓	✓
	H115 S				✓	✓	
Demolition and Sorting Grapples	G210 GC		✓	✓*	✓	✓	✓*
	G210 GC	✓	✓	✓*	✓	✓	✓
	G213 GC				✓	✓	
	G213 GC		✓	✓*	✓	✓	✓*
Compactors (Vibratory Plate)	CVP75	✓	✓	✓	✓	✓	✓

(continued on next page)

M318 Wheeled Excavator Specifications

Attachments Offering Guide – Europe (continued)

Not all attachments are available in all regions. Consult your Cat dealer for configurations available in your region.

Match * Working range front only No Match

TRS14-CW30 ATTACHMENTS (continued)

Undercarriage		Rear (radial) Blade				
Counterweight		3700 kg (8,157 lb)				
Boom Type		Variable Adjustable			One-Piece	
Stick Length		2200 mm (7'3")	2500 mm (8'2")	2200 mm (7'3")	2500 mm (8'2")	2900 mm (9'6")
Hydraulic Hammers	H110 GC S			✓	✓*	
	H110 S		✓*	✓	✓*	
	H115 S			✓*		
Demolition and Sorting Grapples	G210 GC			✓	✓*	
	G210 GC	✓	✓*	✓	✓	✓*
	G213 GC			✓*		
	G213 GC			✓	✓*	
Compactors (Vibratory Plate)	CVP75	✓	✓	✓	✓	✓*

TRS14-CW30 ATTACHMENTS (continued)

Undercarriage		Rear (radial) Blade					
Counterweight		4200 kg (9,259 lb)					
Boom Type		Variable Adjustable			One-Piece		
Stick Length		2200 mm (7'3")	2500 mm (8'2")	2900 mm (9'6")	2200 mm (7'3")	2500 mm (8'2")	2900 mm (9'6")
Hydraulic Hammers	H110 GC S				✓	✓	✓*
	H110 S		✓	✓*	✓	✓	✓
	H115 S				✓	✓	
Demolition and Sorting Grapples	G210 GC		✓	✓*	✓	✓	✓*
	G210 GC	✓	✓	✓*	✓	✓	✓
	G213 GC				✓	✓	
	G213 GC		✓	✓*	✓	✓	✓*
Compactors (Vibratory Plate)	CVP75	✓	✓	✓	✓	✓	✓

(continued on next page)

M318 Wheeled Excavator Specifications

Attachments Offering Guide – Europe (continued)

Not all attachments are available in all regions. Consult your Cat dealer for configurations available in your region.

Match

* Working range front only

No Match

TRS14-CW30 ATTACHMENTS (continued)

Undercarriage		Rear Blade (wide undercarriage)					
Counterweight		3700 kg (8,157 lb)					
Boom Type		Variable Adjustable			One-Piece		
Stick Length		2200 mm (7'3")	2500 mm (8'2")	2900 mm (9'6")	2200 mm (7'3")	2500 mm (8'2")	2900 mm (9'6")
Hydraulic Hammers	H110 GC S				✓	✓	✓
	H110 S		✓	✓*	✓	✓	✓
	H115 S				✓	✓	
Demolition and Sorting Grapples	G210 GC		✓	✓*	✓	✓	✓
	G210 GC	✓	✓	✓	✓	✓	✓
	G213 GC				✓	✓	
	G213 GC		✓	✓*	✓	✓	✓
Compactors (Vibratory Plate)	CVP75	✓	✓	✓	✓	✓	✓

TRS14-CW30 ATTACHMENTS (continued)

Undercarriage		Rear Blade (wide undercarriage)					
Counterweight		4200 kg (9,259 lb)					
Boom Type		Variable Adjustable			One-Piece		
Stick Length		2200 mm (7'3")	2500 mm (8'2")	2900 mm (9'6")	2200 mm (7'3")	2500 mm (8'2")	2900 mm (9'6")
Hydraulic Hammers	H110 GC S				✓	✓	✓
	H110 S		✓	✓	✓	✓	✓
	H115 S				✓	✓	
Demolition and Sorting Grapples	G210 GC		✓	✓	✓	✓	✓
	G210 GC	✓	✓	✓	✓	✓	✓
	G213 GC				✓	✓	
	G213 GC		✓	✓	✓	✓	✓
Compactors (Vibratory Plate)	CVP75	✓	✓	✓	✓	✓	✓

(continued on next page)

M318 Wheeled Excavator Specifications

Attachments Offering Guide – Europe (continued)

Not all attachments are available in all regions. Consult your Cat dealer for configurations available in your region.

Match

No Match

TRS14-S60 ATTACHMENTS

Undercarriage		Front Blade; Rear Outriggers					
Counterweight		3700 kg (8,157 lb)					
Boom Type		Variable Adjustable			One-Piece		
Stick Length		2200 mm (7'3")	2500 mm (8'2")	2900 mm (9'6")	2200 mm (7'3")	2500 mm (8'2")	2900 mm (9'6")
Hydraulic Hammers	H110 GC S	✓	✓	✓	✓	✓	✓
	H110 S	✓	✓	✓	✓	✓	✓
	H115 GC S		✓	✓	✓	✓	✓
	H115 S	✓	✓	✓	✓	✓	✓
Demolition and Sorting Grapples	G210 GC	✓	✓	✓	✓	✓	✓
	G213 GC	✓	✓	✓	✓	✓	✓
Compactors (Vibratory Plate)	CVP75	✓	✓	✓	✓	✓	✓

TRS14-S60 ATTACHMENTS (continued)

Undercarriage		Front Blade; Rear Outriggers					
Counterweight		4200 kg (9,259 lb)					
Boom Type		Variable Adjustable			One-Piece		
Stick Length		2200 mm (7'3")	2500 mm (8'2")	2900 mm (9'6")	2200 mm (7'3")	2500 mm (8'2")	2900 mm (9'6")
Hydraulic Hammers	H110 GC S	✓	✓	✓	✓	✓	✓
	H110 S	✓	✓	✓	✓	✓	✓
	H115 GC S		✓	✓	✓	✓	✓
	H115 S	✓	✓	✓	✓	✓	✓
Demolition and Sorting Grapples	G210 GC	✓	✓	✓	✓	✓	✓
	G213 GC	✓	✓	✓	✓	✓	✓
Compactors (Vibratory Plate)	CVP75	✓	✓	✓	✓	✓	✓

(continued on next page)

M318 Wheeled Excavator Specifications

Attachments Offering Guide – Europe (continued)

Not all attachments are available in all regions. Consult your Cat dealer for configurations available in your region.

Match

No Match

TRS14-S60 ATTACHMENTS (continued)

Undercarriage		Front and Rear Outriggers					
Counterweight		3700 kg (8,157 lb)					
Boom Type		Variable Adjustable			One-Piece		
Stick Length		2200 mm (7'3")	2500 mm (8'2")	2900 mm (9'6")	2200 mm (7'3")	2500 mm (8'2")	2900 mm (9'6")
Hydraulic Hammers	H110 GC S	✓	✓	✓	✓	✓	✓
	H110 S	✓	✓	✓	✓	✓	✓
	H115 GC S		✓	✓	✓	✓	✓
	H115 S	✓	✓	✓	✓	✓	✓
Demolition and Sorting Grapples	G210 GC	✓	✓	✓	✓	✓	✓
	G213 GC	✓	✓	✓	✓	✓	✓
Compactors (Vibratory Plate)	CVP75	✓	✓	✓	✓	✓	✓

TRS14-S60 ATTACHMENTS (continued)

Undercarriage		Front and Rear Outriggers					
Counterweight		4200 kg (9,259 lb)					
Boom Type		Variable Adjustable			One-Piece		
Stick Length		2200 mm (7'3")	2500 mm (8'2")	2900 mm (9'6")	2200 mm (7'3")	2500 mm (8'2")	2900 mm (9'6")
Hydraulic Hammers	H110 GC S	✓	✓	✓	✓	✓	✓
	H110 S	✓	✓	✓	✓	✓	✓
	H115 GC S		✓	✓	✓	✓	✓
	H115 S	✓	✓	✓	✓	✓	✓
Demolition and Sorting Grapples	G210 GC	✓	✓	✓	✓	✓	✓
	G213 GC	✓	✓	✓	✓	✓	✓
Compactors (Vibratory Plate)	CVP75	✓	✓	✓	✓	✓	✓

(continued on next page)

M318 Wheeled Excavator Specifications

Attachments Offering Guide – Europe (continued)

Not all attachments are available in all regions. Consult your Cat dealer for configurations available in your region.

Match

No Match

TRS14-S60 ATTACHMENTS (continued)

Undercarriage		Front Outriggers; Rear (parallel) Blade					
Counterweight		3700 kg (8,157 lb)					
Boom Type		Variable Adjustable			One-Piece		
Stick Length		2200 mm (7'3")	2500 mm (8'2")	2900 mm (9'6")	2200 mm (7'3")	2500 mm (8'2")	2900 mm (9'6")
Hydraulic Hammers	H110 GC S	✓	✓	✓	✓	✓	✓
	H110 S	✓	✓	✓	✓	✓	✓
	H115 GC S		✓	✓	✓	✓	✓
	H115 S	✓	✓	✓	✓	✓	✓
Demolition and Sorting Grapples	G210 GC	✓	✓	✓	✓	✓	✓
	G213 GC	✓	✓	✓	✓	✓	✓
Compactors (Vibratory Plate)	CVP75	✓	✓	✓	✓	✓	✓

TRS14-S60 ATTACHMENTS (continued)

Undercarriage		Front Outriggers; Rear (parallel) Blade					
Counterweight		4200 kg (9,259 lb)					
Boom Type		Variable Adjustable			One-Piece		
Stick Length		2200 mm (7'3")	2500 mm (8'2")	2900 mm (9'6")	2200 mm (7'3")	2500 mm (8'2")	2900 mm (9'6")
Hydraulic Hammers	H110 GC S	✓	✓	✓	✓	✓	✓
	H110 S	✓	✓	✓	✓	✓	✓
	H115 GC S		✓	✓	✓	✓	✓
	H115 S	✓	✓	✓	✓	✓	✓
Demolition and Sorting Grapples	G210 GC	✓	✓	✓	✓	✓	✓
	G213 GC	✓	✓	✓	✓	✓	✓
Compactors (Vibratory Plate)	CVP75	✓	✓	✓	✓	✓	✓

(continued on next page)

M318 Wheeled Excavator Specifications

Attachments Offering Guide – Europe (continued)

Not all attachments are available in all regions. Consult your Cat dealer for configurations available in your region.

Match

No Match

TRS14-S60 ATTACHMENTS (continued)

Undercarriage		Front Outriggers; Rear (radial) Blade					
Counterweight		3700 kg (8,157 lb)					
Boom Type		Variable Adjustable			One-Piece		
Stick Length		2200 mm (7'3")	2500 mm (8'2")	2900 mm (9'6")	2200 mm (7'3")	2500 mm (8'2")	2900 mm (9'6")
Hydraulic Hammers	H110 GC S	✓	✓	✓	✓	✓	✓
	H110 S	✓	✓	✓	✓	✓	✓
	H115 GC S		✓	✓	✓	✓	✓
	H115 S	✓	✓	✓	✓	✓	✓
Demolition and Sorting Grapples	G210 GC	✓	✓	✓	✓	✓	✓
	G213 GC	✓	✓	✓	✓	✓	✓
Compactors (Vibratory Plate)	CVP75	✓	✓	✓	✓	✓	✓

TRS14-S60 ATTACHMENTS (continued)

Undercarriage		Front Outriggers; Rear (radial) Blade					
Counterweight		4200 kg (9,259 lb)					
Boom Type		Variable Adjustable			One-Piece		
Stick Length		2200 mm (7'3")	2500 mm (8'2")	2900 mm (9'6")	2200 mm (7'3")	2500 mm (8'2")	2900 mm (9'6")
Hydraulic Hammers	H110 GC S	✓	✓	✓	✓	✓	✓
	H110 S	✓	✓	✓	✓	✓	✓
	H115 GC S		✓	✓	✓	✓	✓
	H115 S	✓	✓	✓	✓	✓	✓
Demolition and Sorting Grapples	G210 GC	✓	✓	✓	✓	✓	✓
	G213 GC	✓	✓	✓	✓	✓	✓
Compactors (Vibratory Plate)	CVP75	✓	✓	✓	✓	✓	✓

(continued on next page)

M318 Wheeled Excavator Specifications

Attachments Offering Guide – Europe (continued)

Not all attachments are available in all regions. Consult your Cat dealer for configurations available in your region.

Match

No Match

TRS14-S60 ATTACHMENTS (continued)

Undercarriage		Front Outriggers; Rear Blade (wide undercarriage)					
Counterweight		3700 kg (8,157 lb)					
Boom Type		Variable Adjustable			One-Piece		
Stick Length		2200 mm (7'3")	2500 mm (8'2")	2900 mm (9'6")	2200 mm (7'3")	2500 mm (8'2")	2900 mm (9'6")
Hydraulic Hammers	H110 GC S	✓	✓	✓	✓	✓	✓
	H110 S	✓	✓	✓	✓	✓	✓
	H115 GC S		✓	✓	✓	✓	✓
	H115 S	✓	✓	✓	✓	✓	✓
Demolition and Sorting Grapples	G210 GC	✓	✓	✓	✓	✓	✓
	G213 GC	✓	✓	✓	✓	✓	✓
Compactors (Vibratory Plate)	CVP75	✓	✓	✓	✓	✓	✓

TRS14-S60 ATTACHMENTS (continued)

Undercarriage		Front Outriggers; Rear Blade (wide undercarriage)					
Counterweight		4200 kg (9,259 lb)					
Boom Type		Variable Adjustable			One-Piece		
Stick Length		2200 mm (7'3")	2500 mm (8'2")	2900 mm (9'6")	2200 mm (7'3")	2500 mm (8'2")	2900 mm (9'6")
Hydraulic Hammers	H110 GC S	✓	✓	✓	✓	✓	✓
	H110 S	✓	✓	✓	✓	✓	✓
	H115 GC S		✓	✓	✓	✓	✓
	H115 S	✓	✓	✓	✓	✓	✓
Demolition and Sorting Grapples	G210 GC	✓	✓	✓	✓	✓	✓
	G213 GC	✓	✓	✓	✓	✓	✓
Compactors (Vibratory Plate)	CVP75	✓	✓	✓	✓	✓	✓

(continued on next page)

M318 Wheeled Excavator Specifications

Attachments Offering Guide – Europe (continued)

Not all attachments are available in all regions. Consult your Cat dealer for configurations available in your region.

Match

* Working range front only

No Match

TRS14-S60 ATTACHMENTS (continued)

Undercarriage		Rear (parallel) Blade					
Counterweight		3700 kg (8,157 lb)					
Boom Type		Variable Adjustable			One-Piece		
Stick Length		2200 mm (7'3")	2500 mm (8'2")	2900 mm (9'6")	2200 mm (7'3")	2500 mm (8'2")	2900 mm (9'6")
Hydraulic Hammers	H110 GC S	✓	✓	✓*	✓	✓	✓
	H110 S	✓	✓	✓	✓	✓	✓
	H115 GC S				✓	✓*	
	H115 S	✓	✓	✓*	✓	✓	✓
Demolition and Sorting Grapples	G210 GC	✓	✓	✓*	✓	✓	✓
	G213 GC	✓	✓*		✓	✓	✓*
Compactors (Vibratory Plate)	CVP75	✓	✓	✓	✓	✓	✓

TRS14-S60 ATTACHMENTS (continued)

Undercarriage		Rear (parallel) Blade					
Counterweight		4200 kg (9,259 lb)					
Boom Type		Variable Adjustable			One-Piece		
Stick Length		2200 mm (7'3")	2500 mm (8'2")	2900 mm (9'6")	2200 mm (7'3")	2500 mm (8'2")	2900 mm (9'6")
Hydraulic Hammers	H110 GC S	✓	✓	✓	✓	✓	✓
	H110 S	✓	✓	✓	✓	✓	✓
	H115 GC S		✓	✓*	✓	✓	✓*
	H115 S	✓	✓	✓	✓	✓	✓
Demolition and Sorting Grapples	G210 GC	✓	✓	✓	✓	✓	✓
	G213 GC	✓	✓	✓*	✓	✓	✓
Compactors (Vibratory Plate)	CVP75	✓	✓	✓	✓	✓	✓

(continued on next page)

M318 Wheeled Excavator Specifications

Attachments Offering Guide – Europe (continued)

Not all attachments are available in all regions. Consult your Cat dealer for configurations available in your region.

Match

* Working range front only

No Match

TRS14-S60 ATTACHMENTS (continued)

Undercarriage		Rear (radial) Blade					
Counterweight		3700 kg (8,157 lb)					
Boom Type		Variable Adjustable			One-Piece		
Stick Length		2200 mm (7'3")	2500 mm (8'2")	2900 mm (9'6")	2200 mm (7'3")	2500 mm (8'2")	2900 mm (9'6")
Hydraulic Hammers	H110 GC S	✓	✓	✓*	✓	✓	✓
	H110 S	✓	✓	✓	✓	✓	✓
	H115 GC S		✓*		✓	✓*	
	H115 S	✓	✓	✓*	✓	✓	✓
Demolition and Sorting Grapples	G210 GC	✓	✓	✓*	✓	✓	✓
	G213 GC	✓	✓*		✓	✓	✓*
Compactors (Vibratory Plate)	CVP75	✓	✓	✓	✓	✓	✓

TRS14-S60 ATTACHMENTS (continued)

Undercarriage		Rear (radial) Blade					
Counterweight		4200 kg (9,259 lb)					
Boom Type		Variable Adjustable			One-Piece		
Stick Length		2200 mm (7'3")	2500 mm (8'2")	2900 mm (9'6")	2200 mm (7'3")	2500 mm (8'2")	2900 mm (9'6")
Hydraulic Hammers	H110 GC S	✓	✓	✓	✓	✓	✓
	H110 S	✓	✓	✓	✓	✓	✓
	H115 GC S		✓	✓*	✓	✓	✓
	H115 S	✓	✓	✓	✓	✓	✓
Demolition and Sorting Grapples	G210 GC	✓	✓	✓	✓	✓	✓
	G213 GC	✓	✓	✓*	✓	✓	✓
Compactors (Vibratory Plate)	CVP75	✓	✓	✓	✓	✓	✓

(continued on next page)

M318 Wheeled Excavator Specifications

Attachments Offering Guide – Europe (continued)

Not all attachments are available in all regions. Consult your Cat dealer for configurations available in your region.

Match

* Working range front only

No Match

TRS14-S60 ATTACHMENTS (continued)

Undercarriage		Rear Blade (wide undercarriage)					
Counterweight		3700 kg (8,157 lb)					
Boom Type		Variable Adjustable			One-Piece		
Stick Length		2200 mm (7'3")	2500 mm (8'2")	2900 mm (9'6")	2200 mm (7'3")	2500 mm (8'2")	2900 mm (9'6")
Hydraulic Hammers	H110 GC S	✓	✓	✓	✓	✓	✓
	H110 S	✓	✓	✓	✓	✓	✓
	H115 GC S		✓	✓*	✓	✓	✓
	H115 S	✓	✓	✓	✓	✓	✓
Demolition and Sorting Grapples	G210 GC	✓	✓	✓	✓	✓	✓
	G213 GC	✓	✓	✓	✓	✓	✓
Compactors (Vibratory Plate)	CVP75	✓	✓	✓	✓	✓	✓

TRS14-S60 ATTACHMENTS (continued)

Undercarriage		Rear Blade (wide undercarriage)					
Counterweight		4200 kg (9,259 lb)					
Boom Type		Variable Adjustable			One-Piece		
Stick Length		2200 mm (7'3")	2500 mm (8'2")	2900 mm (9'6")	2200 mm (7'3")	2500 mm (8'2")	2900 mm (9'6")
Hydraulic Hammers	H110 GC S	✓	✓	✓	✓	✓	✓
	H110 S	✓	✓	✓	✓	✓	✓
	H115 GC S		✓	✓	✓	✓	✓
	H115 S	✓	✓	✓	✓	✓	✓
Demolition and Sorting Grapples	G210 GC	✓	✓	✓	✓	✓	✓
	G213 GC	✓	✓	✓	✓	✓	✓
Compactors (Vibratory Plate)	CVP75	✓	✓	✓	✓	✓	✓

(continued on next page)

M318 Wheeled Excavator Specifications

Attachments Offering Guide – Australia and New Zealand

Not all attachments are available in all regions. Consult your Cat dealer for configurations available in your region.

Match

PIN-ON ATTACHMENTS

Undercarriage		Front Blade; Rear Outriggers					
Counterweight		3700 kg (8,157 lb)					
Boom Type		Variable Adjustable			One-Piece		
Stick Length		2200 mm (7'3")	2500 mm (8'2")	2900 mm (9'6")	2200 mm (7'3")	2500 mm (8'2")	2900 mm (9'6")
Hydraulic Hammers	H110 S	✓	✓	✓	✓	✓	✓
	H115 GC	✓	✓	✓	✓	✓	✓
	H115 GC S	✓	✓	✓	✓	✓	✓
	H115 S	✓	✓	✓	✓	✓	✓
Demolition and Sorting Grapples	G314	✓	✓	✓	✓	✓	✓
Mobile Scrap and Demolition Shears	S3015	✓	✓	✓	✓	✓	✓

PIN-ON ATTACHMENTS (continued)

Undercarriage		Front Blade; Rear Outriggers					
Counterweight		4200 kg (9,259 lb)					
Boom Type		Variable Adjustable			One-Piece		
Stick Length		2200 mm (7'3")	2500 mm (8'2")	2900 mm (9'6")	2200 mm (7'3")	2500 mm (8'2")	2900 mm (9'6")
Hydraulic Hammers	H110 S	✓	✓	✓	✓	✓	✓
	H115 GC	✓	✓	✓	✓	✓	✓
	H115 GC S	✓	✓	✓	✓	✓	✓
	H115 S	✓	✓	✓	✓	✓	✓
Demolition and Sorting Grapples	G314	✓	✓	✓	✓	✓	✓
Mobile Scrap and Demolition Shears	S3015	✓	✓	✓	✓	✓	✓

(continued on next page)

M318 Wheeled Excavator Specifications

Attachments Offering Guide – Australia and New Zealand (continued)

Not all attachments are available in all regions. Consult your Cat dealer for configurations available in your region.

Match

PIN-ON ATTACHMENTS (continued)

Undercarriage		Front and Rear Outriggers					
Counterweight		3700 kg (8,157 lb)					
Boom Type		Variable Adjustable			One-Piece		
Stick Length		2200 mm (7'3")	2500 mm (8'2")	2900 mm (9'6")	2200 mm (7'3")	2500 mm (8'2")	2900 mm (9'6")
Hydraulic Hammers	H110 S	✓	✓	✓	✓	✓	✓
	H115 GC	✓	✓	✓	✓	✓	✓
	H115 GC S	✓	✓	✓	✓	✓	✓
	H115 S	✓	✓	✓	✓	✓	✓
Demolition and Sorting Grapples	G314	✓	✓	✓	✓	✓	✓
Mobile Scrap and Demolition Shears	S3015	✓	✓	✓	✓	✓	✓

PIN-ON ATTACHMENTS (continued)

Undercarriage		Front and Rear Outriggers					
Counterweight		4200 kg (9,259 lb)					
Boom Type		Variable Adjustable			One-Piece		
Stick Length		2200 mm (7'3")	2500 mm (8'2")	2900 mm (9'6")	2200 mm (7'3")	2500 mm (8'2")	2900 mm (9'6")
Hydraulic Hammers	H110 S	✓	✓	✓	✓	✓	✓
	H115 GC	✓	✓	✓	✓	✓	✓
	H115 GC S	✓	✓	✓	✓	✓	✓
	H115 S	✓	✓	✓	✓	✓	✓
Demolition and Sorting Grapples	G314	✓	✓	✓	✓	✓	✓
Mobile Scrap and Demolition Shears	S3015	✓	✓	✓	✓	✓	✓

(continued on next page)

M318 Wheeled Excavator Specifications

Attachments Offering Guide – Australia and New Zealand (continued)

Not all attachments are available in all regions. Consult your Cat dealer for configurations available in your region.

Match

PIN-ON ATTACHMENTS (continued)

Undercarriage		Front Outriggers; Rear Blade (wide undercarriage)					
Counterweight		3700 kg (8,157 lb)					
Boom Type		Variable Adjustable			One-Piece		
Stick Length		2200 mm (7'3")	2500 mm (8'2")	2900 mm (9'6")	2200 mm (7'3")	2500 mm (8'2")	2900 mm (9'6")
Hydraulic Hammers	H110 S	✓	✓	✓	✓	✓	✓
	H115 GC	✓	✓	✓	✓	✓	✓
	H115 GC S	✓	✓	✓	✓	✓	✓
	H115 S	✓	✓	✓	✓	✓	✓
Demolition and Sorting Grapples	G314	✓	✓	✓	✓	✓	✓
Mobile Scrap and Demolition Shears	S3015	✓	✓	✓	✓	✓	✓

PIN-ON ATTACHMENTS (continued)

Undercarriage		Front Outriggers; Rear Blade (wide undercarriage)					
Counterweight		4200 kg (9,259 lb)					
Boom Type		Variable Adjustable			One-Piece		
Stick Length		2200 mm (7'3")	2500 mm (8'2")	2900 mm (9'6")	2200 mm (7'3")	2500 mm (8'2")	2900 mm (9'6")
Hydraulic Hammers	H110 S	✓	✓	✓	✓	✓	✓
	H115 GC	✓	✓	✓	✓	✓	✓
	H115 GC S	✓	✓	✓	✓	✓	✓
	H115 S	✓	✓	✓	✓	✓	✓
Demolition and Sorting Grapples	G314	✓	✓	✓	✓	✓	✓
Mobile Scrap and Demolition Shears	S3015	✓	✓	✓	✓	✓	✓

(continued on next page)

M318 Wheeled Excavator Specifications

Attachments Offering Guide – Australia and New Zealand (continued)

Not all attachments are available in all regions. Consult your Cat dealer for configurations available in your region.

Match

PIN-ON ATTACHMENTS (continued)

Undercarriage		Front Outriggers; Rear (parallel) Blade					
Counterweight		3700 kg (8,157 lb)					
Boom Type		Variable Adjustable			One-Piece		
Stick Length		2200 mm (7'3")	2500 mm (8'2")	2900 mm (9'6")	2200 mm (7'3")	2500 mm (8'2")	2900 mm (9'6")
Hydraulic Hammers	H110 S	✓	✓	✓	✓	✓	✓
	H115 GC	✓	✓	✓	✓	✓	✓
	H115 GC S	✓	✓	✓	✓	✓	✓
	H115 S	✓	✓	✓	✓	✓	✓
Demolition and Sorting Grapples	G314	✓	✓	✓	✓	✓	✓
Mobile Scrap and Demolition Shears	S3015	✓	✓	✓	✓	✓	✓

PIN-ON ATTACHMENTS (continued)

Undercarriage		Front Outriggers; Rear (parallel) Blade					
Counterweight		4200 kg (9,259 lb)					
Boom Type		Variable Adjustable			One-Piece		
Stick Length		2200 mm (7'3")	2500 mm (8'2")	2900 mm (9'6")	2200 mm (7'3")	2500 mm (8'2")	2900 mm (9'6")
Hydraulic Hammers	H110 S	✓	✓	✓	✓	✓	✓
	H115 GC	✓	✓	✓	✓	✓	✓
	H115 GC S	✓	✓	✓	✓	✓	✓
	H115 S	✓	✓	✓	✓	✓	✓
Demolition and Sorting Grapples	G314	✓	✓	✓	✓	✓	✓
Mobile Scrap and Demolition Shears	S3015	✓	✓	✓	✓	✓	✓

(continued on next page)

M318 Wheeled Excavator Specifications

Attachments Offering Guide – Australia and New Zealand (continued)

Not all attachments are available in all regions. Consult your Cat dealer for configurations available in your region.

Match

PIN-ON ATTACHMENTS (continued)

Undercarriage		Front Outriggers; Rear (radial) Blade					
Counterweight		3700 kg (8,157 lb)					
Boom Type		Variable Adjustable			One-Piece		
Stick Length		2200 mm (7'3")	2500 mm (8'2")	2900 mm (9'6")	2200 mm (7'3")	2500 mm (8'2")	2900 mm (9'6")
Hydraulic Hammers	H110 S	✓	✓	✓	✓	✓	✓
	H115 GC	✓	✓	✓	✓	✓	✓
	H115 GC S	✓	✓	✓	✓	✓	✓
	H115 S	✓	✓	✓	✓	✓	✓
Demolition and Sorting Grapples	G314	✓	✓	✓	✓	✓	✓
Mobile Scrap and Demolition Shears	S3015	✓	✓	✓	✓	✓	✓

PIN-ON ATTACHMENTS (continued)

Undercarriage		Front Outriggers; Rear (radial) Blade					
Counterweight		4200 kg (9,259 lb)					
Boom Type		Variable Adjustable			One-Piece		
Stick Length		2200 mm (7'3")	2500 mm (8'2")	2900 mm (9'6")	2200 mm (7'3")	2500 mm (8'2")	2900 mm (9'6")
Hydraulic Hammers	H110 S	✓	✓	✓	✓	✓	✓
	H115 GC	✓	✓	✓	✓	✓	✓
	H115 GC S	✓	✓	✓	✓	✓	✓
	H115 S	✓	✓	✓	✓	✓	✓
Demolition and Sorting Grapples	G314	✓	✓	✓	✓	✓	✓
Mobile Scrap and Demolition Shears	S3015	✓	✓	✓	✓	✓	✓

(continued on next page)

M318 Wheeled Excavator Specifications

Attachments Offering Guide – Australia and New Zealand (continued)

Not all attachments are available in all regions. Consult your Cat dealer for configurations available in your region.

Match

PIN-ON ATTACHMENTS (continued)

Undercarriage		Rear (parallel) Blade					
Counterweight		3700 kg (8,157 lb)					
Boom Type		Variable Adjustable			One-Piece		
Stick Length		2200 mm (7'3")	2500 mm (8'2")	2900 mm (9'6")	2200 mm (7'3")	2500 mm (8'2")	2900 mm (9'6")
Hydraulic Hammers	H110 S	✓	✓	✓	✓	✓	✓
	H115 GC	✓	✓	✓	✓	✓	✓
	H115 GC S	✓	✓	✓	✓	✓	✓
	H115 S	✓	✓	✓	✓	✓	✓
Demolition and Sorting Grapples	G314	✓	✓	✓	✓	✓	✓
Mobile Scrap and Demolition Shears	S3015	✓	✓	✓	✓	✓	✓

PIN-ON ATTACHMENTS (continued)

Undercarriage		Rear (parallel) Blade					
Counterweight		4200 kg (9,259 lb)					
Boom Type		Variable Adjustable			One-Piece		
Stick Length		2200 mm (7'3")	2500 mm (8'2")	2900 mm (9'6")	2200 mm (7'3")	2500 mm (8'2")	2900 mm (9'6")
Hydraulic Hammers	H110 S	✓	✓	✓	✓	✓	✓
	H115 GC	✓	✓	✓	✓	✓	✓
	H115 GC S	✓	✓	✓	✓	✓	✓
	H115 S	✓	✓	✓	✓	✓	✓
Demolition and Sorting Grapples	G314	✓	✓	✓	✓	✓	✓
Mobile Scrap and Demolition Shears	S3015	✓	✓	✓	✓	✓	✓

(continued on next page)

M318 Wheeled Excavator Specifications

Attachments Offering Guide – Australia and New Zealand (continued)

Not all attachments are available in all regions. Consult your Cat dealer for configurations available in your region.

Match

PIN-ON ATTACHMENTS (continued)

Undercarriage		Rear (radial) Blade				
Counterweight		3700 kg (8,157 lb)				
Boom Type		Variable Adjustable			One-Piece	
Stick Length		2200 mm (7'3")	2500 mm (8'2")	2900 mm (9'6")	2500 mm (8'2")	2900 mm (9'6")
Hydraulic Hammers	H110 S	✓	✓	✓	✓	✓
	H115 GC	✓	✓	✓	✓	✓
	H115 GC S	✓	✓	✓	✓	✓
	H115 S	✓	✓	✓	✓	✓
Demolition and Sorting Grapples	G314	✓	✓	✓	✓	✓
Mobile Scrap and Demolition Shears	S3015	✓	✓	✓	✓	✓

PIN-ON ATTACHMENTS (continued)

Undercarriage		Rear (radial) Blade					
Counterweight		4200 kg (9,259 lb)					
Boom Type		Variable Adjustable			One-Piece		
Stick Length		2200 mm (7'3")	2500 mm (8'2")	2900 mm (9'6")	2200 mm (7'3")	2500 mm (8'2")	2900 mm (9'6")
Hydraulic Hammers	H110 S	✓	✓	✓	✓	✓	✓
	H115 GC	✓	✓	✓	✓	✓	✓
	H115 GC S	✓	✓	✓	✓	✓	✓
	H115 S	✓	✓	✓	✓	✓	✓
Demolition and Sorting Grapples	G314	✓	✓	✓	✓	✓	✓
Mobile Scrap and Demolition Shears	S3015	✓	✓	✓	✓	✓	✓

(continued on next page)

M318 Wheeled Excavator Specifications

Attachments Offering Guide – Australia and New Zealand (continued)

Not all attachments are available in all regions. Consult your Cat dealer for configurations available in your region.

Match

PIN-ON ATTACHMENTS (continued)

Undercarriage		Rear Blade (wide undercarriage)					
Counterweight		3700 kg (8,157 lb)					
Boom Type		Variable Adjustable			One-Piece		
Stick Length		2200 mm (7'3")	2500 mm (8'2")	2900 mm (9'6")	2200 mm (7'3")	2500 mm (8'2")	2900 mm (9'6")
Hydraulic Hammers	H110 S	✓	✓	✓	✓	✓	✓
	H115 GC	✓	✓	✓	✓	✓	✓
	H115 GC S	✓	✓	✓	✓	✓	✓
	H115 S	✓	✓	✓	✓	✓	✓
Demolition and Sorting Grapples	G314	✓	✓	✓	✓	✓	✓
Mobile Scrap and Demolition Shears	S3015	✓	✓	✓	✓	✓	✓

PIN-ON ATTACHMENTS (continued)

Undercarriage		Rear Blade (wide undercarriage)					
Counterweight		4200 kg (9,259 lb)					
Boom Type		Variable Adjustable			One-Piece		
Stick Length		2200 mm (7'3")	2500 mm (8'2")	2900 mm (9'6")	2200 mm (7'3")	2500 mm (8'2")	2900 mm (9'6")
Hydraulic Hammers	H110 S	✓	✓	✓	✓	✓	✓
	H115 GC	✓	✓	✓	✓	✓	✓
	H115 GC S	✓	✓	✓	✓	✓	✓
	H115 S	✓	✓	✓	✓	✓	✓
Demolition and Sorting Grapples	G314	✓	✓	✓	✓	✓	✓
Mobile Scrap and Demolition Shears	S3015	✓	✓	✓	✓	✓	✓

(continued on next page)

M318 Wheeled Excavator Specifications

Attachments Offering Guide – Australia and New Zealand *(continued)*

Not all attachments are available in all regions. Consult your Cat dealer for configurations available in your region.

Match

CAT PIN GRABBER COUPLER ATTACHMENTS

Undercarriage		Front Blade; Rear Outriggers					
Counterweight		3700 kg (8,157 lb)					
Boom Type		Variable Adjustable			One-Piece		
Stick Length		2200 mm (7'3")	2500 mm (8'2")	2900 mm (9'6")	2200 mm (7'3")	2500 mm (8'2")	2900 mm (9'6")
Hydraulic Hammers	H110 S	✓	✓	✓	✓	✓	✓
	H115 GC	✓	✓	✓	✓	✓	✓
	H115 GC S	✓	✓	✓	✓	✓	✓
	H115 S	✓	✓	✓	✓	✓	✓
Demolition and Sorting Grapples	G314	✓	✓	✓	✓	✓	✓
Mobile Scrap and Demolition Shears	S3015	✓	✓	✓	✓	✓	✓

CAT PIN GRABBER COUPLER ATTACHMENTS *(continued)*

Undercarriage		Front Blade; Rear Outriggers					
Counterweight		4200 kg (9,259 lb)					
Boom Type		Variable Adjustable			One-Piece		
Stick Length		2200 mm (7'3")	2500 mm (8'2")	2900 mm (9'6")	2200 mm (7'3")	2500 mm (8'2")	2900 mm (9'6")
Hydraulic Hammers	H110 S	✓	✓	✓	✓	✓	✓
	H115 GC	✓	✓	✓	✓	✓	✓
	H115 GC S	✓	✓	✓	✓	✓	✓
	H115 S	✓	✓	✓	✓	✓	✓
Demolition and Sorting Grapples	G314	✓	✓	✓	✓	✓	✓
Mobile Scrap and Demolition Shears	S3015	✓	✓	✓	✓	✓	✓

(continued on next page)

M318 Wheeled Excavator Specifications

Attachments Offering Guide – Australia and New Zealand (continued)

Not all attachments are available in all regions. Consult your Cat dealer for configurations available in your region.

Match

CAT PIN GRABBER COUPLER ATTACHMENTS (continued)

Undercarriage		Front and Rear Outriggers					
Counterweight		3700 kg (8,157 lb)					
Boom Type		Variable Adjustable			One-Piece		
Stick Length		2200 mm (7'3")	2500 mm (8'2")	2900 mm (9'6")	2200 mm (7'3")	2500 mm (8'2")	2900 mm (9'6")
Hydraulic Hammers	H110 S	✓	✓	✓	✓	✓	✓
	H115 GC	✓	✓	✓	✓	✓	✓
	H115 GC S	✓	✓	✓	✓	✓	✓
	H115 S	✓	✓	✓	✓	✓	✓
Demolition and Sorting Grapples	G314	✓	✓	✓	✓	✓	✓
Mobile Scrap and Demolition Shears	S3015	✓	✓	✓	✓	✓	✓

CAT PIN GRABBER COUPLER ATTACHMENTS (continued)

Undercarriage		Front and Rear Outriggers					
Counterweight		4200 kg (9,259 lb)					
Boom Type		Variable Adjustable			One-Piece		
Stick Length		2200 mm (7'3")	2500 mm (8'2")	2900 mm (9'6")	2200 mm (7'3")	2500 mm (8'2")	2900 mm (9'6")
Hydraulic Hammers	H110 S	✓	✓	✓	✓	✓	✓
	H115 GC	✓	✓	✓	✓	✓	✓
	H115 GC S	✓	✓	✓	✓	✓	✓
	H115 S	✓	✓	✓	✓	✓	✓
Demolition and Sorting Grapples	G314	✓	✓	✓	✓	✓	✓
Mobile Scrap and Demolition Shears	S3015	✓	✓	✓	✓	✓	✓

(continued on next page)

M318 Wheeled Excavator Specifications

Attachments Offering Guide – Australia and New Zealand (continued)

Not all attachments are available in all regions. Consult your Cat dealer for configurations available in your region.

Match

CAT PIN GRABBER COUPLER ATTACHMENTS (continued)

Undercarriage		Front Outriggers; Rear Blade (wide undercarriage)					
Counterweight		3700 kg (8,157 lb)					
Boom Type		Variable Adjustable			One-Piece		
Stick Length		2200 mm (7'3")	2500 mm (8'2")	2900 mm (9'6")	2200 mm (7'3")	2500 mm (8'2")	2900 mm (9'6")
Hydraulic Hammers	H110 S	✓	✓	✓	✓	✓	✓
	H115 GC	✓	✓	✓	✓	✓	✓
	H115 GC S	✓	✓	✓	✓	✓	✓
	H115 S	✓	✓	✓	✓	✓	✓
Demolition and Sorting Grapples	G314	✓	✓	✓	✓	✓	✓
Mobile Scrap and Demolition Shears	S3015	✓	✓	✓	✓	✓	✓

CAT PIN GRABBER COUPLER ATTACHMENTS (continued)

Undercarriage		Front Outriggers; Rear Blade (wide undercarriage)					
Counterweight		4200 kg (9,259 lb)					
Boom Type		Variable Adjustable			One-Piece		
Stick Length		2200 mm (7'3")	2500 mm (8'2")	2900 mm (9'6")	2200 mm (7'3")	2500 mm (8'2")	2900 mm (9'6")
Hydraulic Hammers	H110 S	✓	✓	✓	✓	✓	✓
	H115 GC	✓	✓	✓	✓	✓	✓
	H115 GC S	✓	✓	✓	✓	✓	✓
	H115 S	✓	✓	✓	✓	✓	✓
Demolition and Sorting Grapples	G314	✓	✓	✓	✓	✓	✓
Mobile Scrap and Demolition Shears	S3015	✓	✓	✓	✓	✓	✓

(continued on next page)

M318 Wheeled Excavator Specifications

Attachments Offering Guide – Australia and New Zealand (continued)

Not all attachments are available in all regions. Consult your Cat dealer for configurations available in your region.

Match

CAT PIN GRABBER COUPLER ATTACHMENTS (continued)

Undercarriage		Front Outriggers; Rear (parallel) Blade					
Counterweight		3700 kg (8,157 lb)					
Boom Type		Variable Adjustable			One-Piece		
Stick Length		2200 mm (7'3")	2500 mm (8'2")	2900 mm (9'6")	2200 mm (7'3")	2500 mm (8'2")	2900 mm (9'6")
Hydraulic Hammers	H110 S	✓	✓	✓	✓	✓	✓
	H115 GC	✓	✓	✓	✓	✓	✓
	H115 GC S	✓	✓	✓	✓	✓	✓
	H115 S	✓	✓	✓	✓	✓	✓
Demolition and Sorting Grapples	G314	✓	✓	✓	✓	✓	✓
Mobile Scrap and Demolition Shears	S3015	✓	✓	✓	✓	✓	✓

CAT PIN GRABBER COUPLER ATTACHMENTS (continued)

Undercarriage		Front Outriggers; Rear (parallel) Blade					
Counterweight		4200 kg (9,259 lb)					
Boom Type		Variable Adjustable			One-Piece		
Stick Length		2200 mm (7'3")	2500 mm (8'2")	2900 mm (9'6")	2200 mm (7'3")	2500 mm (8'2")	2900 mm (9'6")
Hydraulic Hammers	H110 S	✓	✓	✓	✓	✓	✓
	H115 GC	✓	✓	✓	✓	✓	✓
	H115 GC S	✓	✓	✓	✓	✓	✓
	H115 S	✓	✓	✓	✓	✓	✓
Demolition and Sorting Grapples	G314	✓	✓	✓	✓	✓	✓
Mobile Scrap and Demolition Shears	S3015	✓	✓	✓	✓	✓	✓

(continued on next page)

M318 Wheeled Excavator Specifications

Attachments Offering Guide – Australia and New Zealand (continued)

Not all attachments are available in all regions. Consult your Cat dealer for configurations available in your region.

Match

CAT PIN GRABBER COUPLER ATTACHMENTS (continued)

Undercarriage		Front Outriggers; Rear (radial) blade					
Counterweight		3700 kg (8,157 lb)					
Boom Type		Variable Adjustable			One-Piece		
Stick Length		2200 mm (7'3")	2500 mm (8'2")	2900 mm (9'6")	2200 mm (7'3")	2500 mm (8'2")	2900 mm (9'6")
Hydraulic Hammers	H110 S	✓	✓	✓	✓	✓	✓
	H115 GC	✓	✓	✓	✓	✓	✓
	H115 GC S	✓	✓	✓	✓	✓	✓
	H115 S	✓	✓	✓	✓	✓	✓
Demolition and Sorting Grapples	G314	✓	✓	✓	✓	✓	✓
Mobile Scrap and Demolition Shears	S3015	✓	✓	✓	✓	✓	✓

CAT PIN GRABBER COUPLER ATTACHMENTS (continued)

Undercarriage		Front Blade; Rear Outriggers					
Counterweight		4200 kg (9,259 lb)					
Boom Type		Variable Adjustable			One-Piece		
Stick Length		2200 mm (7'3")	2500 mm (8'2")	2900 mm (9'6")	2200 mm (7'3")	2500 mm (8'2")	2900 mm (9'6")
Hydraulic Hammers	H110 S	✓	✓	✓	✓	✓	✓
	H115 GC	✓	✓	✓	✓	✓	✓
	H115 GC S	✓	✓	✓	✓	✓	✓
	H115 S	✓	✓	✓	✓	✓	✓
Demolition and Sorting Grapples	G314	✓	✓	✓	✓	✓	✓
Mobile Scrap and Demolition Shears	S3015	✓	✓	✓	✓	✓	✓

(continued on next page)

M318 Wheeled Excavator Specifications

Attachments Offering Guide – Australia and New Zealand (continued)

Not all attachments are available in all regions. Consult your Cat dealer for configurations available in your region.

Match

* Working range front only

No Match

CAT PIN GRABBER COUPLER ATTACHMENTS (continued)

Undercarriage		Rear (parallel) Blade					
Counterweight		3700 kg (8,157 lb)					
Boom Type		Variable Adjustable			One-Piece		
Stick Length		2200 mm (7'3")	2500 mm (8'2")	2900 mm (9'6")	2200 mm (7'3")	2500 mm (8'2")	2900 mm (9'6")
Hydraulic Hammers	H110 S	✓	✓	✓	✓	✓	✓
	H115 GC	✓	✓	✓*	✓	✓	✓
	H115 GC S	✓	✓	✓*	✓	✓	✓
	H115 S	✓	✓	✓	✓	✓	✓
Demolition and Sorting Grapples	G314	✓*			✓	✓*	
Mobile Scrap and Demolition Shears	S3015	✓	✓*		✓	✓	✓*

CAT PIN GRABBER COUPLER ATTACHMENTS (continued)

Undercarriage		Rear (parallel) Blade					
Counterweight		4200 kg (9,259 lb)					
Boom Type		Variable Adjustable			One-Piece		
Stick Length		2200 mm (7'3")	2500 mm (8'2")	2900 mm (9'6")	2200 mm (7'3")	2500 mm (8'2")	2900 mm (9'6")
Hydraulic Hammers	H110 S	✓	✓	✓	✓	✓	✓
	H115 GC	✓	✓	✓	✓	✓	✓
	H115 GC S	✓	✓	✓	✓	✓	✓
	H115 S	✓	✓	✓	✓	✓	✓
Demolition and Sorting Grapples	G314	✓	✓	✓*	✓	✓	✓*
Mobile Scrap and Demolition Shears	S3015	✓	✓	✓*	✓	✓	✓

(continued on next page)

M318 Wheeled Excavator Specifications

Attachments Offering Guide – Australia and New Zealand (continued)

Not all attachments are available in all regions. Consult your Cat dealer for configurations available in your region.

Match * Working range front only No Match

CAT PIN GRABBER COUPLER ATTACHMENTS (continued)

Undercarriage		Rear (radial) Blade				
Counterweight		3700 kg (8,157 lb)				
Boom Type		Variable Adjustable			One-Piece	
Stick Length		2200 mm (7'3")	2500 mm (8'2")	2900 mm (9'6")	2500 mm (8'2")	2900 mm (9'6")
Hydraulic Hammers	H110 S	✓	✓	✓	✓	✓
	H115 GC	✓	✓	✓*	✓	✓
	H115 GC S	✓	✓	✓*	✓	✓
	H115 S	✓	✓	✓	✓	✓
Demolition and Sorting Grapples	G314	✓*			✓*	
Mobile Scrap and Demolition Shears	S3015	✓	✓*		✓	✓*

CAT PIN GRABBER COUPLER ATTACHMENTS (continued)

Undercarriage		Rear (radial) Blade					
Counterweight		4200 kg (9,259 lb)					
Boom Type		Variable Adjustable			One-Piece		
Stick Length		2200 mm (7'3")	2500 mm (8'2")	2900 mm (9'6")	2200 mm (7'3")	2500 mm (8'2")	2900 mm (9'6")
Hydraulic Hammers	H110 S	✓	✓	✓	✓	✓	✓
	H115 GC	✓	✓	✓	✓	✓	✓
	H115 GC S	✓	✓	✓	✓	✓	✓
	H115 S	✓	✓	✓	✓	✓	✓
Demolition and Sorting Grapples	G314	✓	✓	✓*	✓	✓	✓*
Mobile Scrap and Demolition Shears	S3015	✓	✓	✓*	✓	✓	✓

(continued on next page)

M318 Wheeled Excavator Specifications

Attachments Offering Guide – Australia and New Zealand (continued)

Not all attachments are available in all regions. Consult your Cat dealer for configurations available in your region.

Match

* Working range front only

CAT PIN GRABBER COUPLER ATTACHMENTS (continued)

Undercarriage		Rear Blade (wide undercarriage)					
Counterweight		3700 kg (8,157 lb)					
Boom Type		Variable Adjustable			One-Piece		
Stick Length		2200 mm (7'3")	2500 mm (8'2")	2900 mm (9'6")	2200 mm (7'3")	2500 mm (8'2")	2900 mm (9'6")
Hydraulic Hammers	H110 S	✓	✓	✓	✓	✓	✓
	H115 GC	✓	✓	✓	✓	✓	✓
	H115 GC S	✓	✓	✓	✓	✓	✓
	H115 S	✓	✓	✓	✓	✓	✓
Demolition and Sorting Grapples	G314	✓	✓	✓*	✓	✓	✓
Mobile Scrap and Demolition Shears	S3015	✓	✓	✓	✓	✓	✓

CAT PIN GRABBER COUPLER ATTACHMENTS (continued)

Undercarriage		Rear Blade (wide undercarriage)					
Counterweight		4200 kg (9,259 lb)					
Boom Type		Variable Adjustable			One-Piece		
Stick Length		2200 mm (7'3")	2500 mm (8'2")	2900 mm (9'6")	2200 mm (7'3")	2500 mm (8'2")	2900 mm (9'6")
Hydraulic Hammers	H110 S	✓	✓	✓	✓	✓	✓
	H115 GC	✓	✓	✓	✓	✓	✓
	H115 GC S	✓	✓	✓	✓	✓	✓
	H115 S	✓	✓	✓	✓	✓	✓
Demolition and Sorting Grapples	G314	✓	✓	✓	✓	✓	✓
Mobile Scrap and Demolition Shears	S3015	✓	✓	✓	✓	✓	✓

(continued on next page)

M318 Wheeled Excavator Specifications

Attachments Offering Guide – South Korea

Not all attachments are available in all regions. Consult your Cat dealer for configurations available in your region.

Match

PIN-ON ATTACHMENTS

Undercarriage		Front Blade; Rear Outriggers							
Counterweight		3700 kg (8,157 lb)				4200 kg (9,259 lb)			
Boom Type		Variable Adjustable		One-Piece		Variable Adjustable		One-Piece	
		2200 mm (7'3")	2500 mm (8'2")	2200 mm (7'3")	2500 mm (8'2")	2200 mm (7'3")	2500 mm (8'2")	2200 mm (7'3")	2500 mm (8'2")
Hydraulic Hammers	H115 GC	✓	✓	✓	✓	✓	✓	✓	✓
	H115 GC S	✓	✓	✓	✓	✓	✓	✓	✓

PIN-ON ATTACHMENTS (continued)

Undercarriage		Front and Rear Outriggers							
Counterweight		3700 kg (8,157 lb)				4200 kg (9,259 lb)			
Boom Type		Variable Adjustable		One-Piece		Variable Adjustable		One-Piece	
		2200 mm (7'3")	2500 mm (8'2")	2200 mm (7'3")	2500 mm (8'2")	2200 mm (7'3")	2500 mm (8'2")	2200 mm (7'3")	2500 mm (8'2")
Hydraulic Hammers	H115 GC	✓	✓	✓	✓	✓	✓	✓	✓
	H115 GC S	✓	✓	✓	✓	✓	✓	✓	✓

PIN-ON ATTACHMENTS (continued)

Undercarriage		Front Outriggers; Rear Blade (wide undercarriage)							
Counterweight		3700 kg (8,157 lb)				4200 kg (9,259 lb)			
Boom Type		Variable Adjustable		One-Piece		Variable Adjustable		One-Piece	
		2200 mm (7'3")	2500 mm (8'2")	2200 mm (7'3")	2500 mm (8'2")	2200 mm (7'3")	2500 mm (8'2")	2200 mm (7'3")	2500 mm (8'2")
Hydraulic Hammers	H115 GC	✓	✓	✓	✓	✓	✓	✓	✓
	H115 GC S	✓	✓	✓	✓	✓	✓	✓	✓

PIN-ON ATTACHMENTS (continued)

Undercarriage		Front Outriggers; Rear (parallel) Blade							
Counterweight		3700 kg (8,157 lb)				4200 kg (9,259 lb)			
Boom Type		Variable Adjustable		One-Piece		Variable Adjustable		One-Piece	
		2200 mm (7'3")	2500 mm (8'2")	2200 mm (7'3")	2500 mm (8'2")	2200 mm (7'3")	2500 mm (8'2")	2200 mm (7'3")	2500 mm (8'2")
Hydraulic Hammers	H115 GC	✓	✓	✓	✓	✓	✓	✓	✓
	H115 GC S	✓	✓	✓	✓	✓	✓	✓	✓

M318 Wheeled Excavator Specifications

Attachments Offering Guide – South Korea (continued)

Not all attachments are available in all regions. Consult your Cat dealer for configurations available in your region.

Match

PIN-ON ATTACHMENTS (continued)

Undercarriage		Front Outriggers; Rear (radial) Blade							
Counterweight		3700 kg (8,157 lb)				4200 kg (9,259 lb)			
Boom Type		Variable Adjustable		One-Piece		Variable Adjustable		One-Piece	
		2200 mm (7'3")	2500 mm (8'2")	2200 mm (7'3")	2500 mm (8'2")	2200 mm (7'3")	2500 mm (8'2")	2200 mm (7'3")	2500 mm (8'2")
Hydraulic Hammers	H115 GC	✓	✓	✓	✓	✓	✓	✓	✓
	H115 GC S	✓	✓	✓	✓	✓	✓	✓	✓

PIN-ON ATTACHMENTS (continued)

Undercarriage		Rear (parallel) Blade							
Counterweight		3700 kg (8,157 lb)				4200 kg (9,259 lb)			
Boom Type		Variable Adjustable		One-Piece		Variable Adjustable		One-Piece	
		2200 mm (7'3")	2500 mm (8'2")	2200 mm (7'3")	2500 mm (8'2")	2200 mm (7'3")	2500 mm (8'2")	2200 mm (7'3")	2500 mm (8'2")
Hydraulic Hammers	H115 GC	✓	✓	✓	✓	✓	✓	✓	✓
	H115 GC S	✓	✓	✓	✓	✓	✓	✓	✓

PIN-ON ATTACHMENTS (continued)

Undercarriage		Rear (radial) Blade							
Counterweight		3700 kg (8,157 lb)				4200 kg (9,259 lb)			
Boom Type		Variable Adjustable		One-Piece		Variable Adjustable		One-Piece	
		2200 mm (7'3")	2500 mm (8'2")	2200 mm (7'3")	2500 mm (8'2")	2200 mm (7'3")	2500 mm (8'2")	2200 mm (7'3")	2500 mm (8'2")
Hydraulic Hammers	H115 GC	✓	✓	✓	✓	✓	✓	✓	✓
	H115 GC S	✓	✓	✓	✓	✓	✓	✓	✓

PIN-ON ATTACHMENTS (continued)

Undercarriage		Rear Blade (wide undercarriage)							
Counterweight		3700 kg (8,157 lb)				4200 kg (9,259 lb)			
Boom Type		Variable Adjustable		One-Piece		Variable Adjustable		One-Piece	
		2200 mm (7'3")	2500 mm (8'2")	2200 mm (7'3")	2500 mm (8'2")	2200 mm (7'3")	2500 mm (8'2")	2200 mm (7'3")	2500 mm (8'2")
Hydraulic Hammers	H115 GC	✓	✓	✓	✓	✓	✓	✓	✓
	H115 GC S	✓	✓	✓	✓	✓	✓	✓	✓

M318 Attachments

Dealer Installed Kits and Attachments

Attachments may vary. Consult your Cat dealer for details.

CAB

- 75 mm (3") retractable seat belt

SAFETY AND SECURITY

- Bluetooth® key fob

GUARDS

- Falling object guard system (not compatible with cab light cover, rain protector)
- Mesh guard full front (not compatible with cab light cover, rain protector)

Cab Options

	Deluxe	Premium
Cab structure meeting ISO 12117-2 ROPS (Rollover Protective Structure) standard	●	●
Heated seat with adjustable air suspension	●	X
Heated and cooled seat with semi-automatic adjustable air suspension	X	●
Height-adjustable console, infinite with no tool	●	●
High-resolution 254 mm (10") LCD touch screen monitor	●	●
Mechanical mirror	●	X
Electrical mirror	X	●
Automatic bi-level air conditioner	●	●
Jog dial and shortcut keys for monitor control	●	●
Keyless push-to-start engine control	●	●
51 mm (2") orange seat belt	●	●
Unfastened seat belt warning	●	●
Bluetooth integrated radio (including USB, aux port and microphone)	●	●
2 × 12V DC outlets	●	●
Document storage	●	●
Cup and bottle holders	●	●
Openable two-piece front window (laminated)	●	○
Fixed one-piece front window (P5A classified)	X	○
Parallel wiper with washer	●	●
Fixed glass skylight hatch	●	●
LED dome lights	●	●
Foot illumination	●	●
Roller rear sunscreen	X	●
Rear window emergency exit	●	●
Washable floor mat	●	●
Beacon ready	●	●
FOGS "ready"	●	●
Vandal guards "ready"	●	●
Two LED cab lights	●	●
Rain visor	●	●

- Standard
- Optional
- X Not available

M318 Standard and Optional Equipment

Standard and Optional Equipment

Standard and optional equipment may vary. Consult your Cat dealer for details.

	Standard	Optional		Standard	Optional
ENGINE			HYDRAULIC SYSTEM		
Cat C4.4 Twin Turbo diesel engine (meets Tier 4 Final/Stage V emission standards)	✓		Boom, stick and bucket drift reduction valves	✓	
Power mode selector	✓		Boom/stick lowering check valves		✓
One-touch low idle with automatic engine speed control	✓		Overload warning	✓	
Automatic engine idle shutdown	✓		Electronic main control valve	✓	
Work up to 3000 m (9,842 ft) above sea level without engine power de-rating	✓		Automatic hydraulic oil warm up	✓	
52°C (125°F) high-ambient cooling capacity	✓		Element type main hydraulic filter	✓	
Cold starting capability for -18°C (0°F)	✓		One-slider joysticks		✓
Double element air filter	✓		Two-slider joysticks		✓
Electric fuel priming pump	✓		Advanced Tool Control (one/two way high-pressure flow)		✓
On-demand electric cooling fans with auto-reverse function	✓		Second high pressure auxiliary circuit (one/two way high-pressure flow)		✓
			Medium pressure auxiliary circuit (one/two way medium-pressure flow)		✓
			Heavy lift mode	✓	
			Quick coupler circuit for Cat Pin Grabber and CW-type coupler		✓
			SmartBoom™		✓
			Ride control		✓
			Cat TRS support		✓
			Joystick steering		✓
			Separate dedicated swing pump	✓	
			Automatic swing brake	✓	
			Cat BIO HYDO Advanced biodegradable hydraulic oil		✓
			Adjustable hydraulic aggressiveness	✓	
			Electronic pattern changer	✓	

(continued on next page)

M318 Standard and Optional Equipment

Standard and Optional Equipment *(continued)*

Standard and optional equipment may vary. Consult your Cat dealer for details.

	Standard	Optional		Standard	Optional
UNDERCARRIAGE AND STRUCTURES			BOOM, STICKS AND LINKAGES		
All wheel drive	✓		5205 mm (17'1") Variable Adjustable boom		✓
Automatic brake/axle lock	✓		5100 mm (16'9") One-piece boom		✓
Creeper speed	✓		2200 mm (7'3") stick ⁽¹⁾		✓
Electronic swing and travel lock	✓		2500 mm (8'2") stick		✓
Heavy-duty axles, advanced disc brake system and travel motor, adjustable braking force	✓		2900 mm (9'6") stick ⁽³⁾		✓
Oscillating front axle, lockable, with remote greasing point	✓		Bucket linkage, 316-family with lifting eye		✓
10.00-20 16 PR, dual tires		✓	Bucket linkage, 316-family without lifting eye		✓
315/70R22.5, no gap dual tires ⁽¹⁾		✓	ELECTRICAL SYSTEM		
445/70R 19.5, single tires		✓	LED lights on boom and cab	✓	
Steps with tool box in undercarriage (left and right)	✓		LED lights on chassis (left-hand, right-hand) and counterweight		✓
Two-piece drive shaft	✓		Programmable time-delay LED working lights	✓	
Two speed hydrostatic transmission	✓		Rooding and indicator lights, front and rear	✓	
Rear blade (parallel) undercarriage		✓	Maintenance free batteries	✓	
Rear blade (parallel) undercarriage wide axle gauge		✓	Centralized electrical disconnect switch	✓	
Rear blade (parallel)/front outrigger undercarriage		✓	Electrical refueling pump		✓
Rear blade (parallel)/front outrigger undercarriage wide axle gauge		✓			
Rear Blade Parallel with Trailer		✓			
Front Blade/Rear Outrigger with Trailer		✓			
Rear outrigger/front blade (parallel) undercarriage		✓			
Rear outrigger/front outrigger undercarriage		✓			
Fenders, front and rear, synthetic		✓			
Travel restraint bracket for grapple/clamshell		✓			
3700 kg (8,157 lb) counterweight ⁽²⁾		✓			
4200 kg (9,259 lb) counterweight		✓			

(continued on next page)

⁽¹⁾All regions except North America.

⁽²⁾Europe only.

⁽³⁾All regions except South Korea.

M318 Standard and Optional Equipment

Standard and Optional Equipment *(continued)*

Standard and optional equipment may vary. Consult your Cat dealer for details.

	Standard	Optional		Standard	Optional
TECHNOLOGY			SAFETY AND SECURITY		
Cat Product Link™	✓		Rear and right-side-view cameras		✓
Remote Flash capability	✓		360° visibility		✓
Remote Troubleshoot capability	✓		Wide angle mirrors	✓	
Compatibility with radios and base stations from Trimble		✓	Heated and remotely adjustable mirrors		✓
Capability to install 3D grade systems from Trimble		✓	Travel alarm		✓
Cat Grade with 2D		✓	Signal/warning horn	✓	
Cat Grade with Advanced 2D		✓	Rotating beacon on cab and chassis		✓
Cat Grade with 3D		✓	Cat Asset tracker		✓
Payload		✓	Neutral lever (lock out) for all controls	✓	
2D E-Fence		✓	Ground-level accessible secondary engine shutoff switch in cab	✓	
SERVICE AND MAINTENANCE			Bluetooth receiver	✓	
Sampling ports for Scheduled Oil Sampling (S·O·S SM)	✓		Anti-skid plate and countersunk bolts on service platform	✓	
Automatic lubrication system for implement and swing system		✓			

The following information applies to the machine at the time of final manufacture as configured for sale in the regions covered in this document. The content of this declaration is valid as of the date issued; however, content related to machine features and specifications are subject to change without notice. For additional information, please see the machine's Operation and Maintenance Manual.

For more information on sustainability in action and our progress, please visit <https://www.caterpillar.com/en/company/sustainability>.

Engine

- The Cat® C4.4 engine meets U.S. EPA Tier 4 Final, EU Stage V, and Korea Tier 5 emission standards.
- Cat diesel engines are required to use ULSD (ultra-low sulfur diesel fuel with 15 ppm of sulfur or less) or ULSD blended with the following lower-carbon intensity fuels up to:
 - ✓ 20% biodiesel FAME (fatty acid methyl ester)*
 - ✓ 100% renewable diesel, HVO (hydrogenated vegetable oil) and GTL (gas-to-liquid) fuels
 Refer to guidelines for successful application. Please consult your Cat dealer or "Caterpillar Machine Fluids Recommendations" (SEBU6250) for details.

**Engines with no aftertreatment devices can use higher blends, up to 100% biodiesel.*

Air Conditioning System

- The air conditioning system on this machine contains the fluorinated greenhouse gas refrigerant R134a (Global Warming Potential = 1430). The system contains 0.85 kg (1.9 lb) of refrigerant which has a CO2 equivalent of 1.216 metric tonnes (1.340 tons).

Paint

- Based on best available knowledge, the maximum allowable concentration, measured in parts per million (PPM), of the following heavy metals in paint are:
 - Barium < 0.01%
 - Cadmium < 0.01%
 - Chromium < 0.01%
 - Lead < 0.01%

Sound Performance

Operator Sound 2000/14/EC – 69 dB(A)

Spectator Sound 2000/14/EC – 99 dB(A)

- Operator Sound – The operator sound level is measured according to the procedures specified in 2000/14/EC, for a cab offered by Caterpillar, when properly installed and maintained and tested with the door and windows closed.
- Exterior Sound – The labeled spectator sound power level is measured according to the test procedures and conditions specified in 2000/14/EC.
- Hearing protection may be needed when operating with an open operator station and cab (when not properly maintained or doors/windows open) for extended periods or in noisy environment(s).
- Blue Angel certified

Oils and Fluids

- Caterpillar factory fills with ethylene glycol coolants. Cat Diesel Engine Antifreeze/Coolant (DEAC) and Cat Extended Life Coolant (ELC) can be recycled. Consult your Cat dealer for more information.
- Cat Bio HYDO Advanced is an EU Ecolabel approved biodegradable hydraulic oil.
- Additional fluids are likely to be present, please consult the Operations and Maintenance Manual or the Application and Installation guide for complete fluid recommendations and maintenance intervals.

Features and Technology

- The following features and technology may contribute to fuel savings and/or carbon reduction. Features may vary. Consult your Cat dealer for details.
 - Advanced hydraulic systems balance power and efficiency
 - New hydraulic oil filter provides longer life with a 3,000-hour replacement interval – 50% longer than previous filter designs
 - Eco mode minimizes fuel consumption for light applications
 - One-touch low idle with automatic engine speed control
 - Optional Cat Grade with 2D improves operator efficiency by up to 45%
 - Optional Cat Payload on-board weighing system increases loading efficiency
 - Remote Flash and Remote Troubleshoot

Recycling

- The materials included in machines are categorized as below with approximate weight percentage. Because of variations of product configurations, the following values in the table may vary.

Material Type	Weight Percentage
Steel	75.71%
Iron	7.69%
Nonferrous Metal	3.97%
Mixed Metal	0.73%
Mixed-Metal and Nonmetal	1.09%
Plastic	1.48%
Rubber	1.31%
Mixed Nonmetallic	0.03%
Fluid	2.76%
Other	0.29%
Uncategorized	4.95%
Total	100%

- A machine with higher recyclability rate will ensure more efficient usage of valuable natural resources and enhance End-of-Life value of the product. According to ISO 16714 (Earthmoving machinery – Recyclability and recoverability – Terminology and calculation method), recyclability rate is defined as percentage by mass (mass fraction in percent) of the new machine potentially able to be recycled, reused, or both.

All parts in the bill of material are first evaluated by component type based on a list of components defined by the ISO 16714 and Japan CEMA (Construction Equipment Manufacturers Association) standards. Remaining parts are further evaluated for recyclability based on material type.

Because of variations of product configurations, the following value in the table may vary.

Recyclability – 92%

For more complete information on Cat products, dealer services, and industry solutions, visit us on the web at www.cat.com

© 2022 Caterpillar
All rights reserved

Materials and specifications are subject to change without notice. Featured machines in photos may include additional equipment. See your Cat dealer for available options.

CAT, CATERPILLAR, LET'S DO THE WORK, their respective logos, "Caterpillar Corporate Yellow," the "Power Edge" and Cat "Modern Hex" trade dress as well as corporate and product identity used herein, are trademarks of Caterpillar and may not be used without permission.

AEXQ2903-05 (6-2022)
Replaces AEXQ2903-04
Build Number: 07B
(N Am, Eur, Aus-NZ, S Korea)

