



MH3026

Material Handler

Technical Specifications

Configurations and features may vary by region. Please consult your Cat® dealer for availability in your area.

Table of Contents

Specifications	2
Engine	2
Transmission	2
Service Refill Capacities	2
Swing Mechanism	2
Undercarriage	2
Weights	2
Hydraulic System	3
Tires	3
Emissions and Safety	3
Standards	3
Sound Performance	3
Air Conditioning System	3
Major Component Weights	4
Dimensions	5
Undercarriage Dimensions	6
Working Ranges and Forces	7
Lift Capacities	8
Attachments Offering Guide:	
Europe	16
North America	19
Australia/New Zealand	21
Standard and Optional Equipment	22
Dealer Installed Kit and Attachments	24
Cab Options	25
Environmental Declaration	26

MH3026 Material Handler Specifications

Engine

Engine Model	Cat® C7.1	
Net Power – ISO 9249	128 kW	171 hp
Net Power – ISO 9249 (metric)	174 hp (PS)	
Engine Power – ISO 14396	129 kW	174 hp
Engine Power – ISO 14396 (metric)	176 hp (PS)	
Bore	105 mm	4.1 in
Stroke	135 mm	5.3 in
Displacement	7.0 L	427.8 in ³
Number of Cylinders	6	
Biodiesel Capability	Up to B20 ⁽¹⁾	

- Meets U.S. EPA Tier 4 Final, EU Stage V, and Tier 4 Final emission standards.
- Advertised power is tested per the specified standard in effect at the time of manufacture.
- Net power advertised is the power available at the flywheel when engine is equipped with fan, air cleaner, CEM exhaust gas aftertreatment, alternator, and cooling fan running at intermediate speed.
- Recommended for use up to 3000 m (9,843 ft) altitude with engine power derate above 3000 m (9,843 ft).
- Rated speed 2,200 rpm.

⁽¹⁾Cat diesel engines are required to use ULSD (ultra-low sulfur diesel fuel with 15 ppm of sulfur or less) or ULSD blended with the following lower-carbon intensity fuels up to:

- ✓ 20% biodiesel FAME (fatty acid methyl ester)*
- ✓ 100% renewable diesel, HVO (hydrotreated vegetable oil) and GTL (gas-to-liquid) fuels

Refer to guidelines for successful application. Please consult your Cat dealer or “Caterpillar Machine Fluids Recommendations” (SEBU6250) for details.

**Engines with no aftertreatment devices can use higher blends, up to 100% biodiesel (for use of blends higher than 20% biodiesel, consult your Cat dealer).*

Transmission

Forward/Reverse		
1st Gear	8.0 km/h	5.0 mph
2nd Gear	20.0 km/h	12.4 mph
2nd Gear (without steering wheel)	15.0 km/h	9.3 mph
Creeper Speed		
1st Gear	6.0 km/h	3.4 mph
2nd Gear	15.0 km/h	9.3 mph
Drawbar Pull		
Maximum Gradeability at (27 500 kg/60,600 lb)	52%	

Service Refill Capacities

Fuel Tank Capacity	416 L	109.9 gal
Cooling System	40 L	10.6 gal
Engine Oil	20 L	5.3 gal
Final Drive (each)	2.5 L	0.7 gal
Hydraulic System (including tank)	345 L	91.1 gal
Hydraulic Tank	209 L	55.2 gal
Diesel Exhaust Fluid Tank	30 L	7.9 gal
Rear Axle Differential	14 L	3.7 gal
Steering Axle Differential	11.0 L	2.9 gal
Powershift Transmission	2.5 L	0.7 gal

Swing Mechanism

Swing Speed	8.6 rpm	
Maximum Swing Torque	70 kN·m	51,800 lbf-ft

Undercarriage

Maximum Steering Angle	35°	
Oscillation Axle Angle	5°	
Minimum Turning Radius		
Outside of Tires	6900 mm	22.6 ft

Weights

Operating Weights*		
Minimum	26 400 kg	58,200 lb
Maximum	29 200 kg	64,370 lb
Typical Configurations		
Waste Handling**	27 850 kg	61,400 lb
Scrap Handling***	27 750 kg	61,200 lb

*Operating weight includes full fuel tank, operator, 1400 kg (3,086 lb) work tool. Weight varies depending on configuration.

**Waste Handling configuration includes MH Boom (7500 mm/24'7"), MH Stick Straight (5000 mm/16'5"), work tool (1400 kg/3,100 lb), MH Undercarriage (2990 mm/9'10" width) and solid tires.

***Scrap Handling configuration includes MH Boom (6900 mm/22'8"), MH Stick Drop Nose (5500 mm/18'1"), work tool (1400 kg/3,100 lb), FOGS, Generator (15 kW/20 hp), MH Undercarriage (2990 mm/9'10" width) and solid tires.

MH3026 Material Handler Specifications

Hydraulic System

Maximum Pressure – Implement Circuit		
Normal	35 000 kPa	5,076 psi
Heavy Lift	37 000 kPa	5,366 psi
Travel Circuit	35 000 kPa	5,076 psi
Maximum Pressure – Auxiliary Circuit		
High Pressure	35 000 kPa	5,076 psi
Medium Pressure	19 500 kPa	2,828 psi
Maximum Pressure – Swing Mechanism	39 000 kPa	5,656 psi
Maximum Flow – Implements	306 L/min	81 gal/min
Maximum Flow – Travel Circuit	220 L/min	58 gal/min
Maximum Flow – Auxiliary Circuit		
High Pressure	250 L/min	66 gal/min
Medium Pressure	55 L/min	14.5 gal/min
Maximum Flow – Swing Mechanism	121 L/min	32.0 gal/min
Boom Cylinder (MH) – Bore	140 mm	6 in
Boom Cylinder (MH) – Stroke	967 mm	38 in
Stick Cylinder (MH) – Bore	120 mm	5 in
Stick Cylinder (MH) – Stroke	1305 mm	51 in
Bucket Cylinder – Bore	110 mm	4 in
Bucket Cylinder – Stroke	1077 mm	42 in

Tires

Standard	10.00-20 (Dual Solid)
Optional	11.00-20 (Dual Pneumatic)

Emissions and Safety

Engine Emissions	U.S. EPA Tier 4 Final and EU Stage V
Diesel Exhaust Fluid	Must meet ISO 22241
Fluids (optional)	
Cat Bio HYDO™ Advanced	Readily biodegradable; EU Flower eco-label certified
Biodiesel up to B20	Meets EN 14214 or ASTM D6751 with EN590 or ASTM D975 Standard Mineral diesel fuels
Vibration Levels	
Maximum Hand/Arm	
ISO 5349-2001	<2.5 m/s ² <8.2 ft/s ²
Maximum Whole Body	
ISO/TR 25398:2006	<0.5 m/s ² <1.6 ft/s ²
Seat Transmissibility Factor	
ISO 7096:2000-spectral class EM5	<0.7

Standards

Brakes	ISO 3450:2011
Cab/TOPS	EN474-5:2006 + A3:2013
FOGS (optional)	ISO 10262:1998
Cab/Sound Levels	Meets appropriate standards as listed below

Sound Performance

2000/14/EC (external)	103 dB(A)
2000/14/EC (inside cab)	70 dB(A)

- External Sound – The labeled external sound power level is measured according to the test procedures and conditions specified in 2000/14/EC.
- Internal Sound – The inside cab sound level is measured according to the procedures specified in 2000/14/EC, for a cab offered by Caterpillar, when properly installed and maintained and tested with the door and windows closed.
- Hearing protection may be needed when operating with an open operator station and cab (when not properly maintained for doors/windows open) for extended periods or in noisy environment(s).

Air Conditioning System

The air conditioning system on this machine contains the fluorinated greenhouse gas refrigerant R134a (Global Warming Potential = 1430). The system contains 1.05 kg of refrigerant which has a CO₂ equivalent of 1.502 metric tonnes.

MH3026 Material Handler Specifications


Major Component Weights

Booms (including boom and stick cylinders, pins and standard hydraulic lines):		
6.9 m (22'8") Straight MH Boom	3100 kg	6,850 lb
7.5 m (24'7") Straight MH Boom	3300 kg	7,300 lb
Sticks (including bucket cylinder and linkage (if equipped), pins and standard hydraulic lines):		
5.0 m (16'5") Straight MH Stick	1600 kg	3,550 lb
5.5 m (18'1") Drop Nose MH Stick	1200 kg	2,650 lb
6.0 m (19'8") Drop Nose MH Stick	1250 kg	2,750 lb
Counterweight:		
Standard	5700 kg	12,550 lb
Undercarriage (including axles and steps):		
2.99 m (9'10") MH Undercarriage	6000 kg	13,250 lb
2.99 m (9'10") MH Undercarriage with Push Blade	6550 kg	14,450 lb
Tires:		
Air Tires (11.00-20 dual)	1000 kg	2,200 lb
Solid Tires (10.00-20 dual)	1800 kg	3,950 lb
Work Tools (including mounting bracket):		
Waste Handling Grapple G318 (0.8 m ³ , 1.00 yd ³)	1650 kg	3,650 lb
Orange Peel Grapple GSH420S (0.6 m ³ , 0.75 yd ³)	1250 kg	2,750 lb
Orange Peel Grapple GSH520S (0.6 m ³ , 0.75 yd ³)	1500 kg	3,300 lb
Orange Peel Grapple GSV520S (0.6 m ³ , 0.75 yd ³)	1350 kg	3,000 lb
Transfer Clamshell Grapple CTV15 (1 m ³ , 1.25 yd ³)	1400 kg	3,100 lb
Quick Couplers:		
CW Dedicated QC	250 kg	550 lb
Other:		
15 kW (20 hp) Generator	400 kg	900 lb
Cab Front and Top Guard (FOGS)	150 kg	350 lb

MH3026 Material Handler Specifications

Dimensions

All dimensions are approximate and may vary depending on bucket selection.




Boom Options	MH Boom 6.9 m (22'8")		MH Boom 7.5 m (24'7")					
	Drop Nose 5.5 m (18'1")		Drop Nose 5.5 m (18'1")		Drop Nose 6.0 m (19'8")		Straight 5.0 m (16'5")	
1 Shipping Height with falling object guard (highest point between boom and cab)	3400 mm	11'2"	3375 mm	11'1"	3375 mm	11'1"	3375 mm	11'1"
2 Shipping Length								
2.99 m (9'10") MH Undercarriage	10 090 mm	33'1"	10 710 mm	35'2"	10 700 mm	35'1"	10 710 mm	35'2"
2.99 m (9'10") MH Undercarriage with push blade	10 580 mm	34'9"	11 200 mm	36'9"	11 190 mm	36'9"	11 200 mm	36'9"
3 Support Point	2350 mm	7'9"	2930 mm	9'7"	2380 mm	7'10"	3400 mm	11'2"
4 Machine Length								
2.99 m (9'10") MH Undercarriage	5450 mm	17'11"	5450 mm	17'11"	5450 mm	17'11"	5450 mm	17'11"
2.99 m (9'10") MH Undercarriage with push blade	6115 mm	20'1"	6115 mm	20'1"	6115 mm	20'1"	6115 mm	20'1"
5 Tail Swing Radius	2800 mm	9'2"	2800 mm	9'2"	2800 mm	9'2"	2800 mm	9'2"
6 Counterweight Clearance	1305 mm	4'3"	1305 mm	4'3"	1305 mm	4'3"	1305 mm	4'3"
7 Cab Height								
Cab Lowered – without Falling Object Guard	3350 mm	11'0"	3350 mm	11'0"	3350 mm	11'0"	3350 mm	11'0"
Cab Lowered – with Falling Object Guard	3375 mm	11'1"	3375 mm	11'1"	3375 mm	11'1"	3375 mm	11'1"
Cab Raised – without Falling Object Guard	5750 mm	18'10"	5750 mm	18'10"	5750 mm	18'10"	5750 mm	18'10"
Cab Raised – with Falling Object Guard	5775 mm	18'11"	5775 mm	18'11"	5775 mm	18'11"	5775 mm	18'11"
8 Upperframe Width								
Including Handrails	2740 mm	9'0"	2740 mm	9'0"	2740 mm	9'0"	2740 mm	9'0"

Values are with 10.00-20 solid tires.

MH3026 Material Handler Specifications

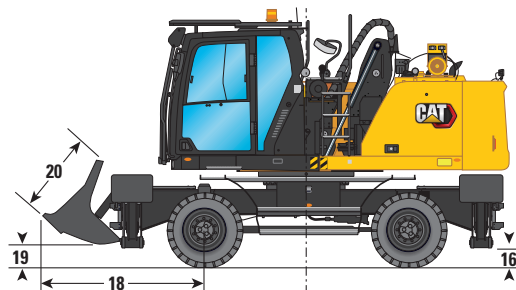
Undercarriage Dimensions

All Dimensions are approximate.



Undercarriage	2.99 m (9'10")	
9 Wheel Base	2750 mm	9'0"
10 Shipping Width	2990 mm	9'10"
Undercarriage Width		
11 Outside Tires	2650 mm	8'8"
12 With Outriggers Up	2990 mm	9'10"
13 With Outriggers on Ground	4580 mm	15'0"
14 With Outriggers Fully Down	4510 mm	14'10"
Maximum Outrigger Depth	90 mm	0'4"
Clearance to Ground		
15 Axle Clearance	320 mm	1'1"
16 Outrigger Clearance	240 mm	0'9"
17 Undercarriage Length		
Without Push Blade	5300 mm	17'5"
With Push Blade	5970 mm	19'7"
Push Blade		
18 Front Axle to Blade (end)	1950 mm	6'5"
19 Clearance to Ground	320 mm	1'1"
20 Height	930 mm	3'1"
Width	2990 mm	9'10"

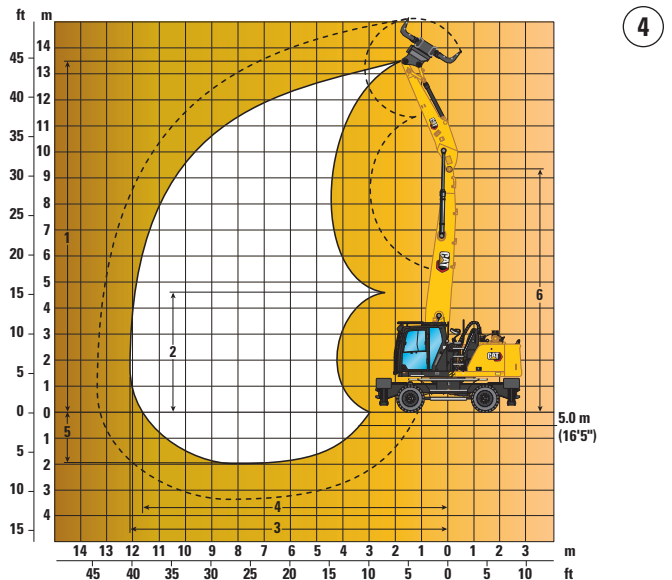
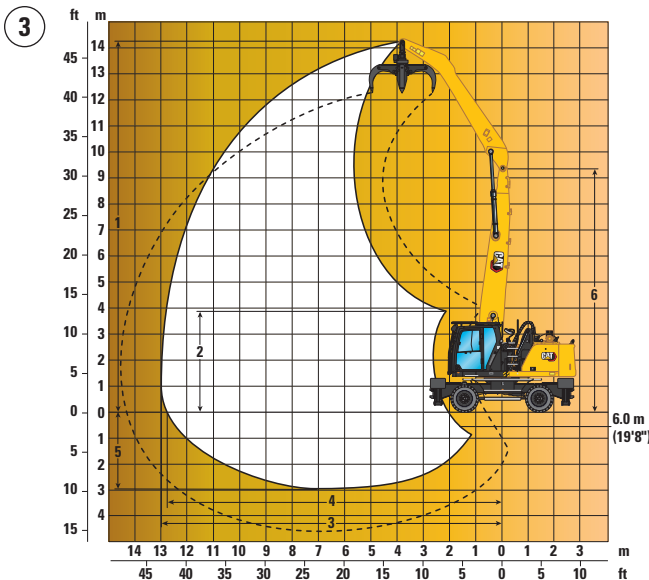
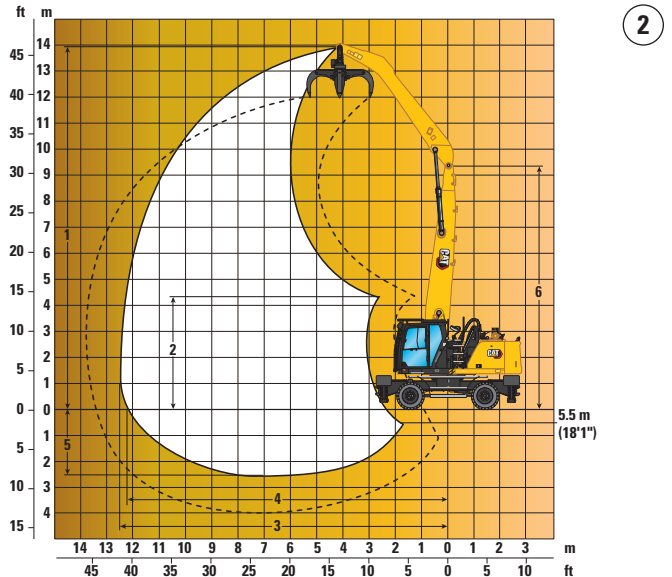
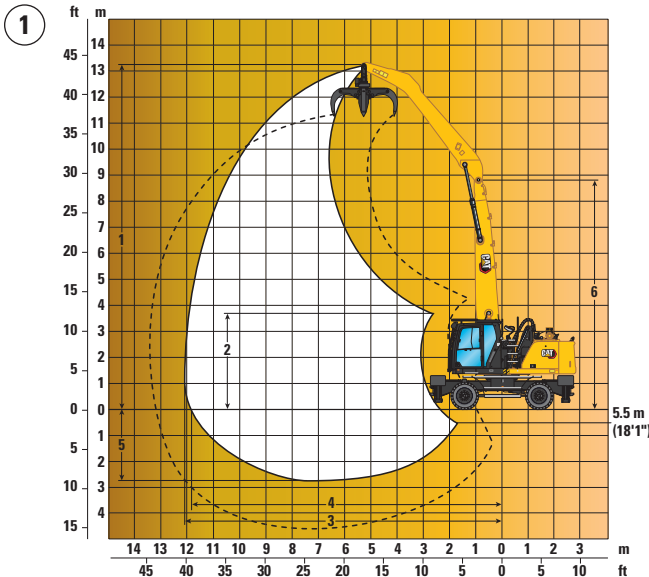
Values are with 10.00-20 solid tires.



MH3026 Material Handler Specifications

Working Ranges and Forces

All dimensions are approximate and may vary depending on bucket selection.



Boom Options	MH Boom 6.9 m (22'8")		MH Boom 7.5 m (24'7")	
	①	②	③	④
Stick Options	Drop Nose 5.5 m (18'1")	Drop Nose 5.5 m (18'1")	Drop Nose 6.0 m (19'8")	Straight 5.0 m (16'5")
1 Maximum Height	13 270 mm 43'6"	13 950 mm 45'9"	14 270 mm 46'10"	13 450 mm 44'2"
2 Minimum Dump Height	3690 mm 12'1"	4350 mm 14'3"	3810 mm 12'6"	4740 mm 15'7"
3 Maximum Reach	12 020 mm 39'5"	12 600 mm 41'4"	13 000 mm 42'8"	12 080 mm 39'8"
4 Maximum Reach at Ground Line	11 870 mm 38'11"	12 260 mm 40'3"	12 850 mm 42'2"	11 650 mm 38'3"
5 Maximum Depth	2760 mm 9'1"	2470 mm 8'1"	2970 mm 9'9"	1970 mm 6'6"
6 Boom Pin Height	8720 mm 28'7"	9300 mm 30'6"	9300 mm 30'6"	9300 mm 30'6"

All dimensions refer to stick nose pin, with solid tires 10.00-20.
These dimensions are independent from the undercarriage type.

MH3026 Material Handler Specifications

Lift Capacities – Counterweight: 5700 kg – Heavy Lift: On

All values are in kg, work tool: none, hydraulic cab riser, solid tires.



Undercarriage

2.99 m (MH)

Boom

6.9 m (MH)

Stick

5.5 m (Drop Nose)

Load point height	Undercarriage configuration	3000 mm			4500 mm			6000 mm			7500 mm			Load at maximum reach (stick nose/bucket pin)			mm
		Load over front	Load over rear	Load over side	Load over front	Load over rear	Load over side	Load over front	Load over rear	Load over side	Load over front	Load over rear	Load over side	Load over front	Load over rear	Load over side	
12 000 mm	2 Sets Stabilizers – Up				*8400	*8400	*8400	*6400	*6400	5900				*6100	*6100	5600	6180
	2 Sets Stabilizers – Down				*8400	*8400	*8400	*6400	*6400	*6400				*6100	*6100	*6100	
10 500 mm	2 Sets Stabilizers – Up							7950	7900	6150	5500	5450	4250	4650	4650	3550	8220
	2 Sets Stabilizers – Down							*8250	*8250	*8250	*6550	*6550	*6550	*5200	*5200	*5200	
9000 mm	2 Sets Stabilizers – Up							8050	8000	6250	5550	5550	4300	3600	3600	2750	9590
	2 Sets Stabilizers – Down							*8850	*8850	*8850	*7650	*7650	*7650	*4800	*4800	*4800	
7500 mm	2 Sets Stabilizers – Up							7950	7950	6200	5550	5500	4300	3050	3000	2250	10 570
	2 Sets Stabilizers – Down							*8900	*8900	*8900	*7650	*7650	*7650	*4650	*4650	*4650	
6000 mm	2 Sets Stabilizers – Up							7750	7750	6000	5400	5400	4150	2700	2650	2000	11 260
	2 Sets Stabilizers – Down							*9250	*9250	*9250	*7850	*7850	*7850	*4600	*4600	*4600	
4500 mm	2 Sets Stabilizers – Up				11 750	11 700	8850	7400	7350	5650	5200	5200	3950	2450	2450	1800	11 720
	2 Sets Stabilizers – Down				*12 450	*12 450	*12 450	*9800	*9800	*9800	*8050	*8050	*8050	*4600	*4600	*4600	
3000 mm	2 Sets Stabilizers – Up	*21 050	*21 050	14 850	10 750	10 700	7950	6900	6900	5200	4900	4900	3700	2350	2300	1700	11 970
	2 Sets Stabilizers – Down	*21 050	*21 050	*21 050	*13 800	*13 800	*13 800	*10 350	*10 350	*10 350	*8300	*8300	8100	*4450	*4450	3900	
1500 mm	2 Sets Stabilizers – Up	*5550	*5550	*5550	9700	9650	7000	6400	6350	4700	4650	4600	3450	2250	2250	1650	12 020
	2 Sets Stabilizers – Down	*5550	*5550	*5550	*14 550	*14 550	*14 550	*10 600	*10 600	*10 600	*8300	*8300	7800	*4050	*4050	3800	
0 mm	2 Sets Stabilizers – Up	*4050	*4050	*4050	8950	8900	6300	6000	5950	4350	4400	4400	3200				
	2 Sets Stabilizers – Down	*4050	*4050	*4050	*12 600	*12 600	*12 600	*10 250	*10 250	*10 250	*7950	*7950	7500				
-1500 mm	2 Sets Stabilizers – Up				8600	8550	5950	5700	5700	4100	4250	4200	3050				
	2 Sets Stabilizers – Down				*9850	*9850	*9850	*9050	*9050	*9050	*7100	*7100	*7100				

Load point height	Undercarriage configuration	9000 mm			10 500 mm			12 000 mm			Load at maximum reach (stick nose/bucket pin)			mm		
		Load over front	Load over rear	Load over side	Load over front	Load over rear	Load over side	Load over front	Load over rear	Load over side	Load over front	Load over rear	Load over side			
12 000 mm	2 Sets Stabilizers – Up												*6100	*6100	5600	6180
	2 Sets Stabilizers – Down												*6100	*6100	*6100	
10 500 mm	2 Sets Stabilizers – Up												4650	4650	3550	8220
	2 Sets Stabilizers – Down												*5200	*5200	*5200	
9000 mm	2 Sets Stabilizers – Up	4050	4050	3100									3600	3600	2750	9590
	2 Sets Stabilizers – Down	*6150	*6150	*6150									*4800	*4800	*4800	
7500 mm	2 Sets Stabilizers – Up	4050	4050	3100	3050	3050	2300						3050	3000	2250	10 570
	2 Sets Stabilizers – Down	*6700	*6700	6500	*4850	*4850	*4850						*4650	*4650	*4650	
6000 mm	2 Sets Stabilizers – Up	4000	4000	3050	3050	3050	2300						2700	2650	2000	11 260
	2 Sets Stabilizers – Down	*6750	*6750	6400	5750	5750	4950						*4600	*4600	4400	
4500 mm	2 Sets Stabilizers – Up	3900	3850	2950	3000	3000	2250						2450	2450	1800	11 720
	2 Sets Stabilizers – Down	*6800	*6800	6250	5650	5650	4900						*4600	*4600	4050	
3000 mm	2 Sets Stabilizers – Up	3700	3700	2800	2900	2900	2150						2350	2300	1700	11 970
	2 Sets Stabilizers – Down	*6850	*6850	6100	5550	5550	4800						*4450	*4450	3900	
1500 mm	2 Sets Stabilizers – Up	3550	3550	2600	2800	2800	2050	2300	2250	1650	2250	2250	1650	2250	1650	12 020
	2 Sets Stabilizers – Down	*6700	*6700	5900	*5450	*5450	4700	*4050	*4050	3850	*4050	*4050	3800			
0 mm	2 Sets Stabilizers – Up	3400	3400	2500	2750	2700	1950									
	2 Sets Stabilizers – Down	*6350	*6350	5750	*4950	*4950	4600									
-1500 mm	2 Sets Stabilizers – Up	3300	3300	2400	2650	2650	1900									
	2 Sets Stabilizers – Down	*5550	*5550	*5550	*4150	*4150	*4150									

* Limited by hydraulic rather than tipping load.


Lift capacity ratings are based on ISO 10567:2007, they do not exceed 87% of hydraulic lifting capacity or 75% of tipping load. The load point is the center line of the bucket pivot mounting pin on the stick. The oscillating axle must be locked. Lifting capacities are based on the machine standing on a firm uniform supporting surface. For lifting capacity including bucket and/or quick coupler, the respective weight has to be subtracted from above values. The use of a work tool attachment point to handle/lift objects, could affect the machine lift performance.


Always refer to the appropriate Operation and Maintenance Manual for specific product information.


MH3026 Material Handler Specifications


Lift Capacities – Counterweight: 12,570 lb – Heavy Lift: On


All values are in lb, work tool: none, hydraulic cab riser, solid tires.

 Load point height

 Load over front

 Load over rear

 Load over side

 Load at maximum reach (stick nose/bucket pin)

Undercarriage















9'10" (MH)















Boom

22'8" (MH)

Stick

18'1" (Drop Nose)

	Undercarriage configuration	10 ft			15 ft			20 ft						ft
														
40 ft	2 Sets Stabilizers – Up				*17,900	*17,900	*17,900				*13,800	*13,800	13,500	19.13
	2 Sets Stabilizers – Down				*17,900	*17,900	*17,900				*13,800	*13,800	*13,800	
35 ft	2 Sets Stabilizers – Up							17,000	17,000	13,200	10,600	10,600	8,200	26.35
	2 Sets Stabilizers – Down							*17,700	*17,700	*17,700	*11,600	*11,600	*11,600	
30 ft	2 Sets Stabilizers – Up							17,200	17,200	13,400	8,100	8,100	6,200	31.10
	2 Sets Stabilizers – Down							*19,300	*19,300	*19,300	*10,700	*10,700	*10,700	
25 ft	2 Sets Stabilizers – Up							17,100	17,100	13,300	6,800	6,700	5,100	34.48
	2 Sets Stabilizers – Down							*19,400	*19,400	*19,400	*10,200	*10,200	*10,200	
20 ft	2 Sets Stabilizers – Up							16,700	16,600	12,900	6,000	5,900	4,400	36.84
	2 Sets Stabilizers – Down							*20,100	*20,100	*20,100	*10,100	*10,100	9,700	
15 ft	2 Sets Stabilizers – Up				25,300	25,300	19,100	15,900	15,900	12,200	5,400	5,400	4,000	38.39
	2 Sets Stabilizers – Down				*27,000	*27,000	*27,000	*21,300	*21,300	*21,300	*10,200	*10,200	9,000	
10 ft	2 Sets Stabilizers – Up	*45,400	*45,400	32,100	23,200	23,100	17,200	14,900	14,800	11,200	5,100	5,100	3,700	39.27
	2 Sets Stabilizers – Down	*45,400	*45,400	*45,400	*29,900	*29,900	*29,900	*22,500	*22,500	*22,500	*9,900	*9,900	8,600	
5 ft	2 Sets Stabilizers – Up	*13,200	*13,200	*13,200	20,900	20,800	15,100	13,800	13,700	10,200	5,000	5,000	3,600	39.44
	2 Sets Stabilizers – Down	*13,200	*13,200	*13,200	*31,500	*31,500	*31,500	*23,000	*23,000	*23,000	*8,900	*8,900	8,400	
0 ft	2 Sets Stabilizers – Up	*9,300	*9,300	*9,300	19,300	19,200	13,600	12,900	12,800	9,300				
	2 Sets Stabilizers – Down	*9,300	*9,300	*9,300	*29,500	*29,500	*29,500	*22,200	*22,200	*22,200				
-5 ft	2 Sets Stabilizers – Up				18,500	18,400	12,900	12,300	12,300	8,800				
	2 Sets Stabilizers – Down				*22,600	*22,600	*22,600	*19,600	*19,600	*19,600				

	Undercarriage configuration	25 ft			30 ft			35 ft						ft
														
40 ft	2 Sets Stabilizers – Up										*13,800	*13,800	13,500	19.13
	2 Sets Stabilizers – Down										*13,800	*13,800	*13,800	
35 ft	2 Sets Stabilizers – Up	11,700	11,700	9,000							10,600	10,600	8,200	26.35
	2 Sets Stabilizers – Down	*13,500	*13,500	*13,500							*11,600	*11,600	*11,600	
30 ft	2 Sets Stabilizers – Up	11,900	11,900	9,300	8,700	8,600	6,600				8,100	8,100	6,200	31.10
	2 Sets Stabilizers – Down	*16,700	*16,700	*16,700	*12,400	*12,400	*12,400				*10,700	*10,700	*10,700	
25 ft	2 Sets Stabilizers – Up	11,900	11,900	9,200	8,700	8,700	6,700				6,800	6,700	5,100	34.48
	2 Sets Stabilizers – Down	*16,700	*16,700	*16,700	*14,500	*14,500	13,900				*10,200	*10,200	*10,200	
20 ft	2 Sets Stabilizers – Up	11,600	11,600	9,000	8,600	8,600	6,600	6,600	6,500	4,900	6,000	5,900	4,400	36.84
	2 Sets Stabilizers – Down	*17,000	*17,000	17,000*	*14,600	*14,600	13,800	12,300	12,300	10,600	*10,100	*10,100	9,700	
15 ft	2 Sets Stabilizers – Up	11,200	11,200	8,500	8,300	8,300	6,300	6,400	6,400	4,800	5,400	5,400	4,000	38.39
	2 Sets Stabilizers – Down	*17,500	*17,500	*17,500	*14,800	*14,800	13,500	12,200	12,200	10,500	*10,200	*10,200	9,000	
10 ft	2 Sets Stabilizers – Up	10,600	10,600	8,000	8,000	8,000	6,000	6,300	6,200	4,600	5,100	5,100	3,700	39.27
	2 Sets Stabilizers – Down	*18,000	*18,000	17,500	*14,800	*14,800	13,100	12,000	12,000	10,300	*9,900	*9,900	8,600	
5 ft	2 Sets Stabilizers – Up	10,000	10,000	7,400	7,700	7,600	5,600	6,100	6,000	4,400	5,000	5,000	3,600	39.44
	2 Sets Stabilizers – Down	*18,000	*18,000	16,800	*14,500	*14,500	12,700	*11,700	*11,700	10,100	*8,900	*8,900	8,400	
0 ft	2 Sets Stabilizers – Up	9,500	9,400	6,900	7,300	7,300	5,300	5,900	5,800	4,200				
	2 Sets Stabilizers – Down	*17,200	*17,200	16,200	*13,700	*13,700	12,400	*10,600	*10,600	9,900				
-5 ft	2 Sets Stabilizers – Up	9,100	9,100	6,600	7,100	7,100	5,100							
	2 Sets Stabilizers – Down	*15,300	*15,300	*15,300	*11,900	*11,900	*11,900							

*Limited by hydraulic rather than tipping load.

Lift capacity ratings are based on ISO 10567:2007, they do not exceed 87% of hydraulic lifting capacity or 75% of tipping load. The load point is the center line of the bucket pivot mounting pin on the stick. The oscillating axle must be locked. Lifting capacities are based on the machine standing on a firm uniform supporting surface. For lifting capacity including bucket and/or quick coupler, the respective weight has to be subtracted from above values. The use of a work tool attachment point to handle/lift objects, could affect the machine lift performance.


Always refer to the appropriate Operation and Maintenance Manual for specific product information.


MH3026 Material Handler Specifications


Lift Capacities – Counterweight: 5700 kg – Heavy Lift: On


All values are in kg, work tool: none, hydraulic cab riser, solid tires.

 Load point height

 Load over front

 Load over rear


















 Load over side















 Load at maximum reach (stick nose/bucket pin)

Undercarriage 2.99 m (MH)

Boom 7.5 m (MH)

Stick 5.5 m (Drop Nose)

	Undercarriage configuration	3000 mm			4500 mm			6000 mm			7500 mm						mm	
																		
13 500 mm	2 Sets Stabilizers – Up														*7350	*7350	*7350	4280
	2 Sets Stabilizers – Down														*7350	*7350	*7350	
12 000 mm	2 Sets Stabilizers – Up				*8850	*8850	*8850	*7500	*7500	6050					5650	5650	4350	7260
	2 Sets Stabilizers – Down				*8850	*8850	*8850	*7500	*7500	*7500					*5650	*5650	*5650	
10 500 mm	2 Sets Stabilizers – Up							8000	8000	6250	5550	5500	4300	3950	3950	3000	9050	
	2 Sets Stabilizers – Down							*8700	*8700	*8700	*7450	*7450	*7450	*5050	*5050	*5050		
9000 mm	2 Sets Stabilizers – Up							8050	8000	6250	5550	4300	3150	3150	2350	10 310		
	2 Sets Stabilizers – Down							*8800	*8800	*8800	*7500	*7500	*7500	*4750	*4750		*4750	
7500 mm	2 Sets Stabilizers – Up							7900	7900	6150	5500	5500	4250	2700	2650	2000	11 230	
	2 Sets Stabilizers – Down							*8950	*8950	*8950	*7600	*7600	*7600	*4600	*4600	*4600		
6000 mm	2 Sets Stabilizers – Up				*11 300	*11 300	9300	7650	7600	5850	5300	5300	4100	2400	2350	1750	11 880	
	2 Sets Stabilizers – Down				*11 300	*11 300	*11 300	*9350	*9350	*9350	*7750	*7750	*7750	*4600	*4600	3950		
4500 mm	2 Sets Stabilizers – Up	*13 000	*13 000	*13 000	11 400	11 350	8500	7200	7150	5450	5050	5050	3850	2200	2200	1550	12 310	
	2 Sets Stabilizers – Down	*13 000	*13 000	*13 000	*12 850	*12 850	*12 850	*9850	*9850	*9850	*8000	*8000	*8000	4300	4300	3700		
3000 mm	2 Sets Stabilizers – Up				10 250	10 200	7450	6650	6600	4950	4750	4750	3550	2100	2050	1450	12 550	
	2 Sets Stabilizers – Down				*14 000	*14 000	*14 000	*10 300	*10 300	*10 300	*8150	*8150	7950	*4050	*4050	3550		
1500 mm	2 Sets Stabilizers – Up				9100	9050	6450	6100	6050	4400	4450	4450	3250	2000	2000	1400	12 600	
	2 Sets Stabilizers – Down				*14 200	*14 200	*14 200	*10 400	*10 400	*10 400	*8100	*8100	7600	*3650	*3650	3450		
0 mm	2 Sets Stabilizers – Up				*7800	*7800	5800	5650	5650	4000	4200	4150	3000					
	2 Sets Stabilizers – Down				*7800	*7800	*7800	*9800	*9800	*9800	*7700	*7700	7300					
-1500 mm	2 Sets Stabilizers – Up							5400	5400	3800	4000	4000	2850					
	2 Sets Stabilizers – Down							*8500	*8500	*8500	*6800	*6800	*6800					

	Undercarriage configuration	9000 mm			10 500 mm			12 000 mm						mm	
															
13 500 mm	2 Sets Stabilizers – Up											*7350	*7350	*7350	4280
	2 Sets Stabilizers – Down											*7350	*7350	*7350	
12 000 mm	2 Sets Stabilizers – Up											5650	5650	4350	7260
	2 Sets Stabilizers – Down											*5650	*5650	*5650	
10 500 mm	2 Sets Stabilizers – Up	4000	3950	3050								3950	3950	3000	9050
	2 Sets Stabilizers – Down	*5150	*5150	*5150								*5050	*5050	*5050	
9000 mm	2 Sets Stabilizers – Up	4050	4050	3100								3150	3150	2350	10 310
	2 Sets Stabilizers – Down	*6550	*6550	6500								*4750	*4750	*4750	
7500 mm	2 Sets Stabilizers – Up	4050	4000	3100	3050	3050	2300					2700	2650	2000	11 230
	2 Sets Stabilizers – Down	*6550	*6550	6450	*5700	*5700	4950					*4600	*4600	4400	
6000 mm	2 Sets Stabilizers – Up	3950	3900	3000	3000	3000	2250					2400	2350	1750	11 880
	2 Sets Stabilizers – Down	*6600	*6600	6350	*5650	*5650	4900					*4600	*4600	3950	
4500 mm	2 Sets Stabilizers – Up	3800	3750	2850	2950	2900	2150	2300	2300	1650	2200	2200	1550	12 310	
	2 Sets Stabilizers – Down	*6700	*6700	6200	5600	5600	4800	4500	4500	3850	4300	4300	3700		
3000 mm	2 Sets Stabilizers – Up	3600	3600	2650	2800	2800	2050	2250	2250	1600	2100	2100	1450	12 550	
	2 Sets Stabilizers – Down	*6700	*6700	5950	5500	5450	4700	4450	4450	3800	*4050	*4050	3550		
1500 mm	2 Sets Stabilizers – Up	3400	3400	2500	2700	2700	1950	2200	2200	1550	2000	2000	1400	12 600	
	2 Sets Stabilizers – Down	*6550	*6550	5750	*5350	*5350	4600	*4200	*4200	3750	*3650	*3650	3450		
0 mm	2 Sets Stabilizers – Up	3250	3250	2350	2600	2600	1850	2150	2150	1500					
	2 Sets Stabilizers – Down	*6150	*6150	5600	*4900	*4900	4450	*3700	*3700	*3700					
-1500 mm	2 Sets Stabilizers – Up	3150	3100	2200	2550	2550	1800								
	2 Sets Stabilizers – Down	*5400	*5400	*5400	*4200	*4200	*4200								

*Limited by hydraulic rather than tipping load.

Lift capacity ratings are based on ISO 10567:2007, they do not exceed 87% of hydraulic lifting capacity or 75% of tipping load. The load point is the center line of the bucket pivot mounting pin on the stick. The oscillating axle must be locked. Lifting capacities are based on the machine standing on a firm uniform supporting surface. For lifting capacity including bucket and/or quick coupler, the respective weight has to be subtracted from above values. The use of a work tool attachment point to handle/lift objects, could affect the machine lift performance.


Always refer to the appropriate Operation and Maintenance Manual for specific product information.


MH3026 Material Handler Specifications


Lift Capacities – Counterweight: 12,570 lb – Heavy Lift: On


All values are in lb, work tool: none, hydraulic cab riser, solid tires.

 Load point height

 Load over front

 Load over rear

 Load over side

 Load at maximum reach (stick nose/bucket pin)

Undercarriage
















9'10" (MH)













Boom

24'7" (MH)

Stick

18'1" (Drop Nose)

Undercarriage configuration	10 ft			15 ft			20 ft			25 ft			30 ft			ft		
																		
45 ft 2 Sets Stabilizers – Up	*19,300	*19,300	*19,300											*17,600	*17,600	*17,600	11.75	
2 Sets Stabilizers – Down	*19,300	*19,300	*19,300											*17,600	*17,600	*17,600		
40 ft 2 Sets Stabilizers – Up				*19,100	*19,100	*19,100	*15,700	*15,700	12,900						*12,700	*12,700	10,200	22.87
2 Sets Stabilizers – Down				*19,100	*19,100	*19,100	*15,700	*15,700	*15,700					*12,700	*12,700	*12,700		
35 ft 2 Sets Stabilizers – Up							17,200	17,100	13,400	11,800	11,800	9,200	9,000	9,000	6,800		29.13	
2 Sets Stabilizers – Down							*18,800	*18,800	*18,800	*15,700	*15,700	*15,700	*11,200	*11,200	*11,200			
30 ft 2 Sets Stabilizers – Up							17,300	17,200	13,400	12,000	11,900	9,300	7,100	7,000	5,300		33.46	
2 Sets Stabilizers – Down							*19,200	*19,200	*19,200	*16,400	*16,400	*16,400	*10,500	*10,500	*10,500			
25 ft 2 Sets Stabilizers – Up							17,000	17,000	13,200	11,800	11,800	9,100	6,000	5,900	4,400		36.61	
2 Sets Stabilizers – Down							*19,500	*19,500	*19,500	*16,500	*16,500	*16,500	*10,200	*10,200	9,800			
20 ft 2 Sets Stabilizers – Up				*24,700	*24,700	20,000	16,500	16,400	12,700	11,500	11,400	8,800	5,300	5,300	3,800		38.85	
2 Sets Stabilizers – Down				*24,700	*24,700	*24,700	*20,300	*20,300	*20,300	*16,900	*16,900	*16,900	*10,100	*10,100	8,800			
15 ft 2 Sets Stabilizers – Up	*28,000	*28,000	*28,000	24,600	24,500	18,400	15,500	15,500	11,800	10,900	10,900	8,300	4,900	4,800	3,500		40.35	
2 Sets Stabilizers – Down	*28,000	*28,000	*28,000	*27,800	*27,800	*27,800	*21,400	*21,400	*21,400	*17,300	*17,300	*17,300	*9,500	*9,500	8,200			
10 ft 2 Sets Stabilizers – Up				22,100	22,000	16,100	14,300	14,300	10,700	10,300	10,200	7,600	4,600	4,600	3,200		41.17	
2 Sets Stabilizers – Down				*30,200	*30,200	*30,200	*22,300	*22,300	*22,300	*17,700	*17,700	17,100	*9,000	*9,000	7,800			
5 ft 2 Sets Stabilizers – Up				19,700	19,600	13,900	13,100	13,100	9,500	9,600	9,500	7,000	4,500	4,400	3,100		41.34	
2 Sets Stabilizers – Down				*30,800	*30,800	*30,800	*22,500	*22,500	*22,500	*17,600	*17,600	16,300	*8,100	*8,100	7,700			
0 ft 2 Sets Stabilizers – Up				*18,100	18,100	12,500	12,200	12,200	8,700	9,000	9,000	6,500						
2 Sets Stabilizers – Down				*18,100	*18,100	*18,100	*21,300	*21,300	*21,300	*16,600	*16,600	15,700						
-5 ft 2 Sets Stabilizers – Up							11,700	11,600	8,200	8,700	8,600	6,100						
2 Sets Stabilizers – Down							*18,400	*18,400	*18,400	*14,700	*14,700	*14,700						

Undercarriage configuration	30 ft			35 ft			40 ft			45 ft			ft	
														
45 ft 2 Sets Stabilizers – Up											*17,600	*17,600	*17,600	11.75
2 Sets Stabilizers – Down											*17,600	*17,600	*17,600	
40 ft 2 Sets Stabilizers – Up											*12,700	*12,700	10,200	22.87
2 Sets Stabilizers – Down											*12,700	*12,700	*12,700	
35 ft 2 Sets Stabilizers – Up											9,000	9,000	6,800	29.13
2 Sets Stabilizers – Down											*11,200	*11,200	*11,200	
30 ft 2 Sets Stabilizers – Up	8,700	8,700	6,700								7,100	7,000	5,300	33.46
2 Sets Stabilizers – Down	*14,200	*14,200	13,900								*10,500	*10,500	*10,500	
25 ft 2 Sets Stabilizers – Up	8,700	8,600	6,600	6,500	6,500	4,900					6,000	5,900	4,400	36.61
2 Sets Stabilizers – Down	*14,200	*14,200	13,900	*12,300	*12,300	10,600					*10,200	*10,200	9,800	
20 ft 2 Sets Stabilizers – Up	8,500	8,400	6,400	6,500	6,400	4,800					5,300	5,300	3,800	38.85
2 Sets Stabilizers – Down	*14,400	*14,400	13,700	12,300	12,200	10,600					*10,100	*10,100	8,800	
15 ft 2 Sets Stabilizers – Up	8,100	8,100	6,100	6,300	6,300	4,600	4,900	4,900	3,500	4,900	4,800	3,500		40.35
2 Sets Stabilizers – Down	*14,500	*14,500	13,300	12,100	12,000	10,400	9,700	9,600	8,300	9,500	9,500	8,200		
10 ft 2 Sets Stabilizers – Up	7,800	7,700	5,700	6,100	6,000	4,400	4,800	4,800	3,400	4,600	4,600	3,200		41.17
2 Sets Stabilizers – Down	*14,500	*14,500	12,900	11,800	11,800	10,100	9,600	9,500	8,200	*9,000	*9,000	7,800		
5 ft 2 Sets Stabilizers – Up	7,400	7,300	5,300	5,800	5,800	4,200	4,700	4,700	3,300	4,500	4,400	3,100		41.34
2 Sets Stabilizers – Down	*14,200	*14,200	12,400	*11,500	11,500	9,900	*8,900	*8,900	8,100	*8,100	*8,100	7,700		
0 ft 2 Sets Stabilizers – Up	7,000	7,000	5,000	5,600	5,600	4,000	4,600	4,600	3,200					
2 Sets Stabilizers – Down	*13,300	*13,300	12,000	*10,500	*10,500	9,600	*7,700	*7,700	*7,700					
-5 ft 2 Sets Stabilizers – Up	6,800	6,700	4,800	5,500	5,400	3,800								
2 Sets Stabilizers – Down	*11,600	*11,600	*11,600	*8,900	*8,900	*8,900								

*Limited by hydraulic rather than tipping load.

Lift capacity ratings are based on ISO 10567:2007, they do not exceed 87% of hydraulic lifting capacity or 75% of tipping load. The load point is the center line of the bucket pivot mounting pin on the stick. The oscillating axle must be locked. Lifting capacities are based on the machine standing on a firm uniform supporting surface. For lifting capacity including bucket and/or quick coupler, the respective weight has to be subtracted from above values. The use of a work tool attachment point to handle/lift objects, could affect the machine lift performance.

Always refer to the appropriate Operation and Maintenance Manual for specific product information.

MH3026 Material Handler Specifications

Lift Capacities – Counterweight: 5700 kg – Heavy Lift: On

All values are in kg, work tool: none, hydraulic cab riser, solid tires.



Undercarriage

2.99 m (MH)

Boom

7.5 m (MH)

Stick

6.0 m (Drop Nose)

Load Point Height	Undercarriage configuration	3000 mm			4500 mm			6000 mm			7500 mm			Load at maximum reach (stick nose/bucket pin)			mm
		Load over front	Load over rear	Load over side	Load over front	Load over rear	Load over side	Load over front	Load over rear	Load over side	Load over front	Load over rear	Load over side	Load over front	Load over rear	Load over side	
13 500 mm	2 Sets Stabilizers – Up				*7150	*7150	*7150							*6050	*6050	*6050	5360
	2 Sets Stabilizers – Down				*7150	*7150	*7150							*6050	*6050	*6050	
12 000 mm	2 Sets Stabilizers – Up							*7200	*7200	6250	5500	5500	4250	*4950	*4950	3850	7930
	2 Sets Stabilizers – Down							*7200	*7200	*7200	*5600	*5600	*5600	*4950	*4950	*4950	
10 500 mm	2 Sets Stabilizers – Up							*8050	*8050	6400	5650	5650	4400	3650	3600	2750	9590
	2 Sets Stabilizers – Down							*8050	*8050	*8050	*7100	*7100	*7100	*4500	*4500	*4500	
9000 mm	2 Sets Stabilizers – Up							8200	8200	6400	5700	5650	4450	2950	2950	2200	10 790
	2 Sets Stabilizers – Down							*8500	*8500	*8500	*7300	*7300	*7300	*4250	*4250	*4250	
7500 mm	2 Sets Stabilizers – Up							8100	8050	6300	5600	5600	4350	2550	2500	1850	11 670
	2 Sets Stabilizers – Down							*8650	*8650	*8650	*7400	*7400	*7400	*4150	*4150	*4150	
6000 mm	2 Sets Stabilizers – Up							7800	7800	6050	5450	5400	4200	2250	2250	1650	12 300
	2 Sets Stabilizers – Down							*9000	*9000	*9000	*7600	*7600	*7600	*4150	*4150	3800	
4500 mm	2 Sets Stabilizers – Up				11 800	11 750	8850	7400	7350	5650	5150	3950	2100	2100	1500	12 720	
	2 Sets Stabilizers – Down				*12 300	*12 300	*12 300	*9600	*9600	*9600	*7850	*7850	*7850	4100	4100		3550
3000 mm	2 Sets Stabilizers – Up	*20 900	*20 900	14 550	10 600	10 600	7800	6800	6800	5100	4850	4850	3650	2000	1950	1400	12 950
	2 Sets Stabilizers – Down	*20 900	*20 900	*20 900	*13 600	*13 600	*13 600	*10 150	*10 150	*10 150	*8050	*8050	8050	*3950	3950	3400	
1500 mm	2 Sets Stabilizers – Up	*4300	*4300	*4300	9400	9350	6700	6200	6200	4550	4500	3300	1900	1900	1350	13 000	
	2 Sets Stabilizers – Down	*4300	*4300	*4300	*14 200	*14 200	*14 200	*10 400	*10 400	*10 400	*8100	*8100	7650	*3600	*3600		3300
0 mm	2 Sets Stabilizers – Up	*3350	*3350	*3350	8550	8500	5900	5750	5700	4100	4250	4200	3050				
	2 Sets Stabilizers – Down	*3350	*3350	*3350	*9450	*9450	*9450	*10 000	*10 000	*10 000	*7850	*7850	7350				
-1500 mm	2 Sets Stabilizers – Up				*7750	*7750	5550	5450	5400	3800	4000	4000	2850				
	2 Sets Stabilizers – Down				*7750	*7750	*7750	*8950	*8950	*8950	*7100	*7100	*7100				

Load Point Height	Undercarriage configuration	9000 mm			10 500 mm			12 000 mm			Load at maximum reach (stick nose/bucket pin)			mm
		Load over front	Load over rear	Load over side	Load over front	Load over rear	Load over side	Load over front	Load over rear	Load over side	Load over front	Load over rear	Load over side	
13 500 mm	2 Sets Stabilizers – Up										*6050	*6050	*6050	5360
	2 Sets Stabilizers – Down										*6050	*6050	*6050	
12 000 mm	2 Sets Stabilizers – Up										*4950	*4950	3850	7930
	2 Sets Stabilizers – Down										*4950	*4950	*4950	
10 500 mm	2 Sets Stabilizers – Up	4100	4100	3150							3650	3600	2750	9590
	2 Sets Stabilizers – Down	*5500	*5500	*5500							*4500	*4500	*4500	
9000 mm	2 Sets Stabilizers – Up	4150	4150	3200	3100	3100	2350				2950	2950	2200	10 790
	2 Sets Stabilizers – Down	*6400	*6400	*6400	*4850	*4850	*4850				*4250	*4250	*4250	
7500 mm	2 Sets Stabilizers – Up	4100	4100	3150	3100	3100	2350				2550	2500	1850	11 670
	2 Sets Stabilizers – Down	*6400	*6400	*6400	*5600	*5600	5050				*4150	*4150	*4150	
6000 mm	2 Sets Stabilizers – Up	4000	4000	3050	3050	3050	2300	2400	2350	1750	2250	2250	1650	12 300
	2 Sets Stabilizers – Down	*6500	*6500	6450	*5650	*5650	4950	4600	4600	3950	*4150	*4150	3800	
4500 mm	2 Sets Stabilizers – Up	3850	3850	2900	2950	2950	2200	2350	2300	1700	2100	2100	1500	12 720
	2 Sets Stabilizers – Down	*6600	*6600	6250	*5650	*5650	4850	4550	4550	3900	4100	4100	3550	
3000 mm	2 Sets Stabilizers – Up	3650	3650	2700	2850	2850	2100	2250	2250	1600	2000	1950	1400	12 950
	2 Sets Stabilizers – Down	*6650	*6650	6050	5500	5500	4750	4450	4450	3850	*3950	3950	3400	
1500 mm	2 Sets Stabilizers – Up	3450	3450	2500	2700	2700	1950	2200	2200	1550	1900	1900	1350	13 000
	2 Sets Stabilizers – Down	*6600	*6600	5800	5400	5350	4600	*4400	4400	3750	*3600	*3600	3300	
0 mm	2 Sets Stabilizers – Up	3250	3250	2350	2600	2600	1850	2150	2100	1500				
	2 Sets Stabilizers – Down	*6300	*6300	5600	*5100	*5100	4500	*3950	*3950	3700				
-1500 mm	2 Sets Stabilizers – Up	3150	3100	2200	2550	2500	1750							
	2 Sets Stabilizers – Down	*5700	*5700	5450	*4450	*4450	4400							

*Limited by hydraulic rather than tipping load.

Lift capacity ratings are based on ISO 10567:2007, they do not exceed 87% of hydraulic lifting capacity or 75% of tipping load. The load point is the center line of the bucket pivot mounting pin on the stick. The oscillating axle must be locked. Lifting capacities are based on the machine standing on a firm uniform supporting surface. For lifting capacity including bucket and/or quick coupler, the respective weight has to be subtracted from above values. The use of a work tool attachment point to handle/lift objects, could affect the machine lift performance.

Always refer to the appropriate Operation and Maintenance Manual for specific product information.

MH3026 Material Handler Specifications


Lift Capacities – Counterweight: 12,570 lb – Heavy Lift: On


All values are in lb, work tool: none, hydraulic cab riser, solid tires.

 Load point height

 Load over front

 Load over rear

 Load over side

 Load at maximum reach (stick nose/bucket pin)

Undercarriage


















9'10" (MH)















Boom

24'7" (MH)

Stick

19'8" (Drop Nose)

	Undercarriage configuration	10 ft			15 ft			20 ft			25 ft						ft			
																				
45 ft	2 Sets Stabilizers – Up				*14,800	*14,800	*14,800										*14,000	*14,000	*14,000	15.88
	2 Sets Stabilizers – Down				*14,800	*14,800	*14,800										*14,000	*14,000	*14,000	
40 ft	2 Sets Stabilizers – Up										*15,300	*15,300	13,300	*11,300	*11,300	9,000	*11,100	*11,100	8,900	25.16
	2 Sets Stabilizers – Down										*15,300	*15,300	*15,300	*11,300	*11,300	*11,300	*11,100	*11,100	*11,100	
35 ft	2 Sets Stabilizers – Up										*17,500	*17,500	13,700	12,100	12,100	9,400	8,300	8,200	6,300	30.94
	2 Sets Stabilizers – Down										*17,500	*17,500	*17,500	*15,200	*15,200	*15,200	*10,000	*10,000	*10,000	
30 ft	2 Sets Stabilizers – Up										17,700	17,600	13,800	12,200	12,200	9,500	6,600	6,600	5,000	35.07
	2 Sets Stabilizers – Down										*18,500	*18,500	*18,500	*15,900	*15,900	*15,900	*9,400	*9,400	*9,400	
25 ft	2 Sets Stabilizers – Up										17,400	17,400	13,600	12,100	12,000	9,400	5,600	5,600	4,200	38.09
	2 Sets Stabilizers – Down										*18,800	*18,800	*18,800	*16,100	*16,100	*16,100	*9,200	*9,200	*9,200	
20 ft	2 Sets Stabilizers – Up										16,900	16,800	13,000	11,700	11,700	9,000	5,000	5,000	3,600	40.22
	2 Sets Stabilizers – Down										*19,600	*19,600	*19,600	*16,500	*16,500	*16,500	*9,100	*9,100	8,400	
15 ft	2 Sets Stabilizers – Up				25,400	25,300	19,100	15,900	15,900	12,100	11,100	11,100	8,500	4,600	4,600	3,300				41.67
	2 Sets Stabilizers – Down				*26,600	*26,600	*26,600	*20,800	*20,800	*20,800	*17,000	*17,000	*17,000	*9,100	*9,100	7,800				
10 ft	2 Sets Stabilizers – Up	*45,100	*45,100	31,500	22,900	22,800	16,900	14,700	14,600	11,000	10,500	10,400	7,800	4,400	4,300	3,100				42.45
	2 Sets Stabilizers – Down	*45,100	*45,100	*45,100	*29,400	*29,400	*29,400	*21,900	*21,900	*21,900	*17,500	*17,500	17,300	8,700	8,700	7,500				
5 ft	2 Sets Stabilizers – Up	*10,200	*10,200	*10,200	20,300	20,200	14,500	13,400	13,400	9,800	9,700	9,700	7,100	4,200	4,200	3,000				42.65
	2 Sets Stabilizers – Down	*10,200	*10,200	*10,200	*30,800	*30,800	*30,800	*22,500	*22,500	*22,500	*17,600	*17,600	16,500	*7,900	*7,900	7,300				
0 ft	2 Sets Stabilizers – Up	*7,700	*7,700	*7,700	18,400	18,300	12,800	12,400	12,300	8,800	9,100	9,100	6,500							
	2 Sets Stabilizers – Down	*7,700	*7,700	*7,700	*22,000	*22,000	*22,000	*21,700	*21,700	*21,700	*17,000	*17,000	15,800							
-5 ft	2 Sets Stabilizers – Up				17,500	17,400	12,000	11,700	11,700	8,200	8,700	8,600	6,100							
	2 Sets Stabilizers – Down				*17,700	*17,700	*17,700	*19,400	*19,400	*19,400	*15,300	*15,300	15,300							

	Undercarriage configuration	30 ft			35 ft			40 ft						ft			
																	
45 ft	2 Sets Stabilizers – Up													*14,000	*14,000	*14,000	15.88
	2 Sets Stabilizers – Down													*14,000	*14,000	*14,000	
40 ft	2 Sets Stabilizers – Up													*11,100	*11,100	8,900	25.16
	2 Sets Stabilizers – Down													*11,100	*11,100	*11,100	
35 ft	2 Sets Stabilizers – Up	8,800	8,700	6,700										8,300	8,200	6,300	30.94
	2 Sets Stabilizers – Down	*11,100	*11,100	*11,100										*10,000	*10,000	*10,000	
30 ft	2 Sets Stabilizers – Up	8,900	8,900	6,800	6,600	6,600	5,000							6,600	6,600	5,000	35.07
	2 Sets Stabilizers – Down	*13,900	*13,900	*13,900	*9,500	*9,500	*9,500							*9,400	*9,400	*9,400	
25 ft	2 Sets Stabilizers – Up	8,900	8,800	6,800	6,700	6,700	5,000							5,600	5,600	4,200	38.09
	2 Sets Stabilizers – Down	*14,000	*14,000	*14,000	*12,200	*12,200	10,800							*9,200	*9,200	*9,200	
20 ft	2 Sets Stabilizers – Up	8,600	8,600	6,600	6,600	6,500	4,900	5,100	5,100	3,700	5,000	5,000	3,600	4,600	4,600	3,600	40.22
	2 Sets Stabilizers – Down	*14,100	*14,100	13,800	*12,200	*12,200	10,700	*9,500	*9,500	8,500	*9,100	*9,100	8,400				
15 ft	2 Sets Stabilizers – Up	8,300	8,300	6,200	6,400	6,300	4,700	5,000	5,000	3,600	4,600	4,600	3,300				41.67
	2 Sets Stabilizers – Down	*14,300	*14,300	13,500	12,200	12,100	10,500	9,800	9,700	8,400	9,100	9,100	7,800				
10 ft	2 Sets Stabilizers – Up	7,900	7,800	5,800	6,100	6,100	4,500	4,900	4,800	3,500	4,400	4,400	3,100				42.45
	2 Sets Stabilizers – Down	*14,400	*14,400	13,000	11,900	11,900	10,200	9,600	9,600	8,200	8,700	8,700	7,500				
5 ft	2 Sets Stabilizers – Up	7,400	7,400	5,400	5,900	5,800	4,200	4,700	4,700	3,300	4,200	4,200	3,000				42.65
	2 Sets Stabilizers – Down	*14,300	*14,300	12,500	11,600	11,600	9,900	*9,400	*9,400	8,100	*7,900	*7,900	7,300				
0 ft	2 Sets Stabilizers – Up	7,000	7,000	5,000	5,600	5,600	4,000	4,600	4,600	3,200							
	2 Sets Stabilizers – Down	*13,600	*13,600	12,100	*10,900	*10,900	9,600	*8,400	*8,400	7,900							
-5 ft	2 Sets Stabilizers – Up	6,800	6,700	4,800	5,400	5,400	3,800										
	2 Sets Stabilizers – Down	*12,200	*12,200	11,800	*9,600	*9,600	9,500										

*Limited by hydraulic rather than tipping load.

Lift capacity ratings are based on ISO 10567:2007, they do not exceed 87% of hydraulic lifting capacity or 75% of tipping load. The load point is the center line of the bucket pivot mounting pin on the stick. The oscillating axle must be locked. Lifting capacities are based on the machine standing on a firm uniform supporting surface. For lifting capacity including bucket and/or quick coupler, the respective weight has to be subtracted from above values. The use of a work tool attachment point to handle/lift objects, could affect the machine lift performance.

Always refer to the appropriate Operation and Maintenance Manual for specific product information.

MH3026 Material Handler Specifications

Lift Capacities – Counterweight: 5700 kg – Heavy Lift: On

All values are in kg, work tool: none, hydraulic cab riser, solid tires, bucket cylinder and bucket linkage installed.



Undercarriage

2.99 m (MH)

Boom

7.5 m (MH)

Stick

5.0 m (Straight)

Stick height	Undercarriage configuration	3000 mm			4500 mm			6000 mm			7500 mm			Load at maximum reach (stick nose/bucket pin)			mm
		Front	Side	Rear	Front	Side	Rear	Front	Side	Rear	Front	Side	Rear	Front	Side	Rear	
12 000 mm	2 Sets Stabilizers – Up				*8650	*8650	*8650	*6700	*6700	5550				*6150	*6150	5100	6290
	2 Sets Stabilizers – Down				*8650	*8650	*8650	*6700	*6700	*6700				*6150	*6150	*6150	
10 500 mm	2 Sets Stabilizers – Up				*9700	*9700	9350	7600	7550	5800	5100	5100	3850	4200	4200	3150	8300
	2 Sets Stabilizers – Down				*9700	*9700	*9700	*8700	*8700	*8700	*6900	*6900	*6900	*5350	*5350	*5350	
9000 mm	2 Sets Stabilizers – Up							7650	7600	5850	5200	5150	3950	3200	3150	2350	9660
	2 Sets Stabilizers – Down							*8800	*8800	*8800	*7400	*7400	*7400	*5000	*5000	*5000	
7500 mm	2 Sets Stabilizers – Up				*11 200	*11 200	9200	7500	7450	5700	5100	5100	3850	2600	2600	1850	10 640
	2 Sets Stabilizers – Down				*11 200	*11 200	*11 200	*8950	*8950	*8950	*7450	*7450	*7450	*4850	*4850	4500	
6000 mm	2 Sets Stabilizers – Up				11 700	11 650	8750	7200	7150	5450	4950	4900	3700	2300	2250	1600	11 320
	2 Sets Stabilizers – Down				*11 950	*11 950	*11 950	*9300	*9300	*9300	*7600	*7600	*7600	4650	4650	3950	
4500 mm	2 Sets Stabilizers – Up	*19 600	*19 600	15 350	10 750	10 700	7900	6750	6700	5000	4700	4650	3450	2050	2050	1400	11 780
	2 Sets Stabilizers – Down	*19 600	*19 600	*19 600	*13 000	*13 000	*13 000	*9750	*9750	*9750	*7800	*7800	*7800	4300	4300	3650	
3000 mm	2 Sets Stabilizers – Up				9550	9500	6800	6150	6150	4450	4350	4350	3150	1950	1900	1300	12 030
	2 Sets Stabilizers – Down				*13 850	*13 850	*13 850	*10 100	*10 100	*10 100	*7850	*7850	7550	*3950	*3950	3500	
1500 mm	2 Sets Stabilizers – Up				8500	8450	5850	5650	5600	4000	4050	4050	2900	1850	1850	1250	12 080
	2 Sets Stabilizers – Down				*9850	*9850	*9850	*9950	*9950	*9950	*7700	*7700	7200	*3500	*3500	3400	
0 mm	2 Sets Stabilizers – Up				*6800	*6800	5350	5250	5250	3650	3850	3850	2650				
	2 Sets Stabilizers – Down				*6800	*6800	*6800	*9100	*9100	*9100	*7100	*7100	6950				
-1500 mm	2 Sets Stabilizers – Up							5050	5050	3450	3700	3650	2500				
	2 Sets Stabilizers – Down							*7500	*7500	*7500	*6050	*6050	*6050				

Stick height	Undercarriage configuration	9000 mm			10 500 mm			12 000 mm			Load at maximum reach (stick nose/bucket pin)			mm		
		Front	Side	Rear	Front	Side	Rear	Front	Side	Rear	Front	Side	Rear			
12 000 mm	2 Sets Stabilizers – Up												*6150	*6150	5100	6290
	2 Sets Stabilizers – Down												*6150	*6150	*6150	
10 500 mm	2 Sets Stabilizers – Up												4200	4200	3150	8300
	2 Sets Stabilizers – Down												*5350	*5350	*5350	
9000 mm	2 Sets Stabilizers – Up	3700	3700	2750									3200	3150	2350	9660
	2 Sets Stabilizers – Down	*6350	*6350	6100									*5000	*5000	*5000	
7500 mm	2 Sets Stabilizers – Up	3700	3650	2700	2700	2700	1950						2600	2600	1850	10 640
	2 Sets Stabilizers – Down	*6300	*6300	6100	*5250	*5250	4600						*4850	*4850	4500	
6000 mm	2 Sets Stabilizers – Up	3600	3550	2650	2650	2650	1900						2300	2250	1600	11 320
	2 Sets Stabilizers – Down	*6350	*6350	6000	*5350	5350	4550						4650	4650	3950	
4500 mm	2 Sets Stabilizers – Up	3450	3400	2500	2600	2600	1850						2050	2050	1400	11 780
	2 Sets Stabilizers – Down	*6400	*6400	5800	5250	5250	4500						4300	4300	3650	
3000 mm	2 Sets Stabilizers – Up	3250	3250	2300	2500	2500	1750	1950	1900	1300	1950	1900	1300			12 030
	2 Sets Stabilizers – Down	*6350	*6350	5600	5150	5150	4350	*3950	*3950	3500	*3950	*3950	3500			
1500 mm	2 Sets Stabilizers – Up	3100	3050	2150	2400	2400	1650	1900	1900	1250	1850	1850	1250			12 080
	2 Sets Stabilizers – Down	*6100	*6100	5450	*4850	*4850	4250	*3600	*3600	3450	*3500	*3500	3400			
0 mm	2 Sets Stabilizers – Up	2950	2900	2000	2300	2300	1550									
	2 Sets Stabilizers – Down	*5600	*5600	5250	*4350	*4350	4150									
-1500 mm	2 Sets Stabilizers – Up	2850	2800	1900												
	2 Sets Stabilizers – Down	*4750	*4750	*4750												

* Limited by hydraulic rather than tipping load.

Lift capacity ratings are based on ISO 10567:2007, they do not exceed 87% of hydraulic lifting capacity or 75% of tipping load. The load point is the center line of the bucket pivot mounting pin on the stick. The oscillating axle must be locked. Lifting capacities are based on the machine standing on a firm uniform supporting surface. For lifting capacity including bucket and/or quick coupler, the respective weight has to be subtracted from above values. The use of a work tool attachment point to handle/lift objects, could affect the machine lift performance.

Always refer to the appropriate Operation and Maintenance Manual for specific product information.


MH3026 Material Handler Specifications


Lift Capacities – Counterweight: 12,570 lb – Heavy Lift: On


All values are in lb, work tool: none, hydraulic cab riser, solid tires, bucket cylinder and bucket linkage installed.

 Load point height

 Load over front

 Load over rear













 Load over side













 Load at maximum reach (stick nose/bucket pin)

Undercarriage 9'10" (MH)

Boom 24'7" (MH)

Stick 16'5" (Straight)

Load point height	Undercarriage configuration	10 ft			15 ft			20 ft			Load at maximum reach (stick nose/bucket pin)			ft	
															
40 ft	2 Sets Stabilizers – Up				*18,400	*18,400	*18,400				*13,900	*13,900	12,300	19.52	
	2 Sets Stabilizers – Down				*18,400	*18,400	*18,400				*13,900	*13,900	*13,900		
35 ft	2 Sets Stabilizers – Up				*21,100	*21,100	20,100		16,200	16,200	12,400	9,700	9,600	7,200	26.61
	2 Sets Stabilizers – Down				*21,100	*21,100	*21,100		*18,600	*18,600	*18,600	*11,900	*11,900	*11,900	
30 ft	2 Sets Stabilizers – Up								16,400	16,300	12,500	7,200	7,200	5,300	31.33
	2 Sets Stabilizers – Down								*19,200	*19,200	*19,200	*11,000	*11,000	*11,000	
25 ft	2 Sets Stabilizers – Up				*24,400	*24,400	19,900		16,100	16,100	12,300	5,900	5,800	4,200	34.68
	2 Sets Stabilizers – Down				*24,400	*24,400	*24,400		*19,400	*19,400	*19,400	*10,700	*10,700	10,000	
20 ft	2 Sets Stabilizers – Up				25,200	25,100	18,900		15,500	15,400	11,700	5,100	5,000	3,500	37.04
	2 Sets Stabilizers – Down				*25,800	*25,800	*25,800		*20,200	*20,200	*20,200	10,400	10,300	8,800	
15 ft	2 Sets Stabilizers – Up	*42,200	*42,200	33,200	23,200	23,100	17,100		14,500	14,500	10,800	4,600	4,500	3,100	38.58
	2 Sets Stabilizers – Down	*42,200	*42,200	*42,200	*28,100	*28,100	*28,100		*21,100	*21,100	*21,100	9,500	9,500	8,100	
10 ft	2 Sets Stabilizers – Up				20,600	20,500	14,700		13,300	13,300	9,700	4,300	4,200	2,800	39.44
	2 Sets Stabilizers – Down				*30,000	*30,000	*30,000		*21,800	*21,800	*21,800	*8,700	*8,700	7,700	
5 ft	2 Sets Stabilizers – Up				18,300	18,300	12,700		12,200	12,100	8,600	4,100	4,100	2,700	39.63
	2 Sets Stabilizers – Down				*23,700	*23,700	*23,700		*21,500	*21,500	*21,500	*7,700	*7,700	7,500	
0 ft	2 Sets Stabilizers – Up				*15,700	*15,700	11,500		11,400	11,300	7,800				
	2 Sets Stabilizers – Down				*15,700	*15,700	*15,700		*19,700	*19,700	*19,700				
-5 ft	2 Sets Stabilizers – Up								10,900	10,900	7,400				
	2 Sets Stabilizers – Down								*16,300	*16,300	*16,300				

Load point height	Undercarriage configuration	25 ft			30 ft			35 ft			Load at maximum reach (stick nose/bucket pin)			ft
														
40 ft	2 Sets Stabilizers – Up										*13,900	*13,900	12,300	19.52
	2 Sets Stabilizers – Down										*13,900	*13,900	*13,900	
35 ft	2 Sets Stabilizers – Up	10,900	10,900	8,200							9,700	9,600	7,200	26.61
	2 Sets Stabilizers – Down	*14,200	*14,200	*14,200							*11,900	*11,900	*11,900	
30 ft	2 Sets Stabilizers – Up	11,100	11,100	8,400	7,900	7,800	5,800				7,200	7,200	5,300	31.33
	2 Sets Stabilizers – Down	*16,100	*16,100	*16,100	*13,300	*13,300	13,100				*11,000	*11,000	*11,000	
25 ft	2 Sets Stabilizers – Up	11,000	10,900	8,300	7,900	7,800	5,800				5,900	5,800	4,200	34.68
	2 Sets Stabilizers – Down	*16,200	*16,200	*16,200	*13,700	*13,700	13,100				*10,700	*10,700	10,000	
20 ft	2 Sets Stabilizers – Up	10,600	10,600	8,000	7,700	7,700	5,600	5,700	5,700	4,100	5,100	5,000	3,500	37.04
	2 Sets Stabilizers – Down	*16,500	*16,500	*16,500	*13,800	*13,800	12,900	11,500	11,500	9,800	10,400	10,300	8,800	
15 ft	2 Sets Stabilizers – Up	10,100	10,000	7,400	7,400	7,300	5,300	5,600	5,500	3,900	4,600	4,500	3,100	38.58
	2 Sets Stabilizers – Down	*16,900	*16,900	*16,900	*13,800	*13,800	12,500	11,300	11,300	9,600	9,500	9,500	8,100	
10 ft	2 Sets Stabilizers – Up	9,400	9,400	6,800	7,000	7,000	5,000	5,300	5,300	3,700	4,300	4,200	2,800	39.44
	2 Sets Stabilizers – Down	*17,000	*17,000	16,200	*13,700	*13,700	12,100	11,100	11,100	9,400	*8,700	*8,700	7,700	
5 ft	2 Sets Stabilizers – Up	8,800	8,700	6,200	6,600	6,600	4,600	5,100	5,100	3,500	4,100	4,100	2,700	39.63
	2 Sets Stabilizers – Down	*16,600	*16,600	15,500	*13,200	*13,200	11,700	*10,500	*10,500	9,200	*7,700	*7,700	7,500	
0 ft	2 Sets Stabilizers – Up	8,300	8,200	5,700	6,300	6,300	4,300	4,900	4,900	3,300				
	2 Sets Stabilizers – Down	*15,400	*15,400	14,900	*12,100	*12,100	11,300	*9,300	*9,300	9,000				
-5 ft	2 Sets Stabilizers – Up	8,000	7,900	5,400	6,100	6,100	4,100							
	2 Sets Stabilizers – Down	*13,000	*13,000	*13,000	*10,100	*10,100	*10,100							

*Limited by hydraulic rather than tipping load.

Lift capacity ratings are based on ISO 10567:2007, they do not exceed 87% of hydraulic lifting capacity or 75% of tipping load. The load point is the center line of the bucket pivot mounting pin on the stick. The oscillating axle must be locked. Lifting capacities are based on the machine standing on a firm uniform supporting surface. For lifting capacity including bucket and/or quick coupler, the respective weight has to be subtracted from above values. The use of a work tool attachment point to handle/lift objects, could affect the machine lift performance.

Always refer to the appropriate Operation and Maintenance Manual for specific product information.

MH3026 Material Handler Specifications

Attachments Offering Guide – Europe

Not all Attachments are available in all regions. Consult your Cat dealer for configurations available in your region.

Match
 No Match
 1800 kg/m³ (3,000 lb/yd³)
 1200 kg/m³ (2,000 lb/yd³)
 900 kg/m³ (1500 lb/yd³)
 600 kg/m³ (1000 lb/yd³)

PIN-ON ATTACHMENTS

Undercarriage		2.99 m (9'10") MH			
Counterweight		5.7 mt (12,570 lb)			
Boom Type		7.5 m (24'7") MH		6.9 m (22'8") MH	
Stick Length		5.5 m (18'1")	5.0 m (16'5")	6.0 m (19'8")	5.5 m (18'1")
Multi-Processors	MP318 Shear Jaw		✓		
Demolition and Sorting Grapples	G317 GC		✓		
	G318		✓		
	G318 WH-800		✓		
	G318 WH-1100		✓		
Orange Peel Grapples	GSH420-500	●		●	●
	GSH420-600	●		●	●
	GSH420-750	●		●	●
	GSH425-750	●		●	●
	GSH425-950	○		○	●
	GSH425-1150	○		○	○
	GSH520-500	●		●	●
	GSH520-600	●		●	●
	GSH520-750	●		●	●
	GSH525-750	●		○	●
	GSH525-950	○		○	●
	GSH525-1150			◆	◆
	GSV420-400	●		●	●
	GSV420-500	●		●	●
	GSV420-600	●		●	●
	GSV420-750	●		●	●
	GSV420-1250	◇		◇	◇
	GSV425-600	●		●	●
	GSV425-750	●		●	●
	GSV425-950	●		●	○
	GSV425-1150	○		○	○
	GSV425-1550	◇		◇	◇
	GSV520 GC-1250	◇		◇	◇
	GSV520-1250	◇		◇	◇
	GSV520-400	●		●	●
	GSV520-500	●		●	●
	GSV520-600	●		●	●
	GSV520-750	●		●	●
	GSV520 GC-400	●		●	●
	GSV520 GC-500	●		●	●
	GSV520 GC-600	●		●	●
	GSV520 GC-750	●		●	●
	GSV525-600	●		●	●
GSV525-750	●		●	●	
GSV525-950	○		○	●	
GSV525-1150	○			◆	

(continued on next page)

MH3026 Material Handler Specifications

Attachments Offering Guide – Europe (continued)

Not all Attachments are available in all regions. Consult your Cat dealer for configurations available in your region.

<input checked="" type="checkbox"/> Match	<input type="checkbox"/> No Match	<input checked="" type="checkbox"/> 1800 kg/m ³ (3,000 lb/yd ³)	<input type="checkbox"/> 1200 kg/m ³ (2,000 lb/yd ³)	<input checked="" type="checkbox"/> 900 kg/m ³ (1500 lb/yd ³)
---	-----------------------------------	--	---	--

PIN-ON ATTACHMENTS (continued)

Undercarriage		2.99 m (9'10") MH			
Counterweight		5.7 mt (12,570 lb)			
Boom Type		7.5 m (24'7") MH		6.9 m (22'8") MH	
Stick Length		5.5 m (18'1")	5.0 m (16'5")	6.0 m (19'8")	5.5 m (18'1")
Clamshell Grapples	CTV15-1000	●		●	●
	CTV15-1200	○		○	●
	CTV15-1500	○			◆
	CTV15-1700			◆	◆
	CTV15-1900	◆			

CAT PIN GRABBER COUPLER ATTACHMENTS

Undercarriage		2.99 m (9'10") MH
Counterweight		5.7 mt (12,570 lb)
Boom Type		7.5 m (24'7") MH
Stick Length		5.0 m (16'5")
Multi-Processors	MP318 Shear Jaw	✓
Demolition and Sorting Grapples	G317 GC	✓
	G318	✓
	G318 WH-800	✓
	G318 WH-1100	✓

CW-40s DEDICATED COUPLER ATTACHMENTS

Undercarriage		2.99 m (9'10") MH
Counterweight		5.7 mt (12,570 lb)
Boom Type		7.5 m (24'7") MH
Stick Length		5.0 m (16'5")
Multi-Processors	MP318 Shear Jaw	✓
Demolition and Sorting Grapples	G317 GC	✓
	G318	✓
	G318 WH-800	✓
	G318 WH-1100	✓

CW-40 DEDICATED COUPLER ATTACHMENTS

Undercarriage		2.99 m (9'10") MH
Counterweight		5.7 mt (12,570 lb)
Boom Type		7.5 m (24'7") MH
Stick Length		5.0 m (16'5")
Multi-Processors	MP318 Shear Jaw	✓
Demolition and Sorting Grapples	G317 GC	✓
	G317 GC	✓
	G318	✓
	G318	✓
	G318 WH-800	✓
	G318 WH-1100	✓

(continued on next page)

MH3026 Material Handler Specifications

Attachments Offering Guide – Europe (continued)

Not all Attachments are available in all regions. Consult your Cat dealer for configurations available in your region.

Match

S70 DEDICATED COUPLER ATTACHMENTS

Undercarriage		2.99 m (9'10") MH
Counterweight		5.7 mt (12,570 lb)
Boom Type		7.5 m (24'7") MH
Stick Length		5.0 m (16'5")
Multi-Processors	MP318 Shear Jaw	✓
Demolition and Sorting Grapples	G317 GC	✓
	G318	✓
	G318 WH-800	✓
	G318 WH-1100	✓

HCS70 DEDICATED COUPLER ATTACHMENTS

Undercarriage		2.99 m (9'10") MH
Counterweight		5.7 mt (12,570 lb)
Boom Type		7.5 m (24'7") MH
Stick Length		5.0 m (16'5")
Multi-Processors	MP318 Shear Jaw	✓
Demolition and Sorting Grapples	G317 GC	✓
	G318	✓
	G318 WH-800	✓
	G318 WH-1100	✓

HCS70/55 DEDICATED COUPLER ATTACHMENTS

Undercarriage		2.99 m (9'10") MH
Counterweight		5.7 mt (12,570 lb)
Boom Type		7.5 m (24'7") MH
Stick Length		5.0 m (16'5")
Demolition and Sorting Grapples	G317 GC	✓
	G318	✓
	G318 WH-800	✓
	G318 WH-1100	✓

MH3026 Material Handler Specifications

Attachments Offering Guide – North America

Not all Attachments are available in all regions. Consult your Cat dealer for configurations available in your region.

Match
 No Match
 1800 kg/m³ (3,000 lb/yd³)
 1200 kg/m³ (2,000 lb/yd³)
 900 kg/m³ (1500 lb/yd³)

PIN-ON ATTACHMENTS

Undercarriage		2.99 m (9'10") MH			
Counterweight		5.7 mt (12,570 lb)			
Boom Type		7.5 m (24'7") MH		6.9 m (22'8") MH	
Stick Length		5.5 m (18'1")	5.0 m (16'5")	6.0 m (19'8")	5.5 m (18'1")
Multi-Processors	MP318 Shear Jaw		✓		
Demolition and Sorting Grapples	G318		✓		
	G318 WH-800 L (1.0 yd ³)		✓		
	G318 WH-1100 L (1.4 yd ³)		✓		
Mulchers	HM4015		✓		
	HM4815		✓		
Orange Peel Grapples	GSH420-500 L (0.65 yd ³)	●		●	●
	GSH420-600 L (0.75 yd ³)	●		●	●
	GSH420-750 L (1.0 yd ³)	●		●	●
	GSH425-750 L (1.0 yd ³)	●		●	●
	GSH425-950 L (1.25 yd ³)	○		○	●
	GSH425-1150 L (1.5 yd ³)	○		○	○
	GSH520-500 L (0.65 yd ³)	●		●	●
	GSH520-600 L (0.75 yd ³)	●		●	●
	GSH520-750 L (1.0 yd ³)	●		●	●
	GSH525-750 L (1.0 yd ³)	●		○	●
	GSH525-950 L (1.25 yd ³)	●		○	○
	GSH525-1150 L (1.5 yd ³)			◆	◆
	Clamshell Grapples	CTV15-1900			
Forestry Grapples	GLL52	○		○	○
	GLL55	○		○	○

CAT PIN GRABBER COUPLER ATTACHMENTS

Undercarriage		2.99 m (9'10") MH
Counterweight		5.7 mt (12,570 lb)
Boom Type		7.5 m (24'7") MH
Stick Length		5.0 m (16'5")
Multi-Processors	MP318 Shear Jaw	✓
Demolition and Sorting Grapples	G318	✓
	G318 WH-800 L (1.0 yd ³)	✓
	G318 WH-1100 L (1.4 yd ³)	✓
Mulchers	HM4015	✓
	HM4815	✓

(continued on next page)

MH3026 Material Handler Specifications

Attachments Offering Guide – North America *(continued)*

Not all Attachments are available in all regions. Consult your Cat dealer for configurations available in your region.

Match

S70 DEDICATED COUPLER ATTACHMENTS

Undercarriage		2.99 m (9'10") MH
Counterweight		5.7 mt (12,570 lb)
Boom Type		7.5 m (24'7") MH
Stick Length		5.0 m (16'5")
Multi-Processors	MP318 Shear Jaw	✓
Demolition and Sorting Grapples	G318	✓
	G318 WH-800	✓
	G318 WH-1100	✓

HCS70 DEDICATED COUPLER ATTACHMENTS

Undercarriage		2.99 m (9'10") MH
Counterweight		5.7 mt (12,570 lb)
Boom Type		7.5 m (24'7") MH
Stick Length		5.0 m (16'5")
Multi-Processors	MP318 Shear Jaw	✓
Demolition and Sorting Grapples	G318	✓
	G318 WH-800	✓
	G318 WH-1100	✓

HCS70/55 DEDICATED COUPLER ATTACHMENTS

Undercarriage		2.99 m (9'10") MH
Counterweight		5.7 mt (12,570 lb)
Boom Type		7.5 m (24'7") MH
Stick Length		5.0 m (16'5")
Demolition and Sorting Grapples	G318	✓
	G318 WH-800	✓
	G318 WH-1100	✓

MH3026 Material Handler Specifications

Attachments Offering Guide – Australia/New Zealand

Not all Attachments are available in all regions. Consult your Cat dealer for configurations available in your region.

Match

PIN-ON ATTACHMENTS

Undercarriage		2.99 m (9'10") MH
Counterweight		5.7 mt (12,570 lb)
Boom Type		7.5 m (24'7") MH
Stick Length		5.0 m (16'5")
Demolition and Sorting Grapples	G318	✓
Mulchers	HM4815	✓
	HM4015	✓

CAT PIN GRABBER COUPLER ATTACHMENTS

Undercarriage		2.99 m (9'10") MH
Counterweight		5.7 mt (12,570 lb)
Boom Type		7.5 m (24'7") MH
Stick Length		5.0 m (16'5")
Demolition and Sorting Grapples	G318	✓
Mulchers	HM4015	✓
	HM4815	✓

MH3026 Standard and Optional Equipment

Standard and Optional Equipment

Standard and optional equipment may vary. Consult your Cat dealer for details.

	Standard	Optional		Standard	Optional
BOOM, STICKS AND LINKAGES			ENGINE		
6.9 m (22'8") Straight MH Boom		✓	Cat C7.1 Single Turbo diesel engine (meets EU Stage V/U.S. EPA Tier 4 Final emission standards)	✓	
7.5 m (24'7") Straight MH Boom		✓	Power mode selector	✓	
5.0 m (16'5") Straight Stick		✓	One-touch low idle with automatic engine speed control	✓	
5.5 m (18'1") Drop Nose Stick		✓	Automatic engine idle shutdown	✓	
6.0 m (19'8") Drop Nose Stick		✓	Work up to 3000 m (9,842 ft) above sea level without engine power de-rating	✓	
Bucket linkage, B-type with lifting eye		✓	52° C (125° F) high-ambient cooling capacity	✓	
CAT TECHNOLOGY			HYDRAULICS		
Cat Product Link™	✓		Cold starting capability for -18° C (0° F)	✓	
2D E-fence:	✓		Double element air filter with integrated precleaner	✓	
– E-ceiling			Electric fuel priming pump	✓	
– E-floor			On-demand electric cooling fans with auto-reverse function	✓	
– E-swing			On-demand electric cooling fans with auto reverse function and vibrating radiator screen		✓
– E-wall			Biodiesel capability up to B20	✓	
– E-Cab Avoidance			Boom/stick lowering check valves	✓	
Cat Payload	✓		Overload warning	✓	
ELECTRICAL			Electronic main control valve	✓	
LED chassis light, left-hand/right-hand boom and stick lights, cab lights – 1,800 lumens	✓		Auto hydraulic oil warm up	✓	
Programmable time-delay LED working lights	✓		Element type main hydraulic filter	✓	
Roading and indicator lights, front and rear	✓		2-Slider joysticks	✓	
Maintenance free batteries	✓		Advanced Tool Control (one/two way high-pressure flow with drift reduction)		✓
Centralized electrical disconnect switch	✓		Medium pressure auxiliary circuit (one/two way medium-pressure flow)	✓	
Electrical refueling pump		✓	Heavy lift mode	✓	
			Quick coupler circuit for Cat Pin Grabber and CW Dedicated		✓
			SmartBoom™	✓	
			Joystick steering	✓	
			Steering wheel		✓
			Separate dedicated swing pump	✓	
			Automatic swing brake	✓	
			Cat BIO HYDO Advanced biodegradable hydraulic oil		✓
			Adjustable hydraulic aggressiveness	✓	
			Pattern changer	✓	
			Hammer foot pedal		✓

(continued on next page)

MH3026 Standard and Optional Equipment

Standard and Optional Equipment *(continued)*

Standard and optional equipment may vary. Consult your Cat dealer for details.

	Standard	Optional		Standard	Optional
SAFETY AND SECURITY			UNDERCARRIAGE AND STRUCTURES		
Rear and right-side-view cameras	✓		All wheel drive	✓	
360° visibility		✓	Automatic brake/axle lock	✓	
Wide angle mirrors	✓		Creeper speed	✓	
Heated and remotely adjustable mirrors		✓	Electronic swing and travel lock	✓	
Travel alarm		✓	Heavy-duty axles, advanced disc brake system and travel motor, adjustable braking force	✓	
Signal/warning horn	✓		Oscillating front axle, lockable, with remote greasing point	✓	
Rotating beacon on cab and chassis		✓	11.00-20 16 PR, dual tires		✓
Cat Asset tracker		✓	10.00-20, dual, solid rubber tires		✓
Neutral lever (lock out) for all controls	✓		Steps with tool box in undercarriage (left and right)	✓	
Ground-level accessible secondary engine shutoff switch in cab	✓		Two speed hydrostatic transmission	✓	
Bluetooth® receiver	✓		2.99 mm (9'10") wide MH undercarriage		✓
Anti-skid plate and countersunk bolts on service platform	✓		2.99 mm (9'10") wide MH undercarriage with push blade		✓
SERVICE AND MAINTENANCE			Undercarriage rear end steps		✓
Scheduled Oil Sampling (S·O·S SM) ports	✓		Undercarriage front end steps		✓
Automatic lubrication system for implement and swing system	✓		Undercarriage extra side steps		✓
			Counterweight 5700 kg (12,550 lb)	✓	

MH3026 Attachments

Dealer Installed Kit and Attachments

Attachments may vary. Consult your Cat dealer for details.

CAB

- 75 mm (3") retractable seat belt

SAFETY AND SECURITY

- Bluetooth key fob

GUARDS

- FOGS (not compatible with cab light cover, rain protector)
- Mesh guard full front (not compatible with cab light cover, rain protector)

Cab Options

	Deluxe	Premium
Sound-suppressed TOPS cab	●	●
Heated seat with air-adjustable suspension	●	X
Heated and cooled seat with automatic adjustable suspension	X	●
Height-adjustable console, infinite with no tool	●	●
High-resolution 254 mm (10") LCD touchscreen monitor	●	●
Mechanical Mirror	●	X
Electrical Mirror	X	●
Automatic bi-level air conditioner	●	●
Jog dial and shortcut keys for monitor control	●	●
Keyless push-to-start engine control	●	●
51 mm seat belt	●	●
Unfastened seat belt warning	●	●
Bluetooth integrated radio with USB ports and speakers	●	●
Two 12V DC outlets	●	●
Auxiliary relay	○	○
Document storage	●	●
Cup and bottle holders	●	●
Fixed two-piece front window (P8B classified)	○	○
Fixed one-piece front window (P5A classified)	○	○
Parallel wiper with washer	●	●
Fixed glass skylight	●	●
LED dome lights	●	●
Foot Illumination	●	●
Roller rear sunscreen	X	●
Rear window emergency exit	●	●
Washable floor mat	●	●
Beacon ready	●	●
Falling object guards (FOGS)	○	○
Advanced Cab Filtration	○	○
Two LED cab lights	●	●
Rain visor (not compatible with FOGS)	●	●

- Standard
- Optional
- X Not available

MH3026 Environmental Declaration

The following information applies to the machine at the time of final manufacture as configured for sale in the regions covered in this document. The content of this declaration is valid as of the date issued; however, content related to machine features and specifications are subject to change without notice. For additional information, please see the machine's Operation and Maintenance Manual.

For more information on sustainability in action and our progress, please visit <https://www.caterpillar.com/en/company/sustainability>.

Engine

- The Cat® C7.1 engine meets U.S. EPA Tier 4 Final and EU Stage V emission standards.
- Cat diesel engines are required to use ULSD (ultra-low sulfur diesel fuel with 15 ppm of sulfur or less) or ULSD blended with the following lower-carbon intensity fuels up to:
 - ✓ 20% biodiesel FAME (fatty acid methyl ester)*
 - ✓ 100% renewable diesel, HVO (hydrotreated vegetable oil) and GTL (gas-to-liquid) fuelsRefer to guidelines for successful application. Please consult your Cat dealer or “Caterpillar Machine Fluids Recommendations” (SEBU6250) for details.

**Engines with no aftertreatment devices can use higher blends, up to 100% biodiesel (for use of blends higher than 20% biodiesel, consult your Cat dealer).*

Air Conditioning System

- The air conditioning system on this machine contains the fluorinated greenhouse gas refrigerant R134a (Global Warming Potential = 1430). The system contains 1.05 kg (2.31 lb) of refrigerant which has a CO₂ equivalent of 1.502 metric tonnes (1.655 tons).

Paint

- Based on best available knowledge, the maximum allowable concentration, measured in parts per million (PPM), of the following heavy metals in paint are:
 - Barium < 0.01%
 - Cadmium < 0.01%
 - Chromium < 0.01%
 - Lead < 0.01%

Sound Performance

Exterior Sound (ISO 6395:2008) – 103 dB(A)

Operator Sound (ISO 6396:2008) – 70 dB(A)

- Exterior Sound – The labeled exterior sound power level is measured according to the test procedures specified in ISO 6395:2008. The machine sound power level meets the criteria that are specified in the applicable regional regulations, e.g. 2000/14/EC as amended by 2005/88/EC.
- Internal Sound – The inside cab sound level is measured according to the procedures specified in ISO 6396:2008, for a cab offered by Caterpillar, when properly installed and maintained and tested with the door and windows closed.
- Hearing protection may be needed when operating with an open operator station and cab (when not properly maintained or doors/windows open) for extended periods or in a noisy environment.
- Blue Angel certified

Oils and Fluids

- Caterpillar factory fills with ethylene glycol coolants. Cat Diesel Engine Antifreeze/Coolant (DEAC) and Cat Extended Life Coolant (ELC) can be recycled. Consult your Cat dealer for more information.
- Cat Bio HYDO™ Advanced is an EU Ecolabel approved biodegradable hydraulic oil.
- Additional fluids are likely to be present, please consult the Operations and Maintenance Manual or the Application and Installation guide for complete fluid recommendations and maintenance intervals.

Features and Technology

- The following features and technology may contribute to fuel savings and/or carbon reduction. Features may vary. Consult your Cat dealer for details.
 - Advanced electro-hydraulic systems balance power and efficiency
 - Cut operating costs up to 10% with extended maintenance intervals
 - New hydraulic oil filter provides longer life with a 3,000-hour replacement interval
 - Programmable high-efficiency cooling fans run only when needed
 - One-touch low idle with automatic engine speed control
 - Remote flash and remote troubleshoot

For more complete information on Cat products, dealer services, and industry solutions, visit us on the web at www.cat.com

© 2022 Caterpillar
All rights reserved

Materials and specifications are subject to change without notice. Featured machines in photos may include additional equipment. See your Cat dealer for available options.

CAT, CATERPILLAR, LET'S DO THE WORK, their respective logos, "Caterpillar Corporate Yellow," the "Power Edge" and Cat "Modern Hex" trade dress as well as corporate and product identity used herein, are trademarks of Caterpillar and may not be used without permission.

AEXQ3225-01 (11-2022)
Replaces AEXQ3225
Build Number: 07C
(Aus-NZ, Eur, N Am, Turkey)

