

J-1480

JAW CRUSHER



STRONG **HERITAGE**, STRONG **FUTURE**

 **FINLAY**[®]
A TEREX BRAND

J-1480

JAW CRUSHER



The Finlay® J-1480 incorporates the Terex Jaques JW55 single toggle jaw crusher which boasts a throughput capacity up to 750m³ depending on application and material.


The machine is available with the optional direct drive which offers improved fuel efficiency and greater power utilisation or the standard hydrostatic drive which offers reversible operation for clearing blockages and for use in demolition applications.

The large 10m³ hopper has hydraulically folding sides and hydraulic wedge clamp system providing faster machine set up time. The machine features a vibrating pan feeder and an aggressive independently driven pre-screen which provides optimum separation of dirt, fines and difficult materials.

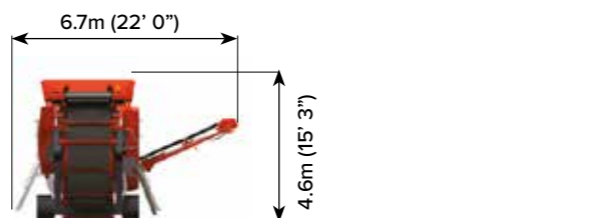

FEATURES:

- Terex Jaques Jaw with fully hydraulic adjustable closed side setting.
- Hydrostatic drive system with advanced electronic control system.
- 10m³ (13yd³) hopper capacity. Optional hopper side extensions are available.
- Independent VGF feeder and Pre-Screen.
- Selectable discharge to by-pass conveyor or main conveyor.

TRANSPORT DIMENSIONS



WORKING DIMENSION



MACHINE WEIGHT: 79,450kg (175,157lbs)
(without by-pass conveyor and twin pole magnet options)

1 HOPPER/FEEDER

Hopper capacity: 10m³ (13yd³)
Feed height: 4.67m (15' 5")
Width at rear with standard flares: 2.86m (9' 5")
Locking mechanism: hydraulic
Independent Hydraulic Prescreen as standard
Hopper extensions (Optional): 12m³ (15.6yd³)

2 BY-PASS CONVEYOR

Belt Width: 750mm (30")
Working Angle: 30°
Hydraulically folds for transport
Discharge Height: 3.6m (11' 10")
Stockpile capacity: 69.4m³ (90.8yds³) @ 40°

3 JAW CRUSHER

Terex JW55 chamber single toggle jaw crusher
Inlet width: 1415mm (55")
Inlet gape: 820mm (32")
Under jaw clearance: 380mm nominal
Drive arrangement: Hydrostatic
Maximum Closed Side Settings (CSS): 225mm (9")
Minimum Closed Side Settings (CSS): 75mm (3")
Demolition and Recycle applications. 85mm (3 1/4")
Quarry applications
Reverse action for clearing blockages
Full hydraulic closed side setting adjust

4 UNDERCARRIAGE

Shoe Width: 500mm (20")
Dual speed tracking with 'soft start'
Gradeability: 25°

5 MAGNET (OPTIONAL)

Belt Width: 750mm (30")
Drive: Hydraulic


6 MAIN CONVEYOR

Belt Width: 1.4m (55")
Working Angle: 21°
Discharge Height: 4.5m (14' 9")
Impact bars and wear resistant liners at feed point
Standard Stockpile capacity: 135.5m³ (177.2yds³) @ 40°



T-LINK TELEMATICS

T-Link telematics hardware and software along with free seven year data subscription are fitted and installed as standard.





The material in this document is for information only and is subject to change without notice.

Finlay® assumes no liability resulting from errors or omissions in this document, or from the use of the information contained herein.

Due to continual product development we reserve the right to change specifications without notice. Product performance figures given in this brochure are for guidance purposes only, this information does not constitute an expressed or implied warranty or guarantee, but shows test examples. These results will vary depending on application. Photographs are for illustrative purposes only; some or all of the machines in the illustrations may be fitted with optional extras. Please check with your Dealer for details on optional extras.

Published and Printed in 2022

www.terex.com/finlay

E: sales@terexfinlay.com

T: +44 28 82 418 700

